John Ward Economics



Personal Consumption 2013-15

The methodology that John Ward Economics uses to determine personal consumption is found in the journal article cited as:

Kurt V. Krueger (2014) Personal Consumption by Family Type and Household Income. Journal of Forensic Economics: December 2014, Vol. 25, No. 2, pp. 203-220.

That article can be accessed on the Internet at:

http://journalofforensiceconomics.com/doi/abs/10.5085/0898-5510-25.2.203

This document contains the 2013-15 updates to the article above by simply moving the Consumer Expenditure Survey data source forward from 2012-2013 to 2013-2015.

Figure 1. Husband and wife only earning families under age 65

Personal consumption as a percent of household income, (2013-15$)

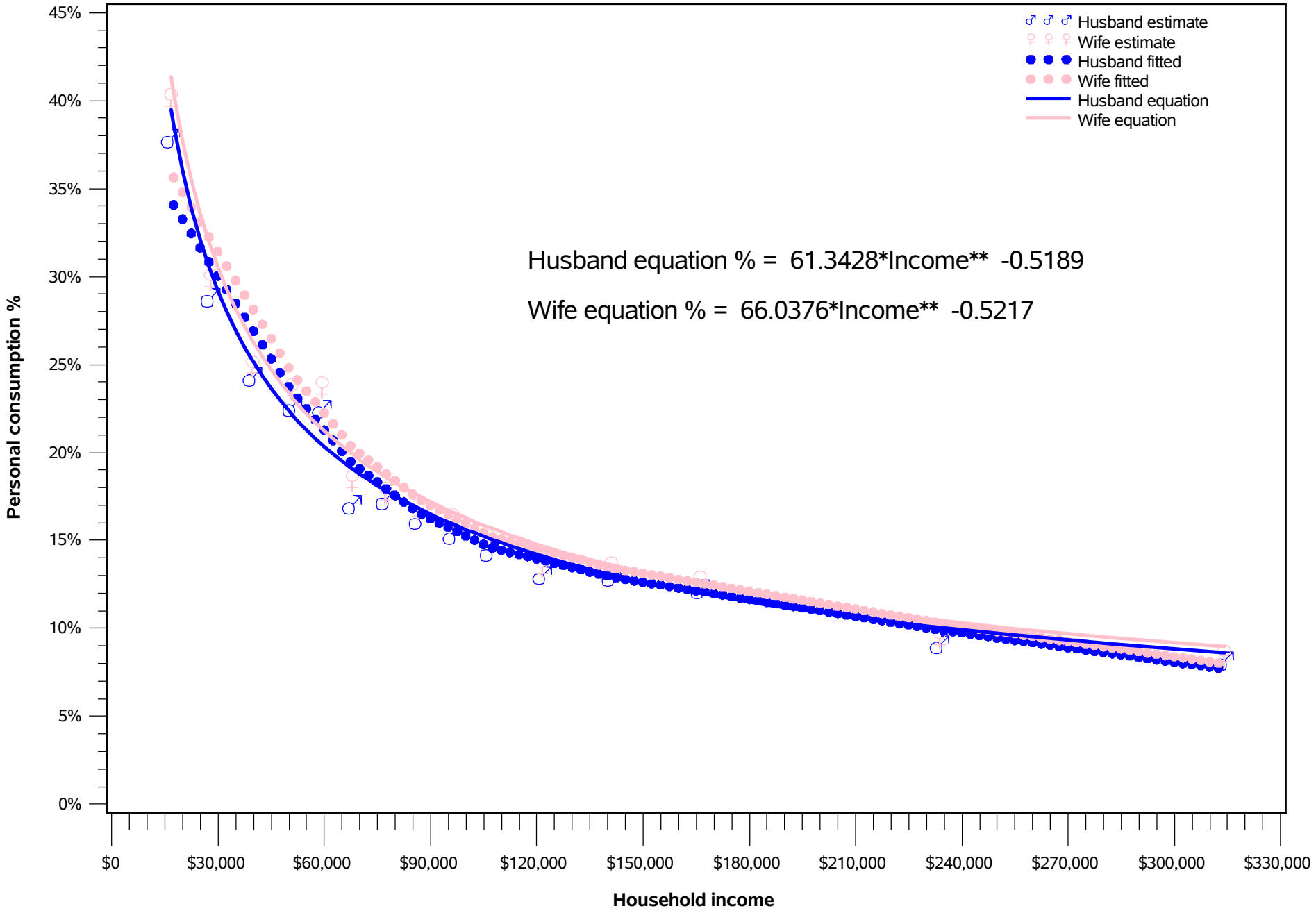

Figure 2. Husband and wife earning families under age 65 with one child age 6-15

Personal consumption as a percent of household income, (2013-15$)

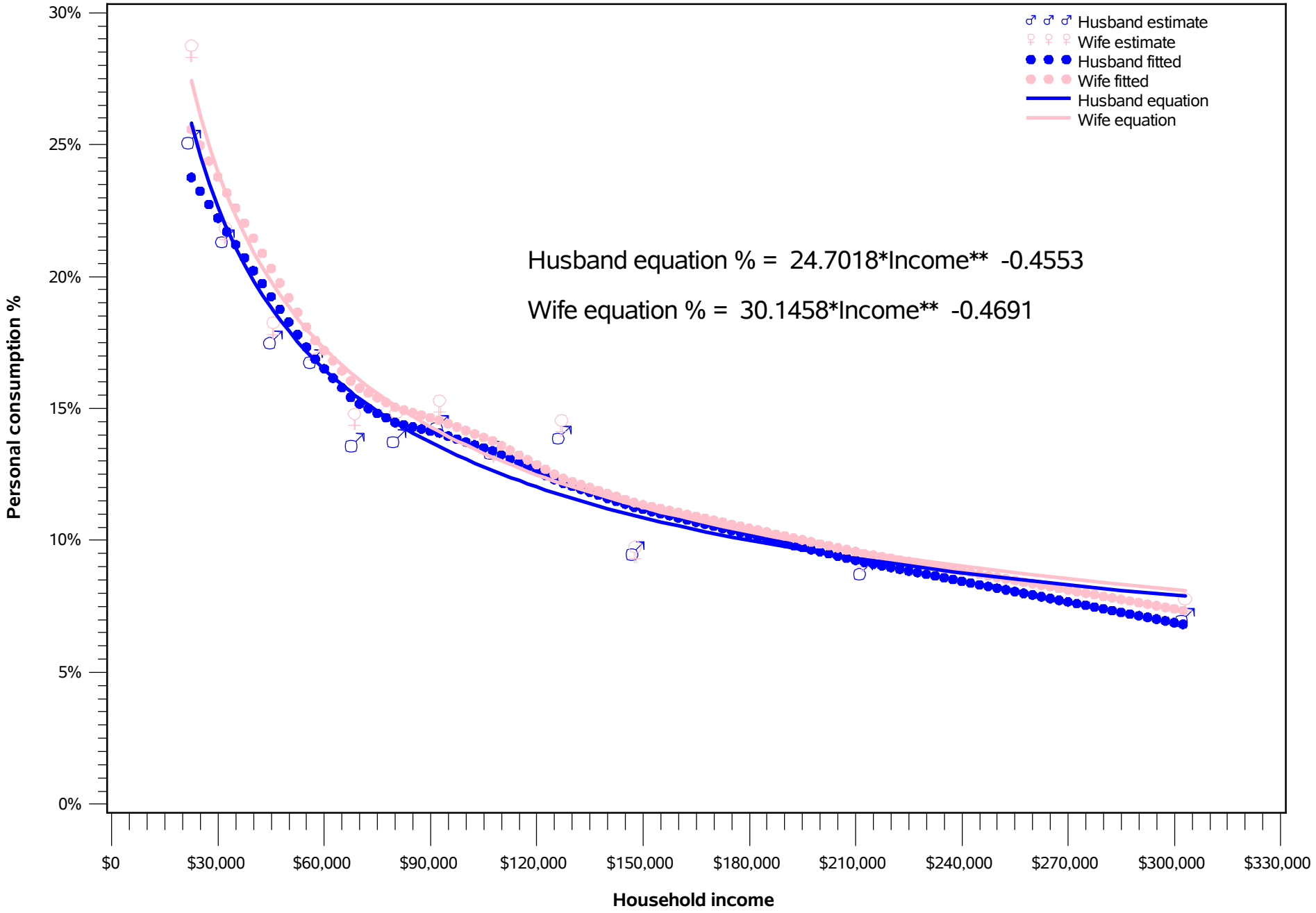

Figure 3. Husband and wife earning families under age 65 with two children ages 6-15

Personal consumption as a percent of household income, (2013-15$)

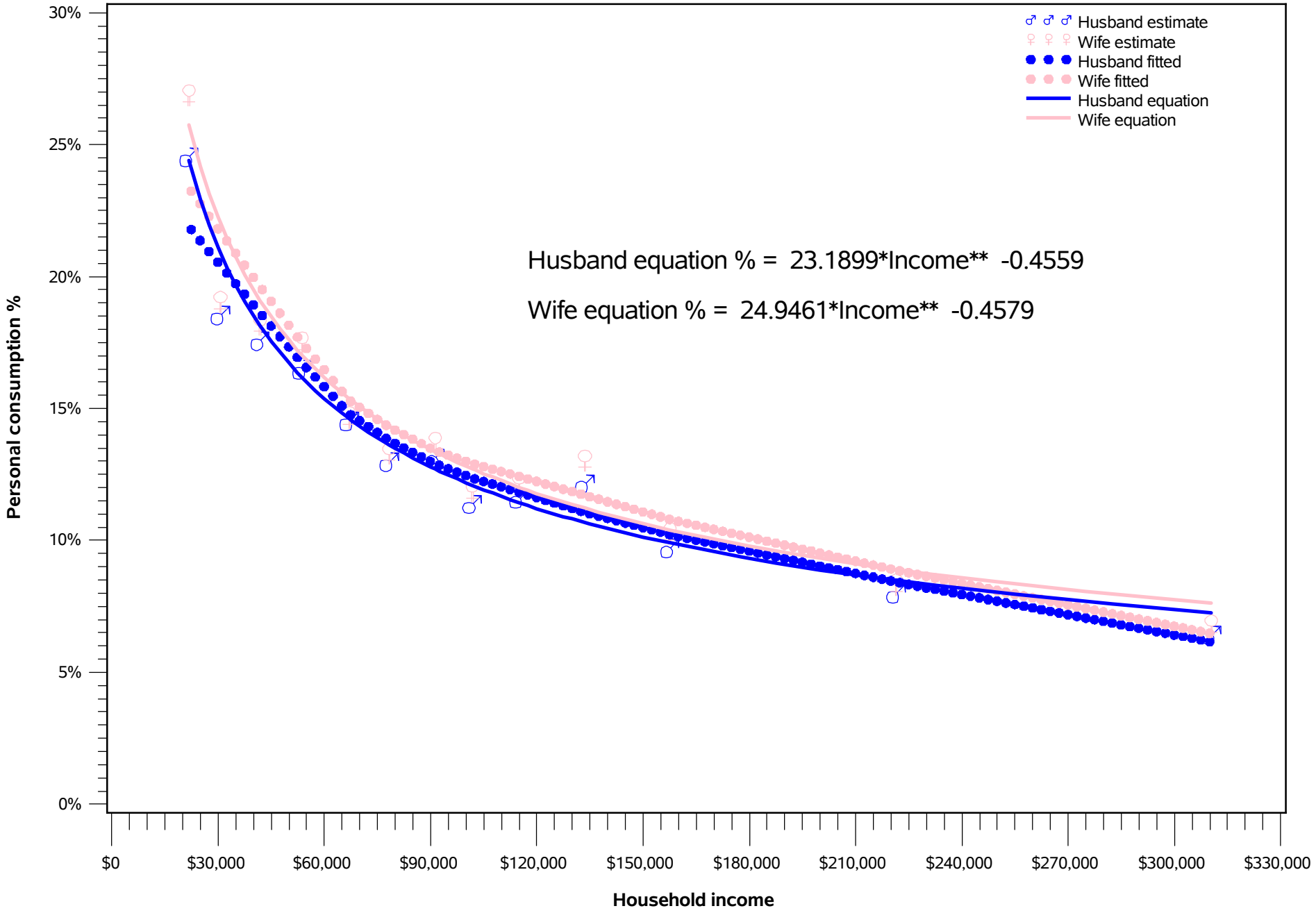

Figure 4. Husband and wife earning families under age 65 with three children ages 6-15

Personal consumption as a percent of household income, (2013-15$)

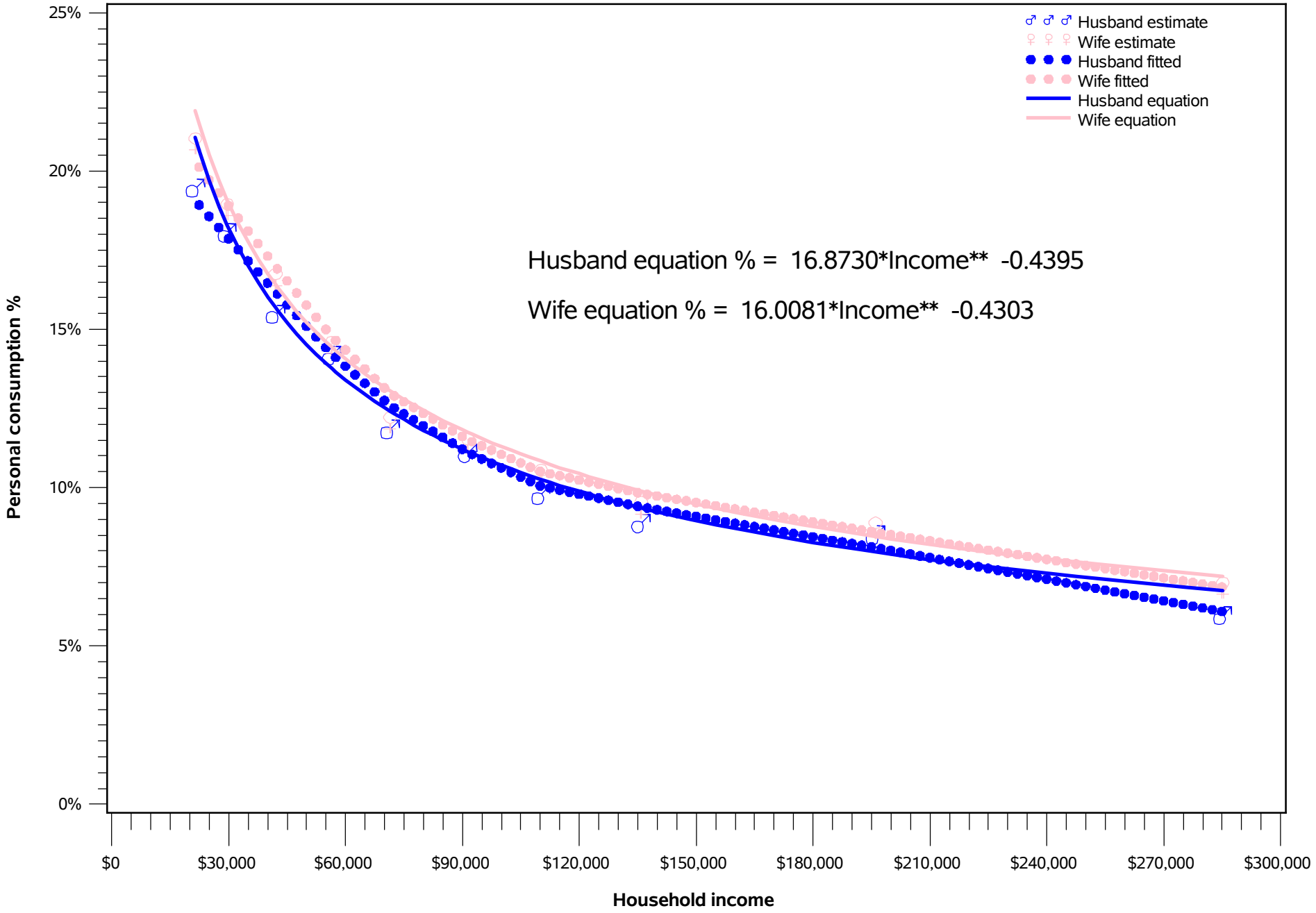

Figure 5. Husband and wife retired over age 65 families

Personal consumption as a percent of household income, (2013-15$)

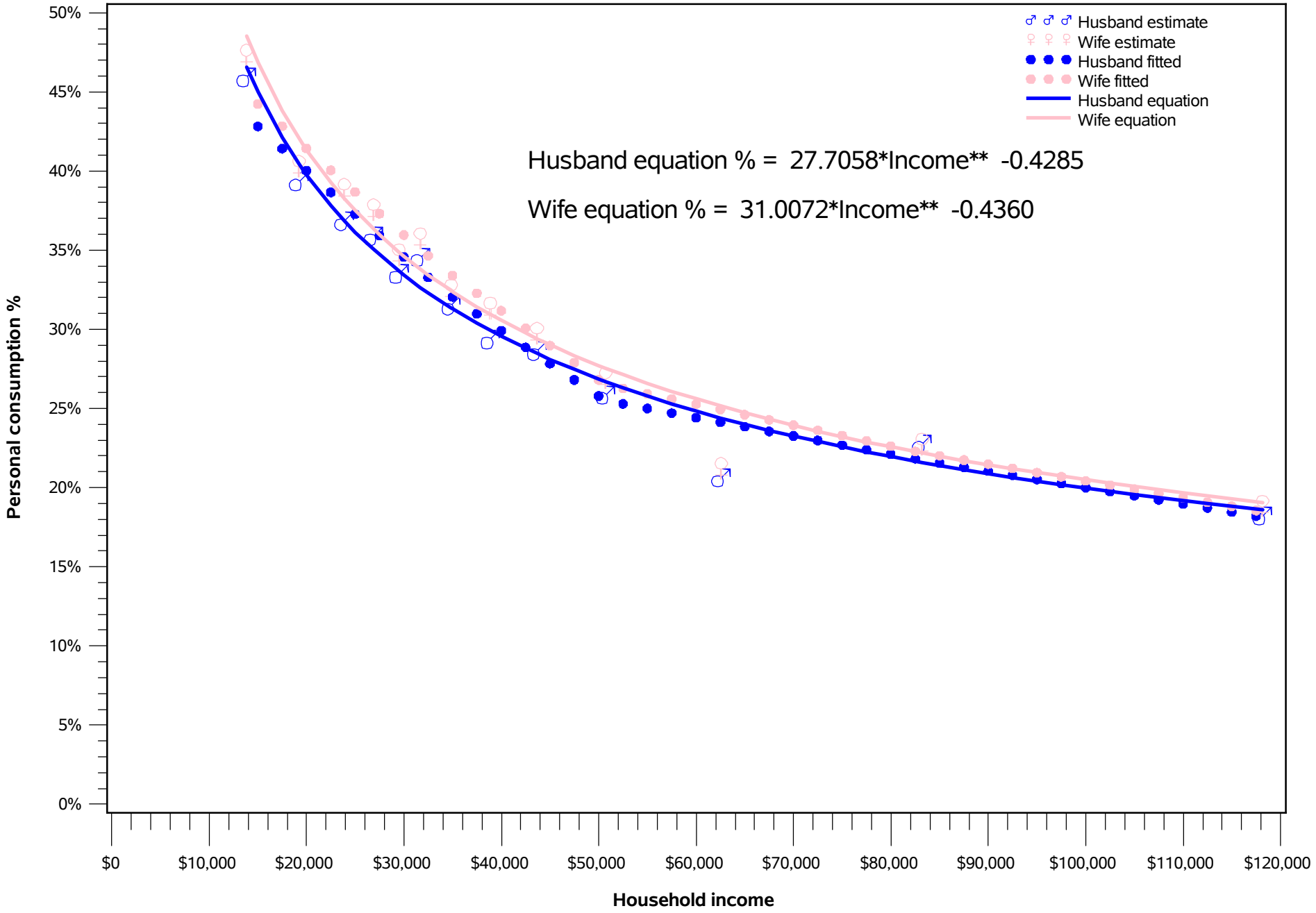

Figure 6. Wage earning single parent under age 65 with one child age 6-15

Personal consumption of parent as a percent of household income, (2013-15$)

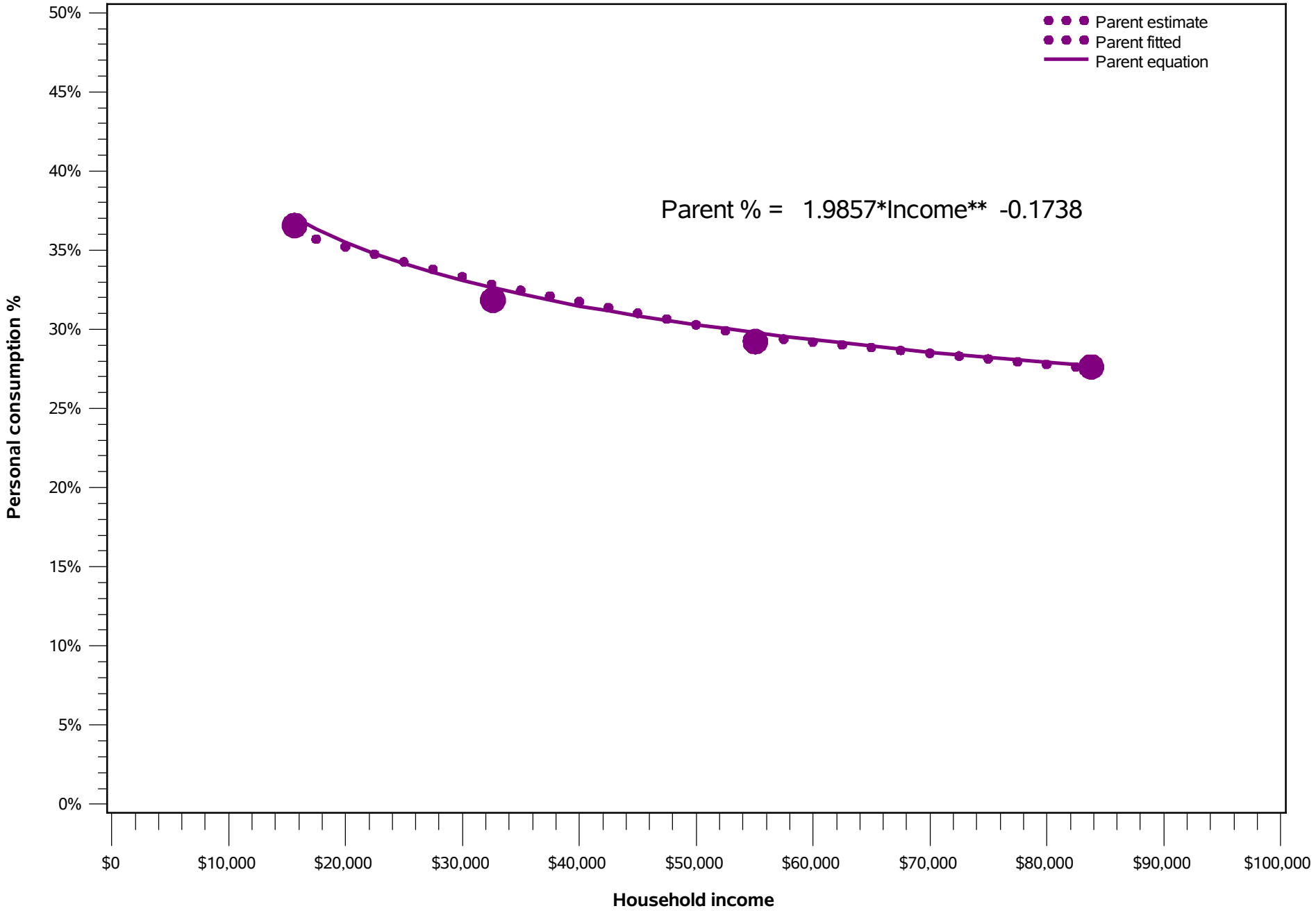

Figure 7. Single wage earners (under age 65)

Personal consumption as a percent of household income, (2013-15$)

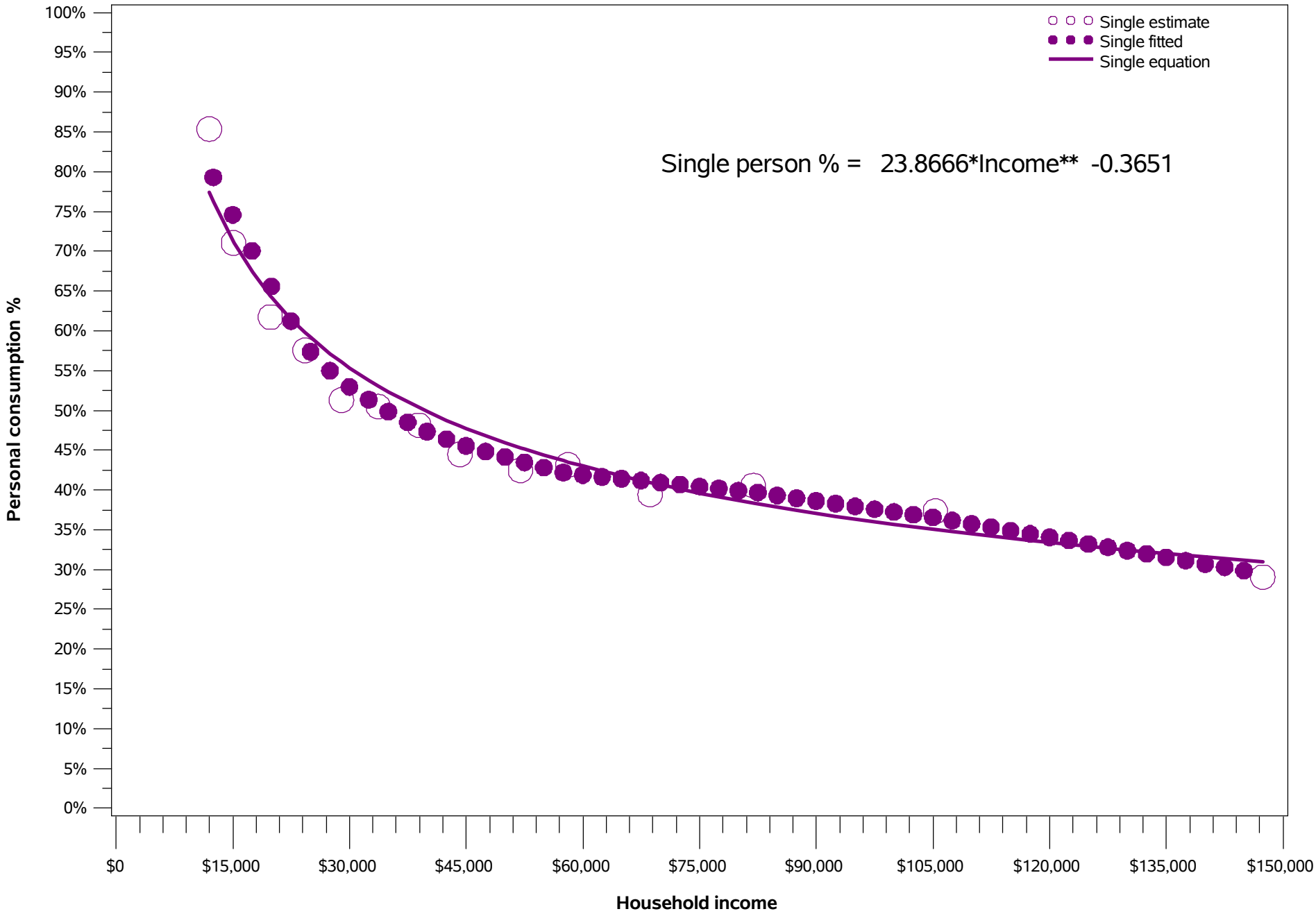

Table 1. Consumption expenditures (2013-15$) in wage-earning husband and wife (under age 65) only households

Mean household income in range	# of households studied	Husband only consumption	Wife only consumption	Husband and wife equal consumption	Family equal consumption	Food equal consumption	Utilties (25% consumption)	Vehicle operation cost (divided by three for consumption)	Vehicle ownership cost (divided by number of vehicles for consumption when more than two vehicles, or leaving one vehicle for survivors)	Number of vehicles
$16,724	256	$107	$479	$2,312	$2,373	$4,949	$1,616	$1,850	$927	1.71
$27,944	791	$299	$581	$2,472	$3,474	$5,407	$1,773	$2,117	$2,048	1.81
$39,783	725	$460	$694	$2,683	$4,721	$6,396	$1,802	$2,470	$2,099	1.96
$50,935	737	$468	$985	$3,034	$5,404	$6,777	$2,012	$2,731	$4,604	2.29
$59,361	642	$643	$1,374	$3,827	$6,315	$7,302	$2,099	$2,949	$5,851	2.38
$67,874	662	$324	$1,253	$2,679	$5,831	$6,716	$2,091	$2,670	$5,608	2.56
$77,241	723	$457	$768	$3,428	$6,850	$8,152	$2,074	$2,656	$5,371	2.36
$86,530	658	$572	$1,112	$4,567	$7,231	$7,964	$2,201	$3,090	$5,214	2.71
$96,254	711	$692	$1,585	$3,972	$6,991	$8,932	$2,342	$2,994	$6,847	2.76
$106,612	685	$744	$1,391	$4,162	$6,958	$8,427	$2,327	$3,226	$8,236	2.64
$121,608	715	$771	$1,376	$3,736	$7,421	$9,194	$2,517	$3,268	$9,001	2.87
$141,041	697	$1,007	$1,752	$5,534	$8,708	$10,072	$2,741	$3,545	$8,399	2.62
$166,189	688	$1,308	$2,025	$5,221	$9,252	$11,116	$2,728	$3,282	$11,293	2.55
$233,769	776	$1,095	$1,949	$6,668	$11,112	$11,820	$2,935	$3,153	$9,609	2.73
$314,120	175	$1,678	$2,655	$9,137	$13,260	$16,665	$3,920	$3,495	$5,640	2.56
	9,641									

Mean household income in range	Husband consumption dollars	Husband consumption %	Wife consumption dollars	Wife consumption %
$16,724	$6,328	37.84%	$6,700	40.06%
$27,944	$8,043	28.78%	$8,325	29.79%
$39,783	$9,660	24.28%	$9,894	24.87%
$50,935	$11,501	22.58%	$12,019	23.60%
$59,361	$13,328	22.45%	$14,058	23.68%
$67,874	$11,543	17.01%	$12,472	18.38%
$77,241	$13,348	17.28%	$13,659	17.68%
$86,530	$13,955	16.13%	$14,494	16.75%
$96,254	$14,705	15.28%	$15,598	16.20%

Table 1. Consumption expenditures (2013-15$) in wage-earning husband and wife (under age 65) only households

Mean household income in range	Husband consumption dollars	Husband consumption %	Wife consumption dollars	Wife consumption %
$106,612	$15,288	14.34%	$15,935	14.95%
$121,608	$15,803	13.00%	$16,408	13.49%
$141,041	$18,241	12.93%	$18,986	13.46%
$166,189	$20,306	12.22%	$21,022	12.65%
$233,769	$21,204	9.07%	$22,058	9.44%
$314,120	$25,554	8.14%	$26,531	8.45%

Table 2. Consumption expenditures (2013-15$) in wage-earning husband and wife (under age 65) with one child age 6-15 families

Mean household income in range	# of households studied	Husband only consumption	Wife only consumption	Husband and wife equal consumption	Family equal consumption	Food equal consumption	Utilties (25% consumption)	Vehicle operation cost (divided by three for consumption)	Vehicle ownership cost (divided by number of vehicles for consumption when more than two vehicles, or leaving one vehicle for survivors)	Number of vehicles
$22,454	65	$168	$923	$1,912	$3,381	$5,714	$1,552	$2,145	$1,705	1.62
$32,012	147	$548	$617	$2,170	$3,314	$6,846	$2,254	$2,841	$1,417	1.92
$45,565	184	$222	$428	$2,371	$4,484	$6,576	$2,193	$2,948	$3,568	1.96
$56,861	176	$402	$526	$3,121	$5,278	$8,510	$2,214	$3,089	$4,090	2.25
$68,541	165	$235	$849	$2,970	$7,528	$7,332	$2,320	$3,541	$3,532	2.58
$80,406	201	$408	$1,042	$3,166	$6,777	$7,473	$2,516	$3,034	$7,194	2.29
$92,526	169	$596	$1,264	$4,059	$8,595	$9,802	$2,679	$3,405	$8,497	2.69
$107,757	162	$810	$752	$3,463	$8,126	$10,986	$2,454	$3,301	$10,468	2.47
$126,970	147	$370	$834	$4,796	$10,441	$11,082	$2,665	$3,851	$16,168	2.56
$147,752	174	$777	$715	$4,372	$10,117	$10,122	$2,893	$3,448	$8,486	2.80
$212,054	180	$420	$1,243	$5,816	$12,661	$12,715	$3,081	$3,585	$12,998	2.38
$302,982	72	$1,247	$2,807	$6,833	$18,309	$12,478	$3,341	$3,994	$11,511	2.39
	1,842									

Mean household income in range	Husband consumption dollars	Husband consumption %	Wife consumption dollars	Wife consumption %
$22,454	$5,656	25.19%	$6,411	28.55%
$32,012	$6,861	21.43%	$6,930	21.65%
$45,565	$8,020	17.60%	$8,225	18.05%
$56,861	$9,594	16.87%	$9,718	17.09%
$68,541	$9,392	13.70%	$10,006	14.60%
$80,406	$11,140	13.85%	$11,773	14.64%
$92,526	$13,308	14.38%	$13,976	15.11%
$107,757	$14,459	13.42%	$14,402	13.37%
$126,970	$17,759	13.99%	$18,223	14.35%
$147,752	$14,184	9.60%	$14,121	9.56%

Table 2. Consumption expenditures (2013-15$) in wage-earning husband and wife (under age 65) with one child age 6-15 families

Mean household income in range	Husband consumption dollars	Husband consumption %	Wife consumption dollars	Wife consumption %
$212,054	$18,752	8.84%	$19,576	9.23%
$302,982	$21,406	7.07%	$22,966	7.58%

Table 3. Consumption expenditures (2013-15$) in wage-earning husband and wife (under age 65) with two children ages 6-15 families

Mean household income in range	# of households studied	Husband only consumption	Wife only consumption	Husband and wife equal consumption	Family equal consumption	Food equal consumption	Utilties (25% consumption)	Vehicle operation cost (divided by three for consumption)	Vehicle ownership cost (divided by number of vehicles for consumption when more than two vehicles, or leaving one vehicle for survivors)	Number of vehicles
$21,784	140	$183	$695	$2,214	$2,214	$7,496	$1,969	$2,331	$1,675	1.80
$30,689	315	$273	$426	$2,370	$2,780	$7,304	$2,210	$2,552	$1,981	1.59
$41,862	319	$450	$705	$2,476	$4,084	$7,523	$2,556	$3,048	$3,235	1.99
$53,727	347	$339	$885	$2,569	$5,999	$8,693	$2,499	$3,343	$4,871	2.08
$67,034	289	$493	$589	$3,389	$6,771	$8,636	$2,633	$3,484	$5,834	2.41
$78,350	309	$378	$618	$2,799	$8,012	$8,944	$2,479	$3,531	$6,705	2.32
$91,332	326	$432	$952	$3,541	$8,343	$10,582	$2,673	$3,316	$8,425	2.20
$101,813	329	$650	$1,153	$3,356	$9,143	$10,317	$2,758	$3,369	$7,141	2.29
$114,967	314	$457	$1,133	$3,514	$10,673	$11,722	$2,833	$3,796	$9,988	2.43
$133,580	352	$606	$1,768	$6,722	$11,837	$13,809	$3,261	$3,993	$12,229	2.81
$157,560	348	$723	$1,626	$4,054	$12,321	$13,523	$3,393	$4,287	$10,355	2.32
$221,462	361	$1,065	$1,799	$5,075	$15,964	$17,602	$3,588	$3,482	$9,670	2.26
$310,465	154	$1,292	$2,402	$7,737	$16,911	$17,075	$4,002	$3,607	$11,777	2.49
	3,903									

Mean household income in range	Husband consumption dollars	Husband consumption %	Wife consumption dollars	Wife consumption %
$21,784	$5,339	24.51%	$5,851	26.86%
$30,689	$5,686	18.53%	$5,839	19.03%
$41,862	$7,347	17.55%	$7,603	18.16%
$53,727	$8,846	16.47%	$9,392	17.48%
$67,034	$9,726	14.51%	$9,821	14.65%
$78,350	$10,162	12.97%	$10,403	13.28%
$91,332	$11,984	13.12%	$12,505	13.69%
$101,813	$11,566	11.36%	$12,069	11.85%
$114,967	$13,297	11.57%	$13,974	12.15%
$133,580	$16,217	12.14%	$17,378	13.01%
$157,560	$15,263	9.69%	$16,166	10.26%

Table 3. Consumption expenditures (2013-15$) in wage-earning husband and wife (under age 65) with two children ages 6-15 families

Mean household income in range	Husband consumption dollars	Husband consumption %	Wife consumption dollars	Wife consumption %
$221,462	$17,675	7.98%	$18,409	8.31%
$310,465	$19,892	6.41%	$21,001	6.76%

Table 4. Consumption expenditures (2013-15$) in wage-earning husband and wife (under age 65) with three children ages 6-15 families

Mean household income in range	# of households studied	Husband only consumption	Wife only consumption	Husband and wife equal consumption	Family equal consumption	Food equal consumption	Utilties (25% consumption)	Vehicle operation cost (divided by three for consumption)	Vehicle ownership cost (divided by number of vehicles for consumption when more than two vehicles, or leaving one vehicle for survivors)	Number of vehicles
$21,475	76	$156	$456	$2,181	$1,828	$6,754	$2,074	$2,045	$1,880	1.36
$29,637	258	$294	$514	$1,910	$2,698	$7,148	$2,000	$2,565	$2,871	1.82
$42,051	232	$540	$1,005	$2,601	$3,858	$7,960	$2,230	$2,867	$2,989	2.19
$56,480	243	$199	$352	$2,954	$6,167	$8,644	$2,597	$3,437	$5,323	2.37
$71,458	281	$552	$707	$3,230	$6,230	$9,057	$2,585	$4,140	$5,151	2.65
$91,394	260	$474	$730	$3,955	$7,423	$11,629	$3,005	$4,194	$6,018	2.38
$110,149	183	$564	$1,253	$3,227	$10,100	$11,628	$2,995	$4,304	$6,974	2.45
$135,844	228	$672	$1,354	$3,276	$11,749	$12,578	$3,506	$3,652	$8,508	2.35
$196,060	241	$953	$1,396	$6,215	$14,962	$13,354	$4,119	$3,882	$12,394	2.23
$285,136	68	$1,078	$3,579	$4,625	$17,381	$21,196	$4,012	$3,909	$9,610	2.13
	2,070									

Mean household income in range	Husband consumption dollars	Husband consumption %	Wife consumption dollars	Wife consumption %
$21,475	$4,180	19.47%	$4,481	20.86%
$29,637	$5,350	18.05%	$5,570	18.79%
$42,051	$6,508	15.48%	$6,973	16.58%
$56,480	$8,005	14.17%	$8,158	14.44%
$71,458	$8,459	11.84%	$8,613	12.05%
$91,394	$10,138	11.09%	$10,394	11.37%
$110,149	$10,750	9.76%	$11,439	10.39%
$135,844	$12,055	8.87%	$12,737	9.38%
$196,060	$16,667	8.50%	$17,110	8.73%
$285,136	$16,990	5.96%	$19,491	6.84%

Table 5. Consumption expenditures (2013-15$) in retired husband and wife (over age 64) only families

Mean household income in range	# of households studied	Husband only consumption	Wife only consumption	Husband and wife equal consumption	Family equal consumption	Food equal consumption	Utilties (25% consumption)	Vehicle operation cost (divided by three for consumption)	Vehicle ownership cost (divided by number of vehicles for consumption when more than two vehicles, or leaving one vehicle for survivors)	Number of vehicles
$13,828	124	$188	$380	$3,033	$2,922	$4,296	$1,678	$1,112	$618	1.65
$19,215	382	$185	$371	$3,442	$3,029	$5,106	$2,230	$1,211	$1,583	1.65
$23,872	350	$148	$625	$4,573	$3,902	$5,594	$1,972	$1,504	$1,436	1.75
$26,883	317	$242	$691	$4,906	$4,219	$5,621	$2,170	$1,350	$2,197	2.12
$29,481	335	$187	$540	$4,782	$4,368	$5,741	$2,441	$1,777	$2,119	2.03
$31,685	305	$126	$499	$5,336	$4,606	$6,554	$2,417	$1,717	$2,799	2.00
$34,840	339	$186	$528	$5,498	$4,966	$6,998	$2,375	$1,966	$1,727	2.14
$38,854	371	$215	$987	$5,520	$5,305	$6,779	$2,341	$1,911	$2,616	2.25
$43,657	290	$392	$877	$6,467	$5,955	$6,171	$2,446	$1,940	$3,695	2.38
$50,705	316	$386	$925	$7,033	$6,146	$8,334	$2,554	$1,896	$1,572	2.27
$62,554	315	$168	$533	$6,087	$6,357	$8,239	$2,653	$1,963	$2,402	2.24
$83,182	317	$1,068	$1,040	$7,069	$8,105	$9,113	$2,869	$2,303	$9,812	2.31
$118,143	192	$600	$1,320	$7,548	$9,113	$9,701	$2,785	$2,251	$14,475	2.30
	3,953									

Mean household income in range	Husband consumption dollars	Husband consumption %	Wife consumption dollars	Wife consumption %
$13,828	$6,348	45.91%	$6,541	47.30%
$19,215	$7,556	39.32%	$7,742	40.29%
$23,872	$8,792	36.83%	$9,270	38.83%
$26,883	$9,646	35.88%	$10,094	37.55%
$29,481	$9,877	33.50%	$10,230	34.70%
$31,685	$10,947	34.55%	$11,320	35.73%
$34,840	$10,973	31.50%	$11,316	32.48%
$38,854	$11,401	29.34%	$12,172	31.33%
$43,657	$12,501	28.64%	$12,986	29.75%
$50,705	$13,106	25.85%	$13,645	26.91%
$62,554	$12,897	20.62%	$13,262	21.20%

Table 5. Consumption expenditures (2013-15$) in retired husband and wife (over age 64) only families

Mean household income in range	Husband consumption dollars	Husband consumption %	Wife consumption dollars	Wife consumption %
$83,182	$18,937	22.77%	$18,909	22.73%
$118,143	$21,525	18.22%	$22,245	18.83%

Table 6. Consumption expenditures (2013-15$) in wage-earning single parent (under age 65) with one child age 6-15 families

Mean household income in range	# of households studied	Male and female parent only consumption	Gender neutral parent consumption	Family equal consumption	Food equal consumption	Utilties (25% consumption)	Vehicle operation cost (divided by three for consumption)	Vehicle ownership cost (divided by number of vehicles for consumption when more than two vehicles, or leaving one vehicle for survivors)	Number of vehicles	Payroll deductions for retirement and Social Security
$15,645	174	$328	$1,245	$1,449	$3,338	$1,462	$1,372	$830	0.99	$929
$32,618	325	$456	$2,160	$2,928	$4,770	$1,533	$2,014	$2,114	1.13	$2,598
$55,075	183	$280	$3,256	$4,472	$6,471	$2,183	$2,126	$2,830	1.26	$5,232
$83,835	152	$1,433	$2,917	$8,113	$7,782	$2,338	$1,961	$4,936	1.45	$7,946
	834									

Mean household income in range	Parent consumption dollars	Parent consumption %
$15,645	$5,722	36.57%
$32,618	$10,390	31.85%
$55,075	$16,106	29.24%
$83,835	$23,164	27.63%

Table 7. Consumption expenditures and ability to provide financial support (2011-13$) by wage earning single person (under age 65) households

Mean household income	# of households studied	Single person only consumption	Utilties (50% consumption)	Payroll deductions for retirement and Social Security	Vehicle ownership cost	Number of vehicles
$11,984	250	$8,713	$1,116	$963	$795	0.78
$15,118	991	$9,161	$958	$1,106	$826	0.82
$19,824	843	$10,239	$999	$1,505	$1,194	0.89
$24,308	997	$11,534	$1,101	$1,913	$1,780	0.97
$28,973	856	$11,670	$1,218	$2,314	$2,005	1.16
$33,714	968	$13,142	$1,284	$3,017	$1,932	1.13
$38,893	1,092	$14,019	$1,246	$3,660	$2,283	1.23
$44,218	828	$14,620	$1,392	$3,932	$2,388	1.22
$52,011	1,311	$15,778	$1,437	$4,747	$3,408	1.34
$58,089	612	$17,703	$1,531	$5,491	$4,035	1.39
$68,664	1,227	$18,171	$1,609	$6,863	$4,012	1.45
$81,934	774	$22,682	$1,633	$8,290	$4,507	1.48
$105,346	904	$25,753	$1,832	$11,033	$5,168	1.49
$147,396	283	$29,424	$1,697	$11,864	$4,641	1.18
	11,936					

Mean household income	Ability to provide financial support	Ability to provide financial support %	Single person consumption	Single person consumption %
$11,984	$1,750	14.60%	$10,234	85.40%
$15,118	$4,372	28.92%	$10,746	71.08%
$19,824	$7,581	38.24%	$12,243	61.76%
$24,308	$10,310	42.41%	$13,998	57.59%
$28,973	$14,105	48.68%	$14,868	51.32%
$33,714	$16,687	49.50%	$17,026	50.50%
$38,893	$20,169	51.86%	$18,724	48.14%
$44,218	$24,538	55.49%	$19,680	44.51%
$52,011	$29,909	57.50%	$22,103	42.50%
$58,089	$32,988	56.79%	$25,101	43.21%
$68,664	$41,588	60.57%	$27,075	39.43%
$81,934	$48,684	59.42%	$33,250	40.58%

Table 7. Consumption expenditures and ability to provide financial support (2011-13$) by wage earning single person (under age 65) households

Mean household income	Ability to provide financial support	Ability to provide financial support %	Single person consumption	Single person consumption %
$105,346	$65,941	62.59%	$39,405	37.41%
$147,396	$104,568	70.94%	$42,828	29.06%

Table A-1(D). In-sample 2013-15 CEX Diary expenditures by husband/wife earner households

Personal consumption grouping=FAMILY

Obs	UCC code	Total # of weekly expenditures	Average # of weekly expenditures per household	Average annual expenditures per household	Name of expenditure	CEX expenditure grouping
1	420110	.	.	.	Material for making clothes	Apparel - Other
2	420115	167	0.05	$41.77	Material and supplies for sewing, needlework, quilting (includes household items) (new UCC Q20131) quilting (includes household items) (new UCC	Apparel - Other
3	420120	.	.	.	Sewing patterns and notions	Apparel - Other
4	620121	172	0.05	$103.51	Fees for participant sports	Entertainment - Fees and admisssions
5	550210	851	0.25	$126.29	Nonprescription drugs	Health care
6	550310	453	0.13	$53.35	Topicals and dressings	Health care
7	550410	259	0.08	$73.35	Nonprescription vitamins	Health care
8	570902	.	.	.	Repair of medical equipment	Health care
9	280110	127	0.04	$23.90	Bathroom linens	Household furnishings
10	320904	111	0.03	$22.05	Closet and storage items	Household furnishings
11	430130	41	0.01	$24.66	Luggage	Household furnishings
12	330110	782	0.23	$93.13	Soaps and detergents	Household supplies
13	330210	934	0.28	$83.53	Other laundry cleaning products	Household supplies
14	330310	1,243	0.37	$132.49	Cleansing and toilet tissue, paper towels and napkins napkins	Household supplies
15	330410	867	0.26	$87.19	Stationery, stationery supplies, giftwrap	Household supplies
16	680903	60	0.02	$37.51	Miscellaneous personal services	Miscellaneous
17	640110	649	0.19	$97.72	Hair care products	Personal care products
18	640120	128	0.04	$17.30	Nonelectric articles for the hair	Personal care products
19	640210	539	0.16	$51.62	Oral hygiene products, articles	Personal care products
20	640420	40	0.01	$22.85	Electric personal care appliances	Personal care products
21	650900	.	.	.	Repair of personal care appliances	Personal care products
Personal consumption grouping		**7,423**	**2.21**	**$1,092.22**		

Table A-1(D). In-sample 2013-15 CEX Diary expenditures by husband/wife earner households

Personal consumption grouping=FOOD

Obs	UCC code	Total # of weekly expenditures	Average # of weekly expenditures per household	Average annual expenditures per household	Name of expenditure	CEX expenditure grouping
22	010110	140	0.04	$8.52	Flour	Food
23	010120	300	0.09	$13.30	Prepared flour mixes	Food
24	010210	1,448	0.43	$95.48	Ready-to-eat and cooked cereals	Food
25	010310	368	0.11	$23.99	Rice	Food
26	010320	912	0.27	$44.20	Pasta, cornmeal and other cereal products	Food
27	020110	1,413	0.42	$45.85	White bread	Food
28	020210	1,926	0.57	$67.36	Bread, other than white	Food
29	020310	1,163	0.35	$54.26	Biscuits and rolls	Food
30	020410	398	0.12	$35.87	Cakes and cupcakes	Food
31	020510	801	0.24	$46.55	Cookies	Food
32	020610	795	0.24	$42.70	Crackers	Food
33	020620	166	0.05	$7.60	Bread and cracker products	Food
34	020710	384	0.11	$23.32	Sweetrolls, coffee cakes, doughnuts	Food
35	020810	435	0.13	$26.44	Frozen and refrigerated bakery products	Food
36	020820	215	0.06	$14.80	Pies, tarts, turnovers	Food
37	030110	842	0.25	$109.43	Ground beef	Food
38	030210	63	0.02	$15.72	Chuck roast	Food
39	030310	37	0.01	$5.08	Round roast	Food
40	030410	119	0.04	$25.13	Other roast	Food
41	030510	216	0.06	$20.88	Round steak	Food
42	030610	254	0.08	$34.86	Sirloin steak	Food
43	030710	345	0.10	$53.41	Other steak	Food
44	030810	149	0.04	$25.02	Other beef	Food
45	040110	470	0.14	$44.17	Bacon	Food
46	040210	245	0.07	$28.82	Pork chops	Food
47	040310	287	0.09	$35.68	Ham, not canned	Food
48	040410	315	0.09	$44.59	Other pork	Food
49	040510	487	0.14	$43.68	Sausage	Food
50	040610	14	0.00	$1.27	Canned ham	Food
51	050110	327	0.10	$22.22	Frankfurters	Food
52	050210	469	0.14	$29.67	Bologna, liverwurst, salami	Food
53	050310	1,032	0.31	$74.17	Other lunchmeats	Food
54	050410	42	0.01	$6.29	Lamb and organ meats	Food
55	050900	13	0.00	$2.92	Mutton, goat and game	Food
56	060110	537	0.16	$43.27	Fresh and frozen whole chicken	Food
57	060210	1,059	0.32	$101.96	Fresh and frozen chicken parts	Food
58	060310	373	0.11	$38.72	Other poultry	Food
59	070110	299	0.09	$21.06	Canned fish and seafood	Food
60	070230	485	0.14	$86.17	Fresh fish and shellfish	Food
61	070240	350	0.10	$50.91	Frozen fish and shellfish	Food
62	080110	1,309	0.39	$66.46	Eggs	Food
63	090110	2,330	0.69	$123.56	Fresh milk, all types	Food
64	090210	603	0.18	$26.53	Cream	Food

Table A-1(D). In-sample 2013-15 CEX Diary expenditures by husband/wife earner households

Personal consumption grouping=FOOD

Obs	UCC code	Total # of weekly expenditures	Average # of weekly expenditures per household	Average annual expenditures per household	Name of expenditure	CEX expenditure grouping
65	100110	478	0.14	$29.15	Butter	Food
66	100210	2,472	0.74	$166.42	Cheese	Food
67	100410	853	0.25	$61.35	Ice cream and related products	Food
68	100510	1,194	0.36	$73.58	Miscellaneous dairy products	Food
69	110110	787	0.23	$50.10	Apples	Food
70	110210	1,551	0.46	$48.45	Bananas	Food
71	110310	449	0.13	$29.29	Oranges	Food
72	110410	2,959	0.88	$150.85	Other fresh fruits	Food
73	110510	1,398	0.42	$52.36	Citrus fruits, excluding oranges	Food
74	120110	883	0.26	$46.13	Potatoes	Food
75	120210	874	0.26	$39.33	Lettuce	Food
76	120310	1,034	0.31	$49.96	Tomatoes	Food
77	120410	5,150	1.53	$182.00	Other fresh vegetables	Food
78	130110	33	0.01	$1.45	Frozen orange juice	Food
79	130121	114	0.03	$11.51	Frozen fruits	Food
80	130122	34	0.01	$1.49	Frozen fruit juices	Food
81	130211	249	0.07	$16.37	Fresh fruit juice	Food
82	130212	980	0.29	$54.03	Canned and bottled fruit juice	Food
83	130310	362	0.11	$18.68	Canned fruits	Food
84	130320	150	0.04	$8.82	Dried fruit	Food
85	140110	859	0.26	$45.59	Frozen vegetables	Food
86	140210	631	0.19	$25.19	Canned beans	Food
87	140220	246	0.07	$11.16	Canned corn	Food
88	140230	667	0.20	$27.58	Canned miscellaneous vegetables	Food
89	140310	8	0.00	$0.62	Dried processed vegetables	Food
90	140320	13	0.00	$0.88	Dried peas	Food
91	140330	90	0.03	$4.51	Dried beans	Food
92	140340	223	0.07	$12.55	Dried miscellaneous vegetables	Food
93	140410	16	0.00	$0.65	Frozen vegetable juices	Food
94	140420	364	0.11	$18.57	Fresh and canned vegetable juices	Food
95	150110	1,777	0.53	$107.19	Candy and chewing gum	Food
96	150211	321	0.10	$17.05	Sugar	Food
97	150212	73	0.02	$5.99	Artificial sweeteners	Food
98	150310	474	0.14	$28.88	Jams, preserves, other sweets	Food
99	160110	128	0.04	$7.27	Margarine	Food
100	160211	408	0.12	$37.98	Fats and oils	Food
101	160212	582	0.17	$33.52	Salad dressings	Food
102	160310	413	0.12	$23.11	Nondairy cream and imitation milk	Food
103	160320	312	0.09	$23.55	Peanut butter	Food
104	170110	1,369	0.41	$74.37	Cola	Food
105	170210	1,456	0.43	$76.81	Other carbonated drinks	Food
106	170510	305	0.09	$19.42	Noncarbonated fruit flavored drinks, including non-frozen lemonade non-frozen lemonade	Food

Table A-1(D). In-sample 2013-15 CEX Diary expenditures by husband/wife earner households

Personal consumption grouping=FOOD

Obs	UCC code	Total # of weekly expenditures	Average # of weekly expenditures per household	Average annual expenditures per household	Name of expenditure	CEX expenditure grouping
107	170531	252	0.08	$18.20	Other noncarbonated beverages and ice	Food
108	170532	944	0.28	$65.73	Bottled water	Food
109	170533	234	0.07	$15.97	Sports drinks	Food
110	180110	1,073	0.32	$56.48	Canned and packaged soups	Food
111	180210	651	0.19	$66.22	Frozen meals	Food
112	180220	879	0.26	$76.66	Other frozen prepared foods	Food
113	180310	2,467	0.73	$142.23	Potato chips and other snacks	Food
114	180320	734	0.22	$71.17	Nuts	Food
115	180410	1,247	0.37	$51.43	Salt, spices, other seasonings	Food
116	180420	353	0.11	$18.57	Olives, pickles, relishes	Food
117	180510	1,682	0.50	$76.46	Sauces and gravies	Food
118	180520	542	0.16	$31.31	Baking needs and miscellaneous products	Food
119	180611	810	0.24	$50.28	Prepared salads	Food
120	180612	275	0.08	$14.52	Prepared desserts	Food
121	180710	2,257	0.67	$187.11	Miscellaneous prepared foods	Food
122	180720	.	.	.	Vitamin supplements	Food
123	190111	4,435	1.32	$514.08	Lunch at fast food, take-out, delivery, concession stands, buffet and cafeteria (other than employer and school cafeteria)	Food
124	190112	1,738	0.52	$501.19	Lunch at full service restaurants	Food
125	190113	173	0.05	$9.89	Lunch at vending machines and mobile vendors	Food
126	190114	763	0.23	$62.87	Lunch at employer and school cafeterias	Food
127	190211	2,401	0.71	$492.72	Dinner at fast food, take-out, delivery, concession stands, buffet and cafeteria (other than employer and school cafeteria)	Food
128	190212	2,617	0.78	$1,304.37	Dinner at full service restaurants	Food
129	190213	62	0.02	$6.25	Dinner at vending machines and mobile vendors	Food
130	190214	44	0.01	$5.41	Dinner at employer and school cafeterias	Food
131	190311	2,829	0.84	$176.47	Snacks and nonalcoholic beverages at fast food, take-out, delivery, concession stands, buffet and cafeteria (other than employer and school cafeteria)	Food
132	190312	573	0.17	$62.30	Snacks and nonalcoholic beverages at full service restaurants	Food
133	190313	621	0.18	$20.53	Snacks and nonalcoholic beverages at vending machines and mobile vendors	Food
134	190314	236	0.07	$9.57	Snacks and nonalcoholic beverages at employer and school cafeterias	Food
135	190321	3,022	0.90	$203.27	Breakfast and brunch at fast food, take-out, delivery, concession stands, buffet and cafeteria (other than employer and school cafeteria)	Food
136	190322	726	0.22	$158.61	Breakfast and brunch at full service restaurants	Food
137	190323	103	0.03	$6.49	Breakfast and brunch at vending machines and mobile vendors	Food
138	190324	351	0.10	$14.70	Breakfast and brunch at employer and school cafeterias	Food
Personal consumption grouping		**91,768**	**27.31**	**$7,916.72**		

Table A-1(D). In-sample 2013-15 CEX Diary expenditures by husband/wife earner households

Personal consumption grouping=HUSBAND

Obs	UCC code	Total # of weekly expenditures	Average # of weekly expenditures per household	Average annual expenditures per household	Name of expenditure	CEX expenditure grouping
139	360210	25	0.01	$32.62	Men's coats and jackets	Apparel - Clothing
140	360311	155	0.05	$40.66	Men's underwear	Apparel - Clothing
141	360312	108	0.03	$21.63	Men's hosiery	Apparel - Clothing
142	360330	132	0.04	$47.68	Men's accessories	Apparel - Clothing
143	360340	.	.	.	Men's sweaters and vests	Apparel - Clothing
144	360350	64	0.02	$35.41	Men's active sportswear	Apparel - Clothing
145	360410	.	.	.	Men's shirts	Apparel - Clothing
146	360420	242	0.07	$141.29	Men's shirts, sweaters, and vests (new UCC Q20131)	Apparel - Clothing
147	360513	192	0.06	$103.68	Men's pants and shorts	Apparel - Clothing
148	400110	130	0.04	$158.78	Men's footwear	Footware
149	640220	217	0.06	$36.82	Shaving needs	Personal care products
Personal consumption grouping		**1,265**	**0.38**	**$618.57**		

Personal consumption grouping=HW

Obs	UCC code	Total # of weekly expenditures	Average # of weekly expenditures per household	Average annual expenditures per household	Name of expenditure	CEX expenditure grouping
150	200111	780	0.23	$178.05	Beer and ale	Alcohol
151	200210	44	0.01	$21.39	Whiskey	Alcohol
152	200310	603	0.18	$219.18	Wine	Alcohol
153	200410	123	0.04	$39.92	Other alcoholic beverages	Alcohol
154	200511	139	0.04	$18.48	Beer and ale at fast food, take-out, delivery, concession stands, buffet and cafeteria	Alcohol
155	200512	682	0.20	$115.87	Beer and ale at full service restaurants	Alcohol
156	200513	9	0.00	$2.24	Beer and ale at vending machines and mobile vendors	Alcohol
157	200514	1	0.00	$1.54	Beer at employer	Alcohol
158	200515	.	.	.	Beer at board	Alcohol
159	200516	.	.	.	Beer and ale at catered affairs	Alcohol
160	200521	28	0.01	$4.52	Wine at fast food, take-out, delivery, concession stands, buffet and cafeteria	Alcohol
161	200522	317	0.09	$89.82	Wine at full service restaurants	Alcohol
162	200523	1	0.00	$0.12	Wine at vending machines and mobile vendors	Alcohol
163	200524	.	.	.	Wine at employer	Alcohol
164	200525	.	.	.	Wine at board	Alcohol
165	200526	.	.	.	Wine at catered affairs	Alcohol
166	200531	34	0.01	$3.78	Other alcoholic beverages at fast food, take-out, delivery, concession stands, buffet and cafeteria	Alcohol
167	200532	408	0.12	$92.98	Other alcoholic beverages at full service restaurants	Alcohol
168	200533	4	0.00	$1.64	Other alcoholic beverages at vending machines and mobile vendors	Alcohol
169	200534	4	0.00	$0.18	Other alcohol at employer	Alcohol
170	200535	.	.	.	Other alcohol at board	Alcohol
171	200536	.	.	.	Other alcoholic beverages at catered affairs	Alcohol
172	430110	16	0.00	$31.83	Watches	Apparel - Other
173	170310	823	0.24	$86.53	Roasted coffee	Food
174	170410	586	0.17	$40.69	Instant and freeze dried coffee	Food

Table A-1(D). In-sample 2013-15 CEX Diary expenditures by husband/wife earner households

Personal consumption grouping=HW

Obs	UCC code	Total # of weekly expenditures	Average # of weekly expenditures per household	Average annual expenditures per household	Name of expenditure	CEX expenditure grouping
175	170520	615	0.18	$43.36	Tea	Food
176	200112	4	0.00	$0.80	Nonalcoholic beer	Food
177	640430	.	.	.	Adult diapers (new UCC Q20111)	Health care
178	530412	66	0.02	$19.88	Taxi fares and limousine services	Private transportation - Variable
179	590110	105	0.03	$14.78	Newspapers (new UCC Q20151)	Reading
180	590210	44	0.01	$11.93	Magazines (new UCC Q20151)	Reading
181	590900	.	.	.	Newsletters	Reading
182	630220	35	0.01	$3.99	Smoking accessories	Smoking
183	630900	.	.	.	Marijuana	Smoking
Personal consumption grouping		**5,471**	**1.63**	**$1,043.50**		

Personal consumption grouping=NONE

Obs	UCC code	Total # of weekly expenditures	Average # of weekly expenditures per household	Average annual expenditures per household	Name of expenditure	CEX expenditure grouping
184	370120	.	.	.	Boys' sweaters (thru Q20124)	Apparel - Clothing
185	370125	3	0.00	$0.35	Boy's shirts and sweaters (new UCC Q20131)	Apparel - Clothing
186	370130	.	.	.	Boys' shirts	Apparel - Clothing
187	370211	.	.	.	Boys' underwear	Apparel - Clothing
188	370213	1	0.00	$0.20	Boys' hosiery	Apparel - Clothing
189	370220	.	.	.	Boys' accessories	Apparel - Clothing
190	370901	.	.	.	Boys' uniforms and active sportswear	Apparel - Clothing
191	390110	.	.	.	Girls' coats and jackets	Apparel - Clothing
192	390120	1	0.00	$0.26	Girls' dresses and suits	Apparel - Clothing
193	390210	4	0.00	$0.42	Girls' shirts, blouses, sweaters	Apparel - Clothing
194	390230	.	.	.	Girls' active sportswear	Apparel - Clothing
195	390310	.	.	.	Girls' underwear and sleepwear	Apparel - Clothing
196	390321	.	.	.	Girls' hosiery	Apparel - Clothing
197	390322	3	0.00	$0.40	Girls' accessories	Apparel - Clothing
198	410120	3	0.00	$0.28	Infant dresses, outerwear	Apparel - Clothing
199	410130	2	0.00	$0.37	Infant underwear	Apparel - Clothing
200	410140	1	0.00	$0.12	Infant nightwear, loungewear	Apparel - Clothing
201	410901	2	0.00	$0.09	Infant accessories	Apparel - Clothing
202	660000	356	0.11	$47.35	School supplies, etc. - unspecified	Education
203	310220	113	0.03	$33.31	Video cassettes, tapes, and discs	Entertainment - Equipment
204	310230	.	.	.	Video game hardware and software (thru Q20104)	Entertainment - Equipment
205	310231	.	.	.	Video game software (new UCC Q20111)	Entertainment - Equipment
206	310232	41	0.01	$40.64	Video game hardware and accessories (new UCC Q20111)	Entertainment - Equipment
207	310312	.	.	.	Phonographs	Entertainment - Equipment
208	310313	.	.	.	Tape recorders and players	Entertainment - Equipment
209	310315	1	0.00	$1.18	Digital media players and recorders	Entertainment - Equipment
210	310331	6	0.00	$2.59	Miscellaneous sound equipment	Entertainment - Equipment
211	310332	25	0.01	$13.43	Sound equipment accessories	Entertainment - Equipment

Table A-1(D). In-sample 2013-15 CEX Diary expenditures by husband/wife earner households

Personal consumption grouping=NONE

Obs	UCC code	Total # of weekly expenditures	Average # of weekly expenditures per household	Average annual expenditures per household	Name of expenditure	CEX expenditure grouping
212	310335	14	0.00	$4.24	Miscellaneous video equipment	Entertainment - Equipment
213	600210	85	0.03	$47.18	Athletic gear, game tables, and exercise equipment	Entertainment - Other
214	600410	8	0.00	$5.30	Camping equipment	Entertainment - Other
215	600420	86	0.03	$56.16	Hunting and fishing equipment	Entertainment - Other
216	600903	2	0.00	$8.77	Global positioning system devices	Entertainment - Other
217	610110	389	0.12	$91.17	Toys, games, arts and crafts, and tricycles	Entertainment - Other
218	610220	1	0.00	$0.61	Other photographic supplies	Entertainment - Other
219	610901	7	0.00	$2.98	Fireworks	Entertainment - Other
220	610902	5	0.00	$2.48	Souvenirs	Entertainment - Other
221	610903	6	0.00	$2.20	Visual goods	Entertainment - Other
222	620320	.	.	.	Photographer fees	Entertainment - Other
223	620912	220	0.07	$24.22	Rental of video cassettes, tapes, films, and discs	Entertainment - Other
224	620913	7	0.00	$1.90	Pinball, electronic video games	Entertainment - Other
225	690120	80	0.02	$51.55	Computer accessories	Entertainment - Other
226	610310	1,401	0.42	$309.49	Pet food	Entertainment - Pets
227	620420	83	0.02	$181.56	Vet services	Entertainment - Pets
228	180620	66	0.02	$9.27	Baby food	Food
229	400210	2	0.00	$1.00	Boys' footwear	Footware
230	400220	2	0.00	$0.35	Girls' footwear	Footware
231	280120	132	0.04	$67.94	Bedroom linens	Household furnishings
232	280130	.	.	.	Kitchen and dining room linens	Household furnishings
233	280140	75	0.02	$16.18	Kitchen, dining room, other linens (new UCC Q20131)	Household furnishings
234	280900	.	.	.	Other linens (thru Q20124)	Household furnishings
235	290430	.	.	.	Outdoor furniture	Household furnishings
236	300900	12	0.00	$13.75	Miscellaneous household appliances	Household furnishings
237	320130	37	0.01	$18.32	Infants' equipment	Household furnishings
238	320140	274	0.08	$32.30	Laundry and cleaning equipment	Household furnishings
239	320150	68	0.02	$42.71	Outdoor equipment	Household furnishings
240	320220	.	.	.	Lamps and lighting fixtures	Household furnishings
241	320221	76	0.02	$44.04	Lamps, lighting fixtures, ceiling fans (new UCC Q20131) Q20131)	Household furnishings
242	320232	94	0.03	$95.24	Telephones and accessories	Household furnishings
243	320233	505	0.15	$160.35	Clocks and other household decorative items	Household furnishings
244	320310	.	.	.	Plastic dinnerware (thru Q20124)	Household furnishings
245	320320	.	.	.	China and other dinnerware	Household furnishings
246	320340	.	.	.	Glassware	Household furnishings
247	320345	138	0.04	$25.96	Dinnerware, glassware, serving pieces (new UCC Q20131) Q20131)	Household furnishings
248	320350	.	.	.	Silver serving pieces	Household furnishings
249	320360	.	.	.	Other serving pieces (thru Q20124)	Household furnishings
250	320370	91	0.03	$18.75	Nonelectric cookware	Household furnishings
251	320380	187	0.06	$32.03	Tableware, nonelectric kitchenware	Household furnishings
252	320410	120	0.04	$98.00	Lawn and garden equipment	Household furnishings
253	320420	93	0.03	$58.25	Power tools	Household furnishings

Table A-1(D). In-sample 2013-15 CEX Diary expenditures by husband/wife earner households

Personal consumption grouping=NONE

Obs	UCC code	Total # of weekly expenditures	Average # of weekly expenditures per household	Average annual expenditures per household	Name of expenditure	CEX expenditure grouping
254	320430	41	0.01	$36.05	Other hardware	Household furnishings
255	320522	.	.	.	Portable heating and cooling equipment	Household furnishings
256	320902	124	0.04	$39.94	Hand tools	Household furnishings
257	320903	.	.	.	Indoor plants, fresh flowers	Household furnishings
258	320905	289	0.09	$74.69	Miscellaneous household equipment and parts	Household furnishings
259	340913	4	0.00	$2.88	Repair of miscellaneous household equipment and furnishings furnishings	Household operations
260	330510	1,617	0.48	$245.58	Miscellaneous household products	Household supplies
261	330610	475	0.14	$124.10	Lawn and garden supplies	Household supplies
262	340110	294	0.09	$80.04	Postage	Household supplies
263	340120	35	0.01	$8.38	Delivery services	Household supplies
264	340520	131	0.04	$35.07	Household laundry and dry cleaning, sent out (nonclothing) not coin-operated	Household supplies
265	340530	32	0.01	$5.94	Coin-operated household laundry and dry cleaning (nonclothing)	Household supplies
266	620925	10	0.00	$4.95	Miscellaneous fees	Miscellaneous
267	620926	275	0.08	$72.83	Lotteries and pari-mutuel losses	Miscellaneous
Personal consumption grouping		**8,255**	**2.46**	**$2,395.68**		

Personal consumption grouping=VEH_OWN

Obs	UCC code	Total # of weekly expenditures	Average # of weekly expenditures per household	Average annual expenditures per household	Name of expenditure	CEX expenditure grouping
268	500110	396	0.12	$1,365.35	Vehicle insurance	Private transportation - Fixed
269	480212	77	0.02	$20.03	Vehicle products and cleaning services	Private transportation - Variable
270	490000	268	0.08	$107.13	Misc. auto repair, servicing	Private transportation - Variable
271	490316	3	0.00	$3.51	Gas tank repair, replacement	Private transportation - Variable
Personal consumption grouping		**744**	**0.22**	**$1,496.02**		

Personal consumption grouping=WIFE

Obs	UCC code	Total # of weekly expenditures	Average # of weekly expenditures per household	Average annual expenditures per household	Name of expenditure	CEX expenditure grouping
272	380110	54	0.02	$54.23	Women's coats and jackets	Apparel - Clothing
273	380210	145	0.04	$98.10	Women's dresses	Apparel - Clothing
274	380312	.	.	.	Women's vests and sweaters	Apparel - Clothing
275	380313	.	.	.	Women's shirts, tops, blouses	Apparel - Clothing
276	380315	637	0.19	$217.86	Women's sweaters, shirts, tops, vests (new UCC Q20131) Q20131)	Apparel - Clothing
277	380320	55	0.02	$21.05	Women's skirts	Apparel - Clothing
278	380333	283	0.08	$121.63	Women's pants and shorts	Apparel - Clothing
279	380340	99	0.03	$36.83	Women's active sportswear	Apparel - Clothing
280	380410	77	0.02	$29.33	Women's sleepwear	Apparel - Clothing
281	380420	139	0.04	$47.57	Women's undergarments	Apparel - Clothing
282	380430	171	0.05	$29.04	Women's hosiery	Apparel - Clothing
283	380901	249	0.07	$110.84	Women's accessories	Apparel - Clothing

Table A-1(D). In-sample 2013-15 CEX Diary expenditures by husband/wife earner households

Personal consumption grouping=WIFE

Obs	UCC code	Total # of weekly expenditures	Average # of weekly expenditures per household	Average annual expenditures per household	Name of expenditure	CEX expenditure grouping
284	400310	293	0.09	$230.66	Women's footwear	Footware
285	640310	1,294	0.39	$217.33	Cosmetics, perfume, bath preparations	Personal care products
286	640410	422	0.13	$44.40	Deodorants, feminine hygiene, miscellaneous personal care care	Personal care products
Personal consumption grouping		**3,918**	**1.17**	**$1,258.88**		
		118,844	**35.37**	**$15,821.58**		

Table A-1(l). In-sample 2013-15 CEX Interview expenditures by husband/wife earner households

Personal consumption grouping=FAMILY

Obs	UCC code	Total # of quarterly expenditures	Average # of quarterly expenditures per household	Average annual expenditures per household	Name of expenditure	CEX expenditure grouping
1	440120	1,524	0.23	$22.86	Coin-operated apparel laundry and dry cleaning	Apparel - Other
2	310314	29	0.00	$2.48	Personal digital audio players	Entertainment - Equipment
3	310340	619	0.09	$11.34	CDs, records, audio tapes	Entertainment - Equipment
4	310350	478	0.07	$4.17	Streaming, downloading audio	Entertainment - Equipment
5	310400	255	0.04	$2.71	Applications, games, ringtones for handheld devices (new UCC Q20112) (new UCC Q20112)	Entertainment - Equipment
6	610900	786	0.12	$26.61	Recreation expenses, out-of-town trips	Entertainment - Fees and admisssions
7	620122	338	0.05	$28.74	Participant sports, out-of-town trips	Entertainment - Fees and admisssions
8	620211	.	.	.	Movie, theater, amusement parks, and other	Entertainment - Fees and admisssions
9	620212	759	0.11	$54.02	Movie, other admissions, out-of-town trips	Entertainment - Fees and admisssions
10	620213	626	0.09	$69.31	Play, theater, opera, concert (new UCC Q20132)	Entertainment - Fees and admisssions
11	620214	2,014	0.30	$59.15	Movies, parks, museums (new UCC Q20132)	Entertainment - Fees and admisssions
12	620221	448	0.07	$65.79	Admission to sporting events	Entertainment - Fees and admisssions
13	620222	759	0.11	$18.00	Admission to sports events, out-of-town trips	Entertainment - Fees and admisssions
14	620310	489	0.07	$54.44	Fees for recreational lessons	Entertainment - Fees and admisssions
15	620903	786	0.12	$26.61	Other entertainment services, out-of-town trips	Entertainment - Fees and admisssions
16	600310	122	0.02	$23.16	Bicycles	Entertainment - Other
17	600430	32	0.00	$4.28	Winter sports equipment	Entertainment - Other
18	600901	47	0.01	$9.18	Water sports equipment	Entertainment - Other
19	600902	58	0.01	$9.36	Other sports equipment	Entertainment - Other
20	540000	6,924	1.04	$309.64	Prescription drugs	Health care
21	550110	623	0.09	$89.81	Eyeglasses and contact lenses	Health care
22	550320	62	0.01	$2.52	Medical equipment for general use	Health care
23	560110	3,088	0.46	$255.52	Physician's services	Health care
24	560210	1,361	0.20	$297.04	Dental services	Health care
25	560310	638	0.10	$58.79	Eyecare services	Health care
26	560330	657	0.10	$70.07	Lab tests, x-rays	Health care
27	560400	962	0.14	$90.14	Service by professionals other than physician	Health care
28	570111	468	0.07	$125.27	Hospital room and services	Health care
29	570230	172	0.03	$20.77	Other medical care services	Health care
30	570901	4	0.00	$0.37	Rental of medical equipment	Health care
31	580111	.	.	.	Traditional fee for service health plan (not BCBS)	Health care
32	580112	.	.	.	Traditional fee for service health plan (BCBS)	Health care
33	580113	.	.	.	Preferred provider health plan (not BCBS)	Health care
34	580114	.	.	.	Preferred provider health plan (BCBS)	Health care
35	580115	4,631	0.70	$778.84	Fee for service health plan (not BCBS) (new UCC Q20132)	Health care
36	580116	3,825	0.57	$723.49	Fee for service health plan (BCBS) (new UCC Q20132)	Health care
37	580311	4,259	0.64	$746.27	Health maintenance organization (not BCBS)	Health care
38	580312	2,491	0.37	$465.70	Health maintenance organization (BCBS)	Health care

Table A-1(l). In-sample 2013-15 CEX Interview expenditures by husband/wife earner households

Personal consumption grouping=FAMILY

Obs	UCC code	Total # of quarterly expenditures	Average # of quarterly expenditures per household	Average annual expenditures per household	Name of expenditure	CEX expenditure grouping
39	580905	3,012	0.45	$83.34	Other health insurance (not BCBS)	Health care
40	580906	355	0.05	$26.62	Other health insurance (BCBS)	Health care
41	650310	12,561	1.89	$374.90	Personal care services	Personal care services
42	530312	593	0.09	$17.99	Local trans. on out-of-town trips	Public transportation - Fixed
43	530411	593	0.09	$10.57	Taxi fares and limousine services on trips	Public transportation - Fixed
44	530110	1,278	0.19	$583.06	Airline fares	Public transportation - Variable
45	530210	312	0.05	$11.05	Intercity bus fares	Public transportation - Variable
46	530311	1,779	0.27	$83.28	Intracity mass transit fares	Public transportation - Variable
47	530510	334	0.05	$19.85	Intercity train fares	Public transportation - Variable
48	530901	189	0.03	$101.99	Ship fares	Public transportation - Variable
49	590220	187	0.03	$4.08	Books thru book clubs	Reading
50	590230	1,363	0.20	$40.18	Books not thru book clubs	Reading
51	590310	1,037	0.16	$23.64	Newspaper, magazine by subscription	Reading
52	590410	550	0.08	$6.06	Newspaper, magazine non-subscription	Reading
53	660310	12	0.00	$0.44	Encyclopedia and other sets of reference books	Reading
Personal consumption grouping		**64,489**	**9.68**	**$5,913.51**		

Personal consumption grouping=FOOD

Obs	UCC code	Total # of quarterly expenditures	Average # of quarterly expenditures per household	Average annual expenditures per household	Name of expenditure	CEX expenditure grouping
54	190903	3,275	0.49	$434.34	Food on out-of-town trips	Food
55	190904	1,258	0.19	$75.00	Food prepared by consumer unit on out-of-town trips	Food
Personal consumption grouping		**4,533**	**0.68**	**$509.34**		

Personal consumption grouping=HUSBAND

Obs	UCC code	Total # of quarterly expenditures	Average # of quarterly expenditures per household	Average annual expenditures per household	Name of expenditure	CEX expenditure grouping
56	360110	147	0.02	$42.61	Men's suits	Apparel - Clothing
57	360120	115	0.02	$12.12	Men's sportcoats, tailored jackets	Apparel - Clothing
58	360320	72	0.01	$1.76	Men's nightwear	Apparel - Clothing
59	360901	56	0.01	$3.17	Men's uniforms	Apparel - Clothing
60	360902	46	0.01	$1.45	Men's costumes	Apparel - Clothing
Personal consumption grouping		**436**	**0.07**	**$61.10**		

Personal consumption grouping=HW

Obs	UCC code	Total # of quarterly expenditures	Average # of quarterly expenditures per household	Average annual expenditures per household	Name of expenditure	CEX expenditure grouping
61	200900	2,125	0.32	$98.75	Alcoholic beverages purchased on trips	Alcohol
62	430120	524	0.08	$136.43	Jewelry	Apparel - Other
63	440110	84	0.01	$1.98	Shoe repair and other shoe service	Apparel - Other
64	440130	248	0.04	$8.03	Alteration, repair and tailoring of apparel and accessories accessories	Apparel - Other

Table A-1(l). In-sample 2013-15 CEX Interview expenditures by husband/wife earner households

Personal consumption grouping=HW

Obs	UCC code	Total # of quarterly expenditures	Average # of quarterly expenditures per household	Average annual expenditures per household	Name of expenditure	CEX expenditure grouping
65	440140	37	0.01	$3.31	Clothing rental	Apparel - Other
66	440150	132	0.02	$4.27	Watch and jewelry repair	Apparel - Other
67	440210	3,833	0.58	$72.09	Apparel laundry and dry cleaning not coin-operated	Apparel - Other
68	440900	28	0.00	$1.73	Clothing storage	Apparel - Other
69	660110	185	0.03	$26.88	School books, supplies, equipment for college	Education
70	660410	6	0.00	$0.30	School books, supplies, equipment for vocational and technical schools technical schools	Education
71	670110	344	0.05	$471.65	College tuition	Education
72	670410	18	0.00	$11.06	Vocational and technical school tuition	Education
73	620111	4,020	0.60	$229.04	Social, recreation, health club membership	Entertainment - Fees and admisssions
74	550330	52	0.01	$2.59	Supportive and convalescent medical equipment	Health care
75	550340	18	0.00	$5.98	Hearing aids	Health care
76	570220	3	0.00	$2.49	Care in convalescent or nursing home	Health care
77	570240	.	.	.	Medical care in retirement community	Health care
78	570903	16	0.00	$0.39	Rental of supportive, convalescent medical equipment	Health care
79	580400	259	0.04	$70.93	Long term care insurance	Health care
80	580901	991	0.15	$66.14	Medicare payments	Health care
81	580903	127	0.02	$14.71	Commercial medicare supplement (not BCBS)	Health care
82	580904	24	0.00	$2.86	Commercial medicare supplement (BCBS)	Health care
83	580907	315	0.05	$10.28	Medicare prescription drug premium	Health care
84	320901	69	0.01	$12.99	Office furniture for home use	Household furnishings
85	690115	.	.	.	Personal digital assistants	Household furnishings
86	690116	126	0.02	$3.50	Internet services away from home	Household furnishings
87	690117	189	0.03	$5.15	Portable memory	Household furnishings
88	690230	48	0.01	$4.63	Business equipment for home use	Household furnishings
89	340520	.	.	.	Household laundry and dry cleaning, sent out (nonclothing) not coin-operated	Household operations
90	340906	6	0.00	$1.16	Care for elderly, invalids, handicapped, etc.	Household operations
91	340908	14	0.00	$0.22	Rental of office equipment for nonbusiness use	Household operations
92	340910	2	0.00	$0.17	Adult day care centers	Household operations
93	680140	35	0.01	$39.24	Funeral expenses	Miscellaneous
94	680901	7	0.00	$1.20	Cemetery lots, vaults, maintenance fees	Miscellaneous
95	680904	.	.	.	Dating services	Miscellaneous
96	800111	45	0.01	$37.28	Alimony expenditures	Miscellaneous
97	800121	369	0.06	$137.18	Child support expenditures	Miscellaneous
98	900002	1,402	0.21	$89.44	Occupational expenses	Miscellaneous
99	640130	69	0.01	$2.94	Wigs and hairpieces	Personal care products
100	640430	51	0.01	$1.66	Adult diapers	Personal care products
101	520310	430	0.06	$10.32	Drivers' license	Private transportation - Variable
102	520531	3,116	0.47	$50.60	Parking fees in home city, excluding residence	Private transportation - Variable
103	270102	15,512	2.33	$1,113.66	Cellular phone service	Shelter - Utilities
104	270104	547	0.08	$5.99	Phone cards	Shelter - Utilities
105	630110	3,027	0.45	$307.52	Cigarettes	Smoking

Table A-1(l). In-sample 2013-15 CEX Interview expenditures by husband/wife earner households

Personal consumption grouping=HW

Obs	UCC code	Total # of quarterly expenditures	Average # of quarterly expenditures per household	Average annual expenditures per household	Name of expenditure	CEX expenditure grouping
106	630210	715	0.11	$30.94	Other tobacco products	Smoking
Personal consumption grouping		**39,168**	**5.88**	**$3,097.66**		

Table A-1(l). In-sample 2013-15 CEX Interview expenditures by husband/wife earner households

Personal consumption grouping=NONE

Obs	UCC code	Total # of quarterly expenditures	Average # of quarterly expenditures per household	Average annual expenditures per household	Name of expenditure	CEX expenditure grouping
107	370110	.	.	.	Boys' coats and jackets	Apparel - Clothing
108	370120	.	.	.	Boys' sweaters	Apparel - Clothing
109	370212	.	.	.	Boys' nightwear	Apparel - Clothing
110	370311	2	0.00	$0.08	Boys' suits, sportcoats, vests	Apparel - Clothing
111	370314	.	.	.	Boys' pants and shorts	Apparel - Clothing
112	370902	.	.	.	Boys' costumes	Apparel - Clothing
113	370903	.	.	.	Boys' uniforms	Apparel - Clothing
114	370904	.	.	.	Boys' active sportswear	Apparel - Clothing
115	390110	.	.	.	Girls' coats and jackets	Apparel - Clothing
116	390223	.	.	.	Girls' skirts, pants, and shorts	Apparel - Clothing
117	390901	.	.	.	Girls' uniforms	Apparel - Clothing
118	390902	.	.	.	Girls' costumes	Apparel - Clothing
119	410110	.	.	.	Infant coat, jacket, snowsuit	Apparel - Clothing
120	410120	.	.	.	Infant dresses, outerwear	Apparel - Clothing
121	410140	.	.	.	Infant nightwear, loungewear	Apparel - Clothing
122	660210	15	0.00	$1.59	School books, supplies, equipment for elementary, high school school	Education
123	660901	.	.	.	School books, supplies, equipment for day care, nursery	Education
124	660902	19	0.00	$1.02	School books, supplies, equipment for other schools	Education
125	670210	9	0.00	$4.14	Elementary and high school tuition	Education
126	670901	20	0.00	$5.62	Other schools tuition	Education
127	670902	125	0.02	$18.99	Other school expenses including rentals	Education
128	670903	36	0.01	$6.97	Test preparation, tutoring services	Education
129	690118	181	0.03	$29.68	Digital book readers (new UCC Q20112)	Education
130	270310	14,129	2.12	$763.05	Cable and satellite television services	Entertainment - Equipment
131	270311	715	0.11	$22.74	Satellite radio service	Entertainment - Equipment
132	310140	263	0.04	$112.97	Televisions	Entertainment - Equipment
133	310210	80	0.01	$7.58	VCR's and video disc players	Entertainment - Equipment
134	310220	.	.	.	Video cassettes, tapes, and discs	Entertainment - Equipment
135	310231	186	0.03	$7.53	Video game software	Entertainment - Equipment
136	310240	3,246	0.49	$22.99	Streaming, downloading video	Entertainment - Equipment
137	310311	.	.	.	Radios	Entertainment - Equipment
138	310316	116	0.02	$16.16	Stereos, radios, speakers, and sound components including those in vehicles (new UCC Q20132)	Entertainment - Equipment
139	310320	.	.	.	Sound components and component systems	Entertainment - Equipment
140	310334	18	0.00	$1.27	Satellite dishes	Entertainment - Equipment
141	340610	24	0.00	$2.39	Repair of tv, radio, and sound equipment	Entertainment - Equipment
142	340902	14	0.00	$0.48	Rental of televisions	Entertainment - Equipment
143	340905	10	0.00	$0.20	Rental of VCR, radio, and sound equipment	Entertainment - Equipment
144	610130	109	0.02	$11.72	Musical instruments and accessories	Entertainment - Equipment
145	610320	4,187	0.63	$178.60	Pet purchase, supplies, medicine	Entertainment - Equipment
146	620904	16	0.00	$1.02	Rental and repair of musical instruments	Entertainment - Equipment
147	620912	.	.	.	Rental of video cassettes, tapes, films, and discs	Entertainment - Equipment
148	620916	.	.	.	Rental of computer and video game hardware and software (thru Q20111)	Entertainment - Equipment

Table A-1(l). In-sample 2013-15 CEX Interview expenditures by husband/wife earner households

Personal consumption grouping=NONE

Obs	UCC code	Total # of quarterly expenditures	Average # of quarterly expenditures per household	Average annual expenditures per household	Name of expenditure	CEX expenditure grouping
149	620917	3	0.00	$0.01	Rental of video hardware/accessories (new UCC Q20112)	Entertainment - Equipment
150	620918	53	0.01	$0.51	Rental of video game software (new UCC Q20112)	Entertainment - Equipment
151	620930	152	0.02	$5.24	Online gaming services	Entertainment - Equipment
152	690320	11	0.00	$2.74	Installation of televisions	Entertainment - Equipment
153	690330	.	.	.	Installation of satellite television equipment	Entertainment - Equipment
154	690340	1	0.00	$0.00	Installation of sound systems	Entertainment - Equipment
155	690350	1	0.00	$0.03	Installation of other video equipment or sound systems	Entertainment - Equipment
156	520901	146	0.02	$18.35	Docking and landing fees	Entertainment - Other
157	520904	12	0.00	$0.41	Rental noncamper trailer	Entertainment - Other
158	520907	12	0.00	$8.80	Boat and trailer rental out-of-town trips	Entertainment - Other
159	600110	3	0.00	$1.96	Outboard motors	Entertainment - Other
160	600121	15	0.00	$10.65	Boat without motor and boat trailers	Entertainment - Other
161	600122	4	0.00	$25.21	Trailer and other attachable campers	Entertainment - Other
162	600132	14	0.00	$93.23	Purchase of boat with motor	Entertainment - Other
163	600141	1	0.00	$2.16	Purchase of motorized camper	Entertainment - Other
164	600142	17	0.00	$93.13	Purchase of other vehicle	Entertainment - Other
165	610120	15	0.00	$0.82	Playground equipment	Entertainment - Other
166	610140	49	0.01	$4.65	Stamp and coin collecting	Entertainment - Other
167	610210	41	0.01	$1.11	Film	Entertainment - Other
168	610230	106	0.02	$29.41	Photographic equipment	Entertainment - Other
169	620320	67	0.01	$26.05	Photographer fees	Entertainment - Other
170	620330	241	0.04	$6.24	Photo processing	Entertainment - Other
171	620905	11	0.00	$0.78	Repair and rental of photographic equipment	Entertainment - Other
172	620906	33	0.00	$1.65	Rental of boat	Entertainment - Other
173	620908	45	0.01	$5.39	Rental and repair of miscellaneous sports equipment	Entertainment - Other
174	620909	.	.	.	Rental of campers on out-of-town trips	Entertainment - Other
175	620919	119	0.02	$20.63	Rental of other vehicles on out-of-town trips	Entertainment - Other
176	620921	3	0.00	$0.51	Rental of motorized camper	Entertainment - Other
177	620922	36	0.01	$1.47	Rental of other RV"s	Entertainment - Other
178	680310	28	0.00	$18.12	Live entertainment for catered affairs	Entertainment - Other
179	680320	36	0.01	$22.69	Rental of party supplies for catered affairs	Entertainment - Other
180	620410	1,119	0.17	$72.87	Pet services	Entertainment - Pets
181	190901	43	0.01	$9.63	Food or board at school	Food
182	190902	83	0.01	$79.21	Catered affairs	Food
183	790430	.	.	.	School lunches	Food
184	230117	6	0.00	$0.83	Dishwashers (built-in), garbage disposals, range hoods, (renter) hoods, (renter)	Household furnishings
185	230118	101	0.02	$25.33	Dishwashers (built-in), garbage disposals, range hoods, (owned home) hoods, (owned home)	Household furnishings
186	230133	.	.	.	Wall-to-wall carpet (replacement) (owned home) (thru Q20111) Q20111)	Household furnishings
187	230134	.	.	.	Wall-to-wall carpet (renter) (thru Q20111)	Household furnishings
188	280210	207	0.03	$19.84	Curtains and draperies	Household furnishings
189	280220	123	0.02	$4.30	Slipcovers, decorative pillows	Household furnishings
190	280230	.	.	.	Sewing materials for slipcovers, curtains, other sewing materials for the home sewing materials for the home	Household furnishings

Table A-1(l). In-sample 2013-15 CEX Interview expenditures by husband/wife earner households

Personal consumption grouping=NONE

Obs	UCC code	Total # of quarterly expenditures	Average # of quarterly expenditures per household	Average annual expenditures per household	Name of expenditure	CEX expenditure grouping
191	280900	.	.	.	Other linens	Household furnishings
192	290110	166	0.02	$111.67	Mattress and springs	Household furnishings
193	290120	166	0.02	$82.25	Other bedroom furniture	Household furnishings
194	290210	215	0.03	$193.81	Sofas	Household furnishings
195	290310	165	0.02	$58.27	Living room chairs	Household furnishings
196	290320	104	0.02	$18.82	Living room tables	Household furnishings
197	290410	116	0.02	$56.61	Kitchen, dining room furniture	Household furnishings
198	290420	47	0.01	$12.64	Infants' furniture	Household furnishings
199	290430	188	0.03	$54.05	Outdoor furniture	Household furnishings
200	290440	250	0.04	$73.09	Wall units, cabinets and other occasional furniture	Household furnishings
201	300111	16	0.00	$4.77	Refrigerators, freezers (renter)	Household furnishings
202	300112	163	0.02	$88.91	Refrigerators, freezers (owned home)	Household furnishings
203	300211	.	.	.	Washing machines (renter)	Household furnishings
204	300212	.	.	.	Washing machines (owned home)	Household furnishings
205	300216	30	0.00	$9.50	Clothes washer or dryer (renter) (new UCC Q20132)	Household furnishings
206	300217	136	0.02	$80.81	Clothes washer or dryer (owned home) (new UCC Q20132 Q20132)	Household furnishings
207	300221	.	.	.	Clothes dryers (renter)	Household furnishings
208	300222	.	.	.	Clothes dryers (owned home)	Household furnishings
209	300311	11	0.00	$4.78	Cooking stoves, ovens (renter)	Household furnishings
210	300312	85	0.01	$44.70	Cooking stoves, ovens (owned home)	Household furnishings
211	300321	34	0.01	$2.26	Microwave ovens (renter)	Household furnishings
212	300322	108	0.02	$17.03	Microwave ovens (owned home)	Household furnishings
213	300331	.	.	.	Portable dishwasher (renter)	Household furnishings
214	300332	2	0.00	$1.00	Portable dishwasher (owned home)	Household furnishings
215	300411	10	0.00	$2.07	Window air conditioners (renter)	Household furnishings
216	300412	21	0.00	$4.52	Window air conditioners (owned home)	Household furnishings
217	320111	267	0.04	$28.09	Floor coverings, nonpermanent	Household furnishings
218	320120	100	0.02	$28.09	Window coverings	Household furnishings
219	320163	.	.	.	Wall-to-wall carpet (replacement)(renter) (thru 20111) Q20111)	Household furnishings
220	320310	.	.	.	Plastic dinnerware	Household furnishings
221	320330	73	0.01	$4.11	Flatware	Household furnishings
222	320360	.	.	.	Other serving pieces	Household furnishings
223	320511	200	0.03	$22.94	Electric floor cleaning equipment	Household furnishings
224	320512	28	0.00	$10.47	Sewing machines	Household furnishings
225	320521	664	0.10	$35.06	Small electric kitchen appliances	Household furnishings
226	320522	106	0.02	$17.46	Portable heating and cooling equipment	Household furnishings
227	320903	1,923	0.29	$72.02	Indoor plants, fresh flowers	Household furnishings
228	340904	28	0.00	$3.57	Rental of furniture	Household furnishings
229	690111	467	0.07	$149.24	Computers and computer hardware for nonbusiness use	Household furnishings
230	690112	.	.	.	Computer software and accessories for nonbusiness use (thru Q20111) (thru Q20111)	Household furnishings
231	690119	112	0.02	$6.69	Computer software (new UCC Q20112)	Household furnishings
232	690120	.	.	.	Computer accessories (new UCC Q20112)	Household furnishings
233	690210	.	.	.	Telephone answering devices	Household furnishings

Table A-1(l). In-sample 2013-15 CEX Interview expenditures by husband/wife earner households

Personal consumption grouping=NONE

Obs	UCC code	Total # of quarterly expenditures	Average # of quarterly expenditures per household	Average annual expenditures per household	Name of expenditure	CEX expenditure grouping
234	690241	.	.	.	Smoke alarms (renter)	Household furnishings
235	690242	.	.	.	Smoke alarms (owned home)	Household furnishings
236	690243	.	.	.	Smoke alarms (owned vacation)	Household furnishings
237	690244	23	0.00	$1.12	Other household appliances (renter)	Household furnishings
238	690245	106	0.02	$9.42	Other household appliances (owned home)	Household furnishings
239	330511	494	0.07	$5.18	Termite/pest control products	Household operations
240	340210	25	0.00	$4.98	Babysitting and child care (new UCC Q20132)	Household operations
241	340211	.	.	.	Babysitting and child care in your own home	Household operations
242	340212	.	.	.	Babysitting and child care in someone else's home	Household operations
243	340310	1,308	0.20	$153.60	Housekeeping services	Household operations
244	340410	2,122	0.32	$150.15	Gardening, lawn care service	Household operations
245	340420	310	0.05	$7.07	Water softening service	Household operations
246	340510	390	0.06	$83.14	Moving, storage, freight	Household operations
247	340530	.	.	.	Coin-operated household laundry and dry cleaning (nonclothing)	Household operations
248	340620	130	0.02	$12.44	Appliance repair, including service center	Household operations
249	340630	48	0.01	$7.62	Reupholstering, furniture repair	Household operations
250	340901	123	0.02	$10.38	Repairs/rentals of lawn and garden equipment, hand or power tools, other household equipment	Household operations
251	340903	238	0.04	$20.36	Other home services	Household operations
252	340907	24	0.00	$0.87	Appliance rental	Household operations
253	340914	494	0.07	$20.72	Services for termite/pest control	Household operations
254	340915	1,192	0.18	$34.24	Home security system service fee	Household operations
255	670310	35	0.01	$7.68	Day care centers, nursery, and preschools	Household operations
256	690113	67	0.01	$3.78	Repair of computer systems for nonbusiness use	Household operations
257	690114	15,743	2.36	$438.77	Computer information services	Household operations
258	690310	5	0.00	$0.21	Installation of computer	Household operations
259	990900	.	.	.	Rental and installation of dishwashers, range hoods, and garbage disposals	Household operations
260	002120	289	0.04	$32.16	Other nonhealth insurance	Miscellaneous
261	005420	.	.	.	Finance, late, interest charges for credit cards (new UC Q20132)	Miscellaneous
262	005520	.	.	.	Finance, late, interest charges for student loans (new UCC Q20132)	Miscellaneous
263	005620	.	.	.	Finance, late, interest charges for other loans (new UCC Q20132)	Miscellaneous
264	620112	114	0.02	$6.11	Credit card memberships	Miscellaneous
265	620115	522	0.08	$20.11	Shopping club membership fees	Miscellaneous
266	680110	169	0.03	$85.29	Legal fees	Miscellaneous
267	680210	131	0.02	$3.50	Safe deposit box rental	Miscellaneous
268	680220	1,932	0.29	$23.89	Checking accounts, other bank service charges	Miscellaneous
269	680902	467	0.07	$94.67	Accounting fees	Miscellaneous
270	680905	94	0.01	$21.33	Vacation clubs	Miscellaneous
271	700110	2,800	0.42	$497.40	Life, endowment, annuity, other personal insurance	Miscellaneous
272	710110	.	.	.	Finance charges excluding mortgage and vehicle	Miscellaneous
273	790600	1,034	0.16	$42.65	Expenses for other properties	Miscellaneous
274	800804	940	0.14	$284.54	Support for college students	Miscellaneous
275	800811	32	0.00	$20.79	Gift to non-CU members of stocks, bonds, and mutual funds	Miscellaneous

Table A-1(l). In-sample 2013-15 CEX Interview expenditures by husband/wife earner households

Personal consumption grouping=NONE

Obs	UCC code	Total # of quarterly expenditures	Average # of quarterly expenditures per household	Average annual expenditures per household	Name of expenditure	CEX expenditure grouping
276	800821	3,071	0.46	$321.62	Cash contributions to charities and other organizations	Miscellaneous
277	800831	5,079	0.76	$1,123.57	Cash contributions to church, religious organizations	Miscellaneous
278	800841	263	0.04	$36.12	Cash contribution to educational institutions	Miscellaneous
279	800851	120	0.02	$9.63	Cash contribution to political organizations	Miscellaneous
280	800861	2,381	0.36	$384.05	Other cash gifts	Miscellaneous
281	880210	.	.	.	Interest paid, home equity line of credit (other property)	Miscellaneous
282	530902	2	0.00	$0.12	School bus	Public transportation - Fixed
283	210110	4,277	0.64	$2,598.21	Rent	Shelter - Fixed
284	210210	1,903	0.29	$658.24	Lodging on out-of-town trips	Shelter - Fixed
285	210310	70	0.01	$33.37	Housing while attending school	Shelter - Fixed
286	210901	59	0.01	$71.23	Ground rent	Shelter - Fixed
287	210902	8	0.00	$3.53	Ground rent	Shelter - Fixed
288	220121	1,769	0.27	$465.89	Homeowners insurance	Shelter - Fixed
289	220122	69	0.01	$16.19	Homeowners insurance	Shelter - Fixed
290	220211	14,216	2.13	$2,397.70	Property taxes	Shelter - Fixed
291	220212	1,484	0.22	$166.95	Property taxes	Shelter - Fixed
292	220311	9,062	1.36	$3,732.45	Mortgage interest	Shelter - Fixed
293	220312	393	0.06	$187.20	Mortgage interest	Shelter - Fixed
294	220313	510	0.08	$73.68	Interest paid, home equity loan	Shelter - Fixed
295	220314	27	0.00	$2.76	Interest paid, home equity loan	Shelter - Fixed
296	220901	67	0.01	$6.70	Parking	Shelter - Fixed
297	220902	22	0.00	$1.88	Parking	Shelter - Fixed
298	230112	106	0.02	$106.64	Painting and papering	Shelter - Fixed
299	230113	264	0.04	$78.53	Plumbing and water heating	Shelter - Fixed
300	230114	592	0.09	$163.27	Heat, a/c, electrical work	Shelter - Fixed
301	230115	103	0.02	$130.47	Roofing and gutters	Shelter - Fixed
302	230121	.	.	.	Repair and replacement of hard surface flooring	Shelter - Fixed
303	230122	.	.	.	Repair and replacement of hard surface flooring	Shelter - Fixed
304	230123	.	.	.	Repair and replacement of hard surface flooring	Shelter - Fixed
305	230141	2	0.00	$0.11	Repair of built-in appliances	Shelter - Fixed
306	230142	34	0.01	$2.36	Repair of built-in appliances	Shelter - Fixed
307	230150	23	0.00	$4.95	Repair or maintenance services	Shelter - Fixed
308	230151	414	0.06	$290.07	Other repair and maintenance services	Shelter - Fixed
309	230152	133	0.02	$36.09	Repair and remodeling services	Shelter - Fixed
310	230901	426	0.06	$61.30	Property management	Shelter - Fixed
311	230902	104	0.02	$19.47	Property management	Shelter - Fixed
312	240111	17	0.00	$2.25	Paint, wallpaper, and supplies	Shelter - Fixed
313	240112	331	0.05	$27.12	Paints, wallpaper and supplies	Shelter - Fixed
314	240113	2	0.00	$0.09	Paints, wallpaper, supplies	Shelter - Fixed
315	240121	17	0.00	$0.24	Tools and equipment for painting and wallpapering	Shelter - Fixed
316	240122	331	0.05	$2.91	Tools and equipment for painting and wallpapering	Shelter - Fixed
317	240123	2	0.00	$0.01	Tools and equipment for painting and wallpapering	Shelter - Fixed

Table A-1(l). In-sample 2013-15 CEX Interview expenditures by husband/wife earner households

Personal consumption grouping=NONE

Obs	UCC code	Total # of quarterly expenditures	Average # of quarterly expenditures per household	Average annual expenditures per household	Name of expenditure	CEX expenditure grouping
318	240211	7	0.00	$0.12	Materials for plastering, panels, roofing, gutters, etc. etc.	Shelter - Fixed
319	240212	133	0.02	$26.07	Materials for plaster., panel., siding, windows, doors, screens, awnings	Shelter - Fixed
320	240213	37	0.01	$3.21	Materials and equipment for roof and gutters	Shelter - Fixed
321	240214	2	0.00	$2.01	Materials for plastering, paneling, roofing, gutters, downspouts, siding, windows, doors, screens, and awnings	Shelter - Fixed
322	240221	3	0.00	$0.10	Materials for patio, walk, fence, driveway, masonry, brick and stucco work brick and stucco work	Shelter - Fixed
323	240222	61	0.01	$8.63	Materials for patio, walk, fence, driveway, masonry, brick and stucco work	Shelter - Fixed
324	240223	1	0.00	$0.33	Material for patio, walk, fence, drive, masonry, brick, stucco	Shelter - Fixed
325	240311	11	0.00	$0.34	Plumbing supplies and equipment	Shelter - Fixed
326	240312	114	0.02	$11.30	Plumbing supplies and equipment	Shelter - Fixed
327	240313	3	0.00	$0.08	Plumbing supplies and equipment	Shelter - Fixed
328	240321	8	0.00	$1.47	Electrical supplies, heating and cooling equipment	Shelter - Fixed
329	240322	66	0.01	$4.94	Electrical supplies, heating and cooling equipment	Shelter - Fixed
330	240323	1	0.00	$0.12	Electrical supplies, heating and cooling equipment	Shelter - Fixed
331	320611	40	0.01	$0.99	Material for insulation, other maintenance and repair	Shelter - Fixed
332	320612	487	0.07	$42.83	Material for insulation, other maintenance and repair	Shelter - Fixed
333	320613	4	0.00	$0.23	Material for insulation, other maintenance and repair	Shelter - Fixed
334	320621	.	.	.	Material for hard surface flooring	Shelter - Fixed
335	320622	.	.	.	Materials for hard surface flooring, repair and replacement	Shelter - Fixed
336	320623	.	.	.	Materials for hard surface flooring	Shelter - Fixed
337	320624	5	0.00	$2.72	Flooring installation, repair, replacement (new UC Q20132)	Shelter - Fixed
338	320625	126	0.02	$99.34	Flooring installation, repair, replacement (new UC Q20132)	Shelter - Fixed
339	320626	1	0.00	$0.96	Flooring installation, repair, replacement (new UC Q20132)	Shelter - Fixed
340	320631	17	0.00	$1.62	Material for landscape maintenance	Shelter - Fixed
341	320632	.	.	.	Materials for landscaping maintenance	Shelter - Fixed
342	320633	.	.	.	Materials for landscaping maintenance	Shelter - Fixed
343	340911	58	0.01	$5.60	Management and upkeep services for security	Shelter - Fixed
344	340912	25	0.00	$1.47	Management and upkeep services for security	Shelter - Fixed
345	350110	390	0.06	$19.24	Tenant's insurance	Shelter - Fixed
346	790690	9	0.00	$0.52	Construction materials for jobs not started	Shelter - Fixed
347	880110	1,162	0.17	$140.13	Interest paid, home equity line of credit	Shelter - Fixed
348	880310	18	0.00	$0.74	Interest paid, home equity line of credit	Shelter - Fixed
349	990920	8	0.00	$2.18	Materials for additions, finishing basements, remodeling rooms remodeling rooms	Shelter - Fixed
350	990930	.	.	.	Materials to finish basement, remodel rooms or build patios, walks, etc. (maint., repair and repl. - owned properties)	Shelter - Fixed
351	990940	.	.	.	Material for finishing basements and remodeling rooms	Shelter - Fixed
352	270105	.	.	.	Voice over IP service	Shelter - Utilities
353	270106	8,868	1.33	$315.34	Residential telephone including VOIP (new UCC Q20132)	Shelter - Utilities
354	270411	729	0.11	$11.63	Trash/garb. coll. (renter)	Shelter - Utilities
355	270412	5,435	0.82	$123.98	Trash/garb. coll. (owned home)	Shelter - Utilities
356	270413	92	0.01	$3.63	Trash/garb. coll. (owned vacation)	Shelter - Utilities

Table A-1(l). In-sample 2013-15 CEX Interview expenditures by husband/wife earner households

Personal consumption grouping=NONE

Obs	UCC code	Total # of quarterly expenditures	Average # of quarterly expenditures per household	Average annual expenditures per household	Name of expenditure	CEX expenditure grouping
357	270414	14	0.00	$0.34	Trash/garb. coll. (rented vacation)	Shelter - Utilities
Personal consumption grouping		**129,567**	**19.45**	**$19,283.38**		

Personal consumption grouping=PAYROLL

Obs	UCC code	Total # of quarterly expenditures	Average # of quarterly expenditures per household	Average annual expenditures per household	Name of expenditure	CEX expenditure grouping
358	800910	.	.	.	Deductions for government retirement	Payrolll Deductions
359	800920	.	.	.	Deductions for railroad retirement	Payrolll Deductions
360	800931	.	.	.	Deductions for private pensions	Payrolll Deductions
361	800932	.	.	.	Non-payroll deposit to retirement plans	Payrolll Deductions
362	800940	.	.	.	Deductions for Social Security	Payrolll Deductions
Personal consumption grouping		**0**	**0.00**	**$0.00**		

Personal consumption grouping=UTIL

Obs	UCC code	Total # of quarterly expenditures	Average # of quarterly expenditures per household	Average annual expenditures per household	Name of expenditure	CEX expenditure grouping
363	250111	21	0.00	$3.71	Fuel oil (renter)	Shelter - Utilities
364	250112	284	0.04	$61.90	Fuel oil (owned home)	Shelter - Utilities
365	250113	4	0.00	$0.54	Fuel oil (owned vacation)	Shelter - Utilities
366	250114	.	.	.	Fuel oil (rented vacation)	Shelter - Utilities
367	250211	28	0.00	$2.45	Gas, btld/tank (renter)	Shelter - Utilities
368	250212	363	0.05	$43.45	Gas, btld/tank (owned home)	Shelter - Utilities
369	250213	156	0.02	$7.07	Gas, btld/tank (owned vacation)	Shelter - Utilities
370	250214	.	.	.	Gas, btld/tank (rented vacation)	Shelter - Utilities
371	250911	30	0.00	$0.81	Coal, wood, other fuels (renter)	Shelter - Utilities
372	250912	71	0.01	$10.52	Coal, wood, other fuels (owned home)	Shelter - Utilities
373	250913	2	0.00	$0.43	Coal, wood, other fuels (owned vacation)	Shelter - Utilities
374	250914	.	.	.	Coal, wood, other fuels (rented vacation)	Shelter - Utilities
375	260111	3,561	0.53	$205.54	Electricity (renter)	Shelter - Utilities
376	260112	13,946	2.09	$1,150.27	Electricity (owned home)	Shelter - Utilities
377	260113	438	0.07	$21.76	Electricity (owned vacation)	Shelter - Utilities
378	260114	60	0.01	$3.51	Electricity (rented vacation)	Shelter - Utilities
379	260211	1,596	0.24	$48.92	Utility--natural gas (renter)	Shelter - Utilities
380	260212	8,260	1.24	$347.68	Utility--natural gas (owned home)	Shelter - Utilities
381	260213	130	0.02	$6.05	Utility--natural gas (owned vacation)	Shelter - Utilities
382	260214	36	0.01	$0.81	Utility--natural gas (rented vacation)	Shelter - Utilities
383	270101	.	.	.	Residential telephone/pay phones	Shelter - Utilities
384	270211	1,298	0.19	$39.01	Water/sewer maint. (renter)	Shelter - Utilities
385	270212	8,843	1.33	$342.61	Water/sewer maint. (owned home)	Shelter - Utilities
386	270213	184	0.03	$5.10	Water/sewer maint. (owned vacation)	Shelter - Utilities
387	270214	35	0.01	$1.24	Water/sewer maint. (rented vacation)	Shelter - Utilities

Table A-1(I). In-sample 2013-15 CEX Interview expenditures by husband/wife earner households

Personal consumption grouping=UTIL

Obs	UCC code	Total # of quarterly expenditures	Average # of quarterly expenditures per household	Average annual expenditures per household	Name of expenditure	CEX expenditure grouping
388	270901	5	0.00	$0.37	Septic tank clean. (renter)	Shelter - Utilities
389	270902	76	0.01	$9.11	Septic tank clean. (owned home)	Shelter - Utilities
390	270903	1	0.00	$0.11	Septic tank clean. (owned vacation)	Shelter - Utilities
391	270904	.	.	.	Septic tank clean. (rented vacation)	Shelter - Utilities
Personal consumption grouping		**39,428**	**5.92**	**$2,312.96**		

Personal consumption grouping=VEH_OPR

Obs	UCC code	Total # of quarterly expenditures	Average # of quarterly expenditures per household	Average annual expenditures per household	Name of expenditure	CEX expenditure grouping
392	520532	436	0.07	$12.58	Parking fees, out-of-town trips	Private transportation - Fixed
393	520542	542	0.08	$5.27	Tolls on out-of-town trips	Private transportation - Fixed
394	470111	17,744	2.66	$2,470.82	Gasoline	Private transportation - Variable
395	470112	773	0.12	$74.54	Diesel fuel	Private transportation - Variable
396	470113	2,428	0.36	$156.87	Gasoline on out-of-town trips	Private transportation - Variable
397	470211	1,486	0.22	$16.49	Motor oil	Private transportation - Variable
398	470212	2,428	0.36	$1.58	Motor oil on out-of-town trips	Private transportation - Variable
399	490312	3,021	0.45	$107.12	Lube, oil change, and oil filters	Private transportation - Variable
400	520541	3,371	0.51	$49.52	Tolls or electronic toll passes	Private transportation - Variable
Personal consumption grouping		**32,229**	**4.84**	**$2,894.78**		

Personal consumption grouping=VEH_OWN

Obs	UCC code	Total # of quarterly expenditures	Average # of quarterly expenditures per household	Average annual expenditures per household	Name of expenditure	CEX expenditure grouping
401	450110	48	0.01	$737.23	New cars	Private transportation - Fixed
402	450210	53	0.01	$938.34	New trucks	Private transportation - Fixed
403	450220	5	0.00	$25.64	New motorcycles	Private transportation - Fixed
404	450310	.	.	.	Car lease payments	Private transportation - Fixed
405	450313	.	.	.	Cash downpayment (car lease)	Private transportation - Fixed
406	450314	.	.	.	Termination fee (car lease)	Private transportation - Fixed
407	450350	1,175	0.18	$299.85	Car/truck lease payments (new UCC Q20132)	Private transportation - Fixed
408	450351	60	0.01	$2.49	Extra fees for car/truck lease (new UCC Q20132)	Private transportation - Fixed
409	450352	8	0.00	$24.08	Trade in allowance for car/truck lease (new UCC Q20132)	Private transportation - Fixed
410	450353	14	0.00	$16.95	Cash downpayment car/truck lease (new UCC Q20132	Private transportation - Fixed
411	450354	4	0.00	$3.66	Termination fee for car/truck lease (new UCC Q20132)	Private transportation - Fixed
412	450410	.	.	.	Truck lease payments	Private transportation - Fixed
413	450413	.	.	.	Cash downpayment (truck lease)	Private transportation - Fixed
414	450414	.	.	.	Termination fee (truck lease)	Private transportation - Fixed
415	450900	.	.	.	New aircraft	Private transportation - Fixed
416	460110	96	0.01	$632.71	Used cars	Private transportation - Fixed
417	460901	99	0.01	$778.74	Used trucks	Private transportation - Fixed
418	460902	12	0.00	$47.40	Used motorcycles	Private transportation - Fixed
419	460903	.	.	.	Used aircraft	Private transportation - Fixed

Table A-1(l). In-sample 2013-15 CEX Interview expenditures by husband/wife earner households

Personal consumption grouping=VEH_OWN

Obs	UCC code	Total # of quarterly expenditures	Average # of quarterly expenditures per household	Average annual expenditures per household	Name of expenditure	CEX expenditure grouping
420	480213	817	0.12	$55.03	Parts, equipment, and accessories	Private transportation - Fixed
421	480214	.	.	.	Vehicle audio equipment	Private transportation - Fixed
422	480215	.	.	.	Vehicle video equipment	Private transportation - Fixed
423	490110	87	0.01	$26.89	Body work and painting	Private transportation - Fixed
424	490900	134	0.02	$28.55	Auto repair service policy	Private transportation - Fixed
425	510110	4,199	0.63	$116.71	Automobile finance charges	Private transportation - Fixed
426	510901	4,305	0.65	$144.93	Truck finance charges	Private transportation - Fixed
427	510902	213	0.03	$4.26	Motorcycle and plane finance charges	Private transportation - Fixed
428	520110	1,718	0.26	$132.27	Vehicle registration state/local	Private transportation - Fixed
429	520410	559	0.08	$13.96	Vehicle inspection	Private transportation - Fixed
430	520511	.	.	.	Auto rental	Private transportation - Fixed
431	520512	.	.	.	Auto rental, out-of-town trips	Private transportation - Fixed
432	520516	841	0.13	$47.30	Auto/truck rental (new UCC Q20132)	Private transportation - Fixed
433	520517	182	0.03	$26.52	Auto/truck rental, out-of-town trips (new UCC Q20132)	Private transportation - Fixed
434	520521	.	.	.	Truck rental	Private transportation - Fixed
435	520522	.	.	.	Truck rental, out-of-town trips	Private transportation - Fixed
436	520560	.	.	.	Global positioning services	Private transportation - Fixed
437	520902	1	0.00	$0.03	Motorcycle rental	Private transportation - Fixed
438	520903	.	.	.	Aircraft rental	Private transportation - Fixed
439	520905	1	0.00	$0.07	Motorcycle rental, out-of-town trips	Private transportation - Fixed
440	520906	.	.	.	Aircraft rental, out-of-town trips	Private transportation - Fixed
441	620113	.	.	.	Automobile service clubs	Private transportation - Fixed
442	620114	452	0.07	$28.61	Automobile service clubs and GPS services (new UCC Q20132) Q20132)	Private transportation - Fixed
443	850300	401	0.06	$14.95	Other vehicle finance charges	Private transportation - Fixed
444	470220	1,793	0.27	$6.71	Coolant, brake fluid, transmission fluid, and other additives	Private transportation - Variable
445	480110	603	0.09	$170.15	Tires - purchased, replaced, installed	Private transportation - Variable
446	490211	.	.	.	Clutch, transmission repair	Private transportation - Variable
447	490212	.	.	.	Drive shaft and rear-end repair	Private transportation - Variable
448	490221	.	.	.	Brake work, including adjustments	Private transportation - Variable
449	490231	.	.	.	Repair to steering or front-end	Private transportation - Variable
450	490232	.	.	.	Repair to engine cooling system	Private transportation - Variable
451	490300	655	0.10	$233.95	Vehicle or engine repairs (new UCC Q20132)	Private transportation - Variable
452	490311	285	0.04	$55.82	Motor tune-up	Private transportation - Variable
453	490313	247	0.04	$29.51	Front-end alignment, wheel balance and rotation	Private transportation - Variable
454	490314	36	0.01	$11.65	Shock absorber replacement	Private transportation - Variable
455	490318	662	0.10	$135.81	Repair tires and other repair work	Private transportation - Variable

Table A-1(l). In-sample 2013-15 CEX Interview expenditures by husband/wife earner households

Personal consumption grouping=VEH_OWN

Obs	UCC code	Total # of quarterly expenditures	Average # of quarterly expenditures per household	Average annual expenditures per household	Name of expenditure	CEX expenditure grouping
456	490319	.	.	.	Vehicle air conditioning repair	Private transportation - Variable
457	490411	.	.	.	Exhaust system repair	Private transportation - Variable
458	490412	.	.	.	Electrical system repair	Private transportation - Variable
459	490413	.	.	.	Motor repair, replacement	Private transportation - Variable
460	520550	62	0.01	$4.28	Towing charges	Private transportation - Variable
Personal consumption grouping		**19,827**	**2.98**	**$4,795.04**		

Personal consumption grouping=WIFE

Obs	UCC code	Total # of quarterly expenditures	Average # of quarterly expenditures per household	Average annual expenditures per household	Name of expenditure	CEX expenditure grouping
461	380311	57	0.01	$3.91	Women's sportcoats, tailored jackets	Apparel - Clothing
462	380510	43	0.01	$6.16	Women's suits	Apparel - Clothing
463	380902	104	0.02	$7.59	Women's uniforms	Apparel - Clothing
464	380903	63	0.01	$1.96	Women's costumes	Apparel - Clothing
Personal consumption grouping		**267**	**0.04**	**$19.63**		
		329,944	**49.53**	**$38,887.39**		

Table A-2(D). In-sample 2013-15 CEX Diary expenditures by husband/wife earners with one child age 6-15 families

Personal consumption grouping=FAMILY

Obs	UCC code	Total # of weekly expenditures	Average # of weekly expenditures per household	Average annual expenditures per household	Name of expenditure	CEX expenditure grouping
1	420110	.	.	.	Material for making clothes	Apparel - Other
2	420115	51	0.08	$44.36	Material and supplies for sewing, needlework, quilting (includes household items) (new UCC Q20131) quilting (includes household items) (new UCC	Apparel - Other
3	420120	.	.	.	Sewing patterns and notions	Apparel - Other
4	620121	35	0.05	$199.88	Fees for participant sports	Entertainment - Fees and admisssions
5	550210	178	0.26	$118.55	Nonprescription drugs	Health care
6	550310	126	0.19	$77.59	Topicals and dressings	Health care
7	550410	44	0.06	$78.68	Nonprescription vitamins	Health care
8	570902	.	.	.	Repair of medical equipment	Health care
9	280110	27	0.04	$26.41	Bathroom linens	Household furnishings
10	320904	23	0.03	$26.58	Closet and storage items	Household furnishings
11	430130	10	0.01	$34.27	Luggage	Household furnishings
12	330110	196	0.29	$120.85	Soaps and detergents	Household supplies
13	330210	232	0.34	$86.10	Other laundry cleaning products	Household supplies
14	330310	331	0.49	$165.86	Cleansing and toilet tissue, paper towels and napkins napkins	Household supplies
15	330410	190	0.28	$79.85	Stationery, stationery supplies, giftwrap	Household supplies
16	680903	14	0.02	$62.43	Miscellaneous personal services	Miscellaneous
17	640110	163	0.24	$109.29	Hair care products	Personal care products
18	640120	27	0.04	$17.71	Nonelectric articles for the hair	Personal care products
19	640210	153	0.23	$65.22	Oral hygiene products, articles	Personal care products
20	640420	1	0.00	$2.04	Electric personal care appliances	Personal care products
21	650900	.	.	.	Repair of personal care appliances	Personal care products
Personal consumption grouping		**1,801**	**2.65**	**$1,315.67**		

Table A-2(D). In-sample 2013-15 CEX Diary expenditures by husband/wife earners with one child age 6-15 families

Personal consumption grouping=FOOD

Obs	UCC code	Total # of weekly expenditures	Average # of weekly expenditures per household	Average annual expenditures per household	Name of expenditure	CEX expenditure grouping
22	010110	30	0.04	$9.76	Flour	Food
23	010120	84	0.12	$20.09	Prepared flour mixes	Food
24	010210	386	0.57	$117.01	Ready-to-eat and cooked cereals	Food
25	010310	103	0.15	$57.99	Rice	Food
26	010320	229	0.34	$58.23	Pasta, cornmeal and other cereal products	Food
27	020110	364	0.54	$59.40	White bread	Food
28	020210	456	0.67	$78.04	Bread, other than white	Food
29	020310	275	0.40	$64.21	Biscuits and rolls	Food
30	020410	99	0.15	$39.07	Cakes and cupcakes	Food
31	020510	200	0.29	$62.14	Cookies	Food
32	020610	198	0.29	$51.44	Crackers	Food
33	020620	28	0.04	$6.34	Bread and cracker products	Food
34	020710	103	0.15	$28.33	Sweetrolls, coffee cakes, doughnuts	Food
35	020810	124	0.18	$44.65	Frozen and refrigerated bakery products	Food
36	020820	63	0.09	$26.16	Pies, tarts, turnovers	Food
37	030110	238	0.35	$138.32	Ground beef	Food
38	030210	24	0.04	$17.52	Chuck roast	Food
39	030310	15	0.02	$11.15	Round roast	Food
40	030410	29	0.04	$22.63	Other roast	Food
41	030510	43	0.06	$21.13	Round steak	Food
42	030610	63	0.09	$35.34	Sirloin steak	Food
43	030710	82	0.12	$58.62	Other steak	Food
44	030810	44	0.06	$27.87	Other beef	Food
45	040110	110	0.16	$49.54	Bacon	Food
46	040210	76	0.11	$48.06	Pork chops	Food
47	040310	66	0.10	$32.28	Ham, not canned	Food
48	040410	63	0.09	$39.17	Other pork	Food
49	040510	97	0.14	$39.18	Sausage	Food
50	040610	6	0.01	$1.81	Canned ham	Food
51	050110	83	0.12	$27.72	Frankfurters	Food
52	050210	112	0.16	$35.24	Bologna, liverwurst, salami	Food
53	050310	224	0.33	$76.12	Other lunchmeats	Food
54	050410	13	0.02	$9.95	Lamb and organ meats	Food
55	050900	9	0.01	$23.13	Mutton, goat and game	Food
56	060110	138	0.20	$56.57	Fresh and frozen whole chicken	Food
57	060210	270	0.40	$131.25	Fresh and frozen chicken parts	Food
58	060310	91	0.13	$37.82	Other poultry	Food
59	070110	62	0.09	$21.77	Canned fish and seafood	Food
60	070230	105	0.15	$103.19	Fresh fish and shellfish	Food
61	070240	100	0.15	$81.61	Frozen fish and shellfish	Food
62	080110	316	0.46	$75.88	Eggs	Food
63	090110	591	0.87	$163.39	Fresh milk, all types	Food

Table A-2(D). In-sample 2013-15 CEX Diary expenditures by husband/wife earners with one child age 6-15 families

Personal consumption grouping=FOOD

Obs	UCC code	Total # of weekly expenditures	Average # of weekly expenditures per household	Average annual expenditures per household	Name of expenditure	CEX expenditure grouping
64	090210	145	0.21	$34.30	Cream	Food
65	100110	101	0.15	$33.39	Butter	Food
66	100210	546	0.80	$179.84	Cheese	Food
67	100410	188	0.28	$66.12	Ice cream and related products	Food
68	100510	283	0.42	$87.36	Miscellaneous dairy products	Food
69	110110	187	0.28	$61.91	Apples	Food
70	110210	325	0.48	$51.50	Bananas	Food
71	110310	135	0.20	$47.37	Oranges	Food
72	110410	604	0.89	$160.51	Other fresh fruits	Food
73	110510	277	0.41	$53.80	Citrus fruits, excluding oranges	Food
74	120110	197	0.29	$54.91	Potatoes	Food
75	120210	192	0.28	$47.21	Lettuce	Food
76	120310	214	0.31	$52.96	Tomatoes	Food
77	120410	1,084	1.59	$179.50	Other fresh vegetables	Food
78	130110	15	0.02	$3.90	Frozen orange juice	Food
79	130121	24	0.04	$11.00	Frozen fruits	Food
80	130122	15	0.02	$2.83	Frozen fruit juices	Food
81	130211	51	0.08	$15.30	Fresh fruit juice	Food
82	130212	269	0.40	$67.24	Canned and bottled fruit juice	Food
83	130310	88	0.13	$24.40	Canned fruits	Food
84	130320	38	0.06	$12.24	Dried fruit	Food
85	140110	180	0.26	$45.13	Frozen vegetables	Food
86	140210	138	0.20	$29.37	Canned beans	Food
87	140220	69	0.10	$15.65	Canned corn	Food
88	140230	138	0.20	$28.36	Canned miscellaneous vegetables	Food
89	140310	4	0.01	$0.70	Dried processed vegetables	Food
90	140320	3	0.00	$0.94	Dried peas	Food
91	140330	17	0.03	$5.68	Dried beans	Food
92	140340	59	0.09	$14.66	Dried miscellaneous vegetables	Food
93	140410	8	0.01	$0.71	Frozen vegetable juices	Food
94	140420	112	0.16	$24.93	Fresh and canned vegetable juices	Food
95	150110	429	0.63	$133.20	Candy and chewing gum	Food
96	150211	105	0.15	$29.12	Sugar	Food
97	150212	16	0.02	$6.73	Artificial sweeteners	Food
98	150310	134	0.20	$55.41	Jams, preserves, other sweets	Food
99	160110	24	0.04	$7.43	Margarine	Food
100	160211	95	0.14	$45.29	Fats and oils	Food
101	160212	119	0.18	$34.24	Salad dressings	Food
102	160310	92	0.14	$27.53	Nondairy cream and imitation milk	Food
103	160320	66	0.10	$24.24	Peanut butter	Food
104	170110	361	0.53	$104.11	Cola	Food
105	170210	403	0.59	$100.43	Other carbonated drinks	Food

Table A-2(D). In-sample 2013-15 CEX Diary expenditures by husband/wife earners with one child age 6-15 families

Personal consumption grouping=FOOD

Obs	UCC code	Total # of weekly expenditures	Average # of weekly expenditures per household	Average annual expenditures per household	Name of expenditure	CEX expenditure grouping
106	170510	125	0.18	$33.23	Noncarbonated fruit flavored drinks, including non-frozen lemonade non-frozen lemonade	Food
107	170531	54	0.08	$17.25	Other noncarbonated beverages and ice	Food
108	170532	225	0.33	$71.97	Bottled water	Food
109	170533	69	0.10	$19.84	Sports drinks	Food
110	180110	196	0.29	$51.84	Canned and packaged soups	Food
111	180210	169	0.25	$76.73	Frozen meals	Food
112	180220	230	0.34	$102.94	Other frozen prepared foods	Food
113	180310	607	0.89	$178.29	Potato chips and other snacks	Food
114	180320	115	0.17	$51.09	Nuts	Food
115	180410	248	0.36	$46.66	Salt, spices, other seasonings	Food
116	180420	71	0.10	$18.79	Olives, pickles, relishes	Food
117	180510	335	0.49	$76.77	Sauces and gravies	Food
118	180520	98	0.14	$27.72	Baking needs and miscellaneous products	Food
119	180611	142	0.21	$45.36	Prepared salads	Food
120	180612	47	0.07	$14.40	Prepared desserts	Food
121	180710	555	0.82	$205.41	Miscellaneous prepared foods	Food
122	180720	.	.	.	Vitamin supplements	Food
123	190111	877	1.29	$540.52	Lunch at fast food, take-out, delivery, concession stands, buffet and cafeteria (other than employer and school cafeteria)	Food
124	190112	287	0.42	$414.16	Lunch at full service restaurants	Food
125	190113	39	0.06	$9.59	Lunch at vending machines and mobile vendors	Food
126	190114	390	0.57	$158.18	Lunch at employer and school cafeterias	Food
127	190211	635	0.93	$637.88	Dinner at fast food, take-out, delivery, concession stands, buffet and cafeteria (other than employer and school cafeteria)	Food
128	190212	368	0.54	$1,010.81	Dinner at full service restaurants	Food
129	190213	8	0.01	$4.03	Dinner at vending machines and mobile vendors	Food
130	190214	5	0.01	$1.89	Dinner at employer and school cafeterias	Food
131	190311	642	0.94	$250.78	Snacks and nonalcoholic beverages at fast food, take-out, delivery, concession stands, buffet and cafeteria (other than employer and school cafeteria)	Food
132	190312	117	0.17	$40.28	Snacks and nonalcoholic beverages at full service restaurants	Food
133	190313	192	0.28	$35.41	Snacks and nonalcoholic beverages at vending machines and mobile vendors	Food
134	190314	64	0.09	$10.05	Snacks and nonalcoholic beverages at employer and school cafeterias	Food
135	190321	659	0.97	$220.42	Breakfast and brunch at fast food, take-out, delivery, concession stands, buffet and cafeteria (other than employer and school cafeteria)	Food
136	190322	134	0.20	$135.60	Breakfast and brunch at full service restaurants	Food
137	190323	34	0.05	$9.35	Breakfast and brunch at vending machines and mobile vendors	Food
138	190324	73	0.11	$21.78	Breakfast and brunch at employer and school cafeterias	Food
Personal consumption grouping		**21,172**	**31.14**	**$8,629.61**		

Table A-2(D). In-sample 2013-15 CEX Diary expenditures by husband/wife earners with one child age 6-15 families

Personal consumption grouping=HUSBAND

Obs	UCC code	Total # of weekly expenditures	Average # of weekly expenditures per household	Average annual expenditures per household	Name of expenditure	CEX expenditure grouping
139	360210	9	0.01	$41.43	Men's coats and jackets	Apparel - Clothing
140	360311	33	0.05	$45.44	Men's underwear	Apparel - Clothing
141	360312	21	0.03	$20.58	Men's hosiery	Apparel - Clothing
142	360330	22	0.03	$27.67	Men's accessories	Apparel - Clothing
143	360340	.	.	.	Men's sweaters and vests	Apparel - Clothing
144	360350	14	0.02	$26.57	Men's active sportswear	Apparel - Clothing
145	360410	.	.	.	Men's shirts	Apparel - Clothing
146	360420	48	0.07	$96.00	Men's shirts, sweaters, and vests (new UCC Q20131)	Apparel - Clothing
147	360513	33	0.05	$84.68	Men's pants and shorts	Apparel - Clothing
148	400110	23	0.03	$82.77	Men's footwear	Footware
149	640220	45	0.07	$32.19	Shaving needs	Personal care products
Personal consumption grouping		**248**	**0.36**	**$457.32**		

Personal consumption grouping=HW

Obs	UCC code	Total # of weekly expenditures	Average # of weekly expenditures per household	Average annual expenditures per household	Name of expenditure	CEX expenditure grouping
150	200111	121	0.18	$137.96	Beer and ale	Alcohol
151	200210	2	0.00	$3.54	Whiskey	Alcohol
152	200310	81	0.12	$113.79	Wine	Alcohol
153	200410	21	0.03	$27.28	Other alcoholic beverages	Alcohol
154	200511	15	0.02	$10.28	Beer and ale at fast food, take-out, delivery, concession stands, buffet and cafeteria	Alcohol
155	200512	60	0.09	$43.61	Beer and ale at full service restaurants	Alcohol
156	200513	.	.	.	Beer and ale at vending machines and mobile vendors	Alcohol
157	200514	.	.	.	Beer at employer	Alcohol
158	200515	.	.	.	Beer at board	Alcohol
159	200516	.	.	.	Beer and ale at catered affairs	Alcohol
160	200521	3	0.00	$1.18	Wine at fast food, take-out, delivery, concession stands, buffet and cafeteria	Alcohol
161	200522	22	0.03	$23.01	Wine at full service restaurants	Alcohol
162	200523	.	.	.	Wine at vending machines and mobile vendors	Alcohol
163	200524	.	.	.	Wine at employer	Alcohol
164	200525	.	.	.	Wine at board	Alcohol
165	200526	.	.	.	Wine at catered affairs	Alcohol
166	200531	7	0.01	$3.82	Other alcoholic beverages at fast food, take-out, delivery, concession stands, buffet and cafeteria	Alcohol
167	200532	48	0.07	$51.24	Other alcoholic beverages at full service restaurants	Alcohol
168	200533	.	.	.	Other alcoholic beverages at vending machines and mobile vendors	Alcohol
169	200534	.	.	.	Other alcohol at employer	Alcohol
170	200535	.	.	.	Other alcohol at board	Alcohol
171	200536	.	.	.	Other alcoholic beverages at catered affairs	Alcohol
172	430110	8	0.01	$439.23	Watches	Apparel - Other
173	170310	153	0.23	$65.82	Roasted coffee	Food

Table A-2(D). In-sample 2013-15 CEX Diary expenditures by husband/wife earners with one child age 6-15 families

Personal consumption grouping=HW

Obs	UCC code	Total # of weekly expenditures	Average # of weekly expenditures per household	Average annual expenditures per household	Name of expenditure	CEX expenditure grouping
174	170410	130	0.19	$41.65	Instant and freeze dried coffee	Food
175	170520	154	0.23	$52.07	Tea	Food
176	200112	.	.	.	Nonalcoholic beer	Food
177	640430	.	.	.	Adult diapers (new UCC Q20111)	Health care
178	530412	9	0.01	$54.92	Taxi fares and limousine services	Private transportation - Variable
179	590110	22	0.03	$12.79	Newspapers (new UCC Q20151)	Reading
180	590210	3	0.00	$1.46	Magazines (new UCC Q20151)	Reading
181	590900	.	.	.	Newsletters	Reading
182	630220	14	0.02	$16.01	Smoking accessories	Smoking
183	630900	.	.	.	Marijuana	Smoking
Personal consumption grouping		**873**	**1.28**	**$1,099.65**		

Personal consumption grouping=NONE

Obs	UCC code	Total # of weekly expenditures	Average # of weekly expenditures per household	Average annual expenditures per household	Name of expenditure	CEX expenditure grouping
184	370120	.	.	.	Boys' sweaters (thru Q20124)	Apparel - Clothing
185	370125	29	0.04	$30.79	Boy's shirts and sweaters (new UCC Q20131)	Apparel - Clothing
186	370130	.	.	.	Boys' shirts	Apparel - Clothing
187	370211	20	0.03	$19.03	Boys' underwear	Apparel - Clothing
188	370213	15	0.02	$11.46	Boys' hosiery	Apparel - Clothing
189	370220	18	0.03	$15.89	Boys' accessories	Apparel - Clothing
190	370901	8	0.01	$70.37	Boys' uniforms and active sportswear	Apparel - Clothing
191	390110	.	.	.	Girls' coats and jackets	Apparel - Clothing
192	390120	21	0.03	$54.52	Girls' dresses and suits	Apparel - Clothing
193	390210	55	0.08	$75.02	Girls' shirts, blouses, sweaters	Apparel - Clothing
194	390230	22	0.03	$52.04	Girls' active sportswear	Apparel - Clothing
195	390310	24	0.04	$28.33	Girls' underwear and sleepwear	Apparel - Clothing
196	390321	28	0.04	$17.05	Girls' hosiery	Apparel - Clothing
197	390322	15	0.02	$11.27	Girls' accessories	Apparel - Clothing
198	410120	1	0.00	$0.46	Infant dresses, outerwear	Apparel - Clothing
199	410130	7	0.01	$9.27	Infant underwear	Apparel - Clothing
200	410140	.	.	.	Infant nightwear, loungewear	Apparel - Clothing
201	410901	.	.	.	Infant accessories	Apparel - Clothing
202	660000	176	0.26	$123.25	School supplies, etc. - unspecified	Education
203	310220	24	0.04	$32.27	Video cassettes, tapes, and discs	Entertainment - Equipment
204	310230	.	.	.	Video game hardware and software (thru Q20104)	Entertainment - Equipment
205	310231	.	.	.	Video game software (new UCC Q20111)	Entertainment - Equipment
206	310232	17	0.03	$45.64	Video game hardware and accessories (new UCC Q20111)	Entertainment - Equipment
207	310312	.	.	.	Phonographs	Entertainment - Equipment
208	310313	.	.	.	Tape recorders and players	Entertainment - Equipment
209	310315	.	.	.	Digital media players and recorders	Entertainment - Equipment

Table A-2(D). In-sample 2013-15 CEX Diary expenditures by husband/wife earners with one child age 6-15 families

Personal consumption grouping=NONE

Obs	UCC code	Total # of weekly expenditures	Average # of weekly expenditures per household	Average annual expenditures per household	Name of expenditure	CEX expenditure grouping
210	310331	1	0.00	$0.65	Miscellaneous sound equipment	Entertainment - Equipment
211	310332	9	0.01	$10.09	Sound equipment accessories	Entertainment - Equipment
212	310335	3	0.00	$4.57	Miscellaneous video equipment	Entertainment - Equipment
213	600210	30	0.04	$78.64	Athletic gear, game tables, and exercise equipment	Entertainment - Other
214	600410	9	0.01	$16.47	Camping equipment	Entertainment - Other
215	600420	22	0.03	$39.04	Hunting and fishing equipment	Entertainment - Other
216	600903	.	.	.	Global positioning system devices	Entertainment - Other
217	610110	138	0.20	$136.41	Toys, games, arts and crafts, and tricycles	Entertainment - Other
218	610220	.	.	.	Other photographic supplies	Entertainment - Other
219	610901	1	0.00	$1.29	Fireworks	Entertainment - Other
220	610902	3	0.00	$2.06	Souvenirs	Entertainment - Other
221	610903	.	.	.	Visual goods	Entertainment - Other
222	620320	.	.	.	Photographer fees	Entertainment - Other
223	620912	74	0.11	$36.63	Rental of video cassettes, tapes, films, and discs	Entertainment - Other
224	620913	.	.	.	Pinball, electronic video games	Entertainment - Other
225	690120	19	0.03	$54.90	Computer accessories	Entertainment - Other
226	610310	235	0.35	$345.75	Pet food	Entertainment - Pets
227	620420	17	0.03	$136.24	Vet services	Entertainment - Pets
228	180620	21	0.03	$10.30	Baby food	Food
229	400210	26	0.04	$113.39	Boys' footwear	Footware
230	400220	44	0.06	$150.90	Girls' footwear	Footware
231	280120	34	0.05	$53.49	Bedroom linens	Household furnishings
232	280130	.	.	.	Kitchen and dining room linens	Household furnishings
233	280140	15	0.02	$6.65	Kitchen, dining room, other linens (new UCC Q20131)	Household furnishings
234	280900	.	.	.	Other linens (thru Q20124)	Household furnishings
235	290430	.	.	.	Outdoor furniture	Household furnishings
236	300900	2	0.00	$8.45	Miscellaneous household appliances	Household furnishings
237	320130	4	0.01	$3.02	Infants' equipment	Household furnishings
238	320140	47	0.07	$20.07	Laundry and cleaning equipment	Household furnishings
239	320150	19	0.03	$60.73	Outdoor equipment	Household furnishings
240	320220	.	.	.	Lamps and lighting fixtures	Household furnishings
241	320221	28	0.04	$151.02	Lamps, lighting fixtures, ceiling fans (new UCC Q20131) Q20131)	Household furnishings
242	320232	21	0.03	$58.85	Telephones and accessories	Household furnishings
243	320233	88	0.13	$183.24	Clocks and other household decorative items	Household furnishings
244	320310	.	.	.	Plastic dinnerware (thru Q20124)	Household furnishings
245	320320	.	.	.	China and other dinnerware	Household furnishings
246	320340	.	.	.	Glassware	Household furnishings
247	320345	32	0.05	$42.86	Dinnerware, glassware, serving pieces (new UCC Q20131) Q20131)	Household furnishings
248	320350	.	.	.	Silver serving pieces	Household furnishings
249	320360	.	.	.	Other serving pieces (thru Q20124)	Household furnishings
250	320370	11	0.02	$7.14	Nonelectric cookware	Household furnishings

Table A-2(D). In-sample 2013-15 CEX Diary expenditures by husband/wife earners with one child age 6-15 families

Personal consumption grouping=NONE

Obs	UCC code	Total # of weekly expenditures	Average # of weekly expenditures per household	Average annual expenditures per household	Name of expenditure	CEX expenditure grouping
251	320380	36	0.05	$21.50	Tableware, nonelectric kitchenware	Household furnishings
252	320410	12	0.02	$20.00	Lawn and garden equipment	Household furnishings
253	320420	19	0.03	$58.29	Power tools	Household furnishings
254	320430	12	0.02	$16.58	Other hardware	Household furnishings
255	320522	.	.	.	Portable heating and cooling equipment	Household furnishings
256	320902	24	0.04	$62.71	Hand tools	Household furnishings
257	320903	.	.	.	Indoor plants, fresh flowers	Household furnishings
258	320905	75	0.11	$68.85	Miscellaneous household equipment and parts	Household furnishings
259	340913	1	0.00	$0.35	Repair of miscellaneous household equipment and furnishings furnishings	Household operations
260	330510	345	0.51	$188.18	Miscellaneous household products	Household supplies
261	330610	57	0.08	$81.57	Lawn and garden supplies	Household supplies
262	340110	52	0.08	$43.98	Postage	Household supplies
263	340120	5	0.01	$6.46	Delivery services	Household supplies
264	340520	24	0.04	$30.40	Household laundry and dry cleaning, sent out (nonclothing) not coin-operated	Household supplies
265	340530	7	0.01	$8.31	Coin-operated household laundry and dry cleaning (nonclothing)	Household supplies
266	620925	2	0.00	$14.92	Miscellaneous fees	Miscellaneous
267	620926	25	0.04	$24.44	Lotteries and pari-mutuel losses	Miscellaneous
Personal consumption grouping		**2,129**	**3.13**	**$2,976.10**		

Personal consumption grouping=VEH_OWN

Obs	UCC code	Total # of weekly expenditures	Average # of weekly expenditures per household	Average annual expenditures per household	Name of expenditure	CEX expenditure grouping
268	500110	73	0.11	$1,529.83	Vehicle insurance	Private transportation - Fixed
269	480212	8	0.01	$8.44	Vehicle products and cleaning services	Private transportation - Variable
270	490000	50	0.07	$123.49	Misc. auto repair, servicing	Private transportation - Variable
271	490316	2	0.00	$33.26	Gas tank repair, replacement	Private transportation - Variable
Personal consumption grouping		**133**	**0.20**	**$1,695.01**		

Personal consumption grouping=WIFE

Obs	UCC code	Total # of weekly expenditures	Average # of weekly expenditures per household	Average annual expenditures per household	Name of expenditure	CEX expenditure grouping
272	380110	12	0.02	$30.72	Women's coats and jackets	Apparel - Clothing
273	380210	30	0.04	$73.95	Women's dresses	Apparel - Clothing
274	380312	.	.	.	Women's vests and sweaters	Apparel - Clothing
275	380313	.	.	.	Women's shirts, tops, blouses	Apparel - Clothing
276	380315	104	0.15	$148.11	Women's sweaters, shirts, tops, vests (new UCC Q20131) Q20131)	Apparel - Clothing
277	380320	4	0.01	$10.35	Women's skirts	Apparel - Clothing
278	380333	50	0.07	$97.03	Women's pants and shorts	Apparel - Clothing
279	380340	17	0.03	$36.39	Women's active sportswear	Apparel - Clothing

Table A-2(D). In-sample 2013-15 CEX Diary expenditures by husband/wife earners with one child age 6-15 families

Personal consumption grouping=WIFE

Obs	UCC code	Total # of weekly expenditures	Average # of weekly expenditures per household	Average annual expenditures per household	Name of expenditure	CEX expenditure grouping
280	380410	15	0.02	$34.81	Women's sleepwear	Apparel - Clothing
281	380420	15	0.02	$21.92	Women's undergarments	Apparel - Clothing
282	380430	18	0.03	$17.03	Women's hosiery	Apparel - Clothing
283	380901	42	0.06	$58.15	Women's accessories	Apparel - Clothing
284	400310	49	0.07	$175.02	Women's footwear	Footware
285	640310	306	0.45	$192.43	Cosmetics, perfume, bath preparations	Personal care products
286	640410	96	0.14	$48.76	Deodorants, feminine hygiene, miscellaneous personal care care	Personal care products
Personal consumption grouping		**758**	**1.11**	**$944.66**		
		27,114	**39.87**	**$17,118.02**		

Table A-2(l). In-sample 2013-15 CEX Interview expenditures by husband/wife earners with one child age 6-15 families

Personal consumption grouping=FAMILY

Obs	UCC code	Total # of quarterly expenditures	Average # of quarterly expenditures per household	Average annual expenditures per household	Name of expenditure	CEX expenditure grouping
1	440120	248	0.20	$33.63	Coin-operated apparel laundry and dry cleaning	Apparel - Other
2	310314	10	0.01	$8.36	Personal digital audio players	Entertainment - Equipment
3	310340	117	0.09	$9.34	CDs, records, audio tapes	Entertainment - Equipment
4	310350	115	0.09	$6.19	Streaming, downloading audio	Entertainment - Equipment
5	310400	80	0.06	$4.09	Applications, games, ringtones for handheld devices (new UCC Q20112) (new UCC Q20112)	Entertainment - Equipment
6	610900	138	0.11	$25.68	Recreation expenses, out-of-town trips	Entertainment - Fees and admisssions
7	620122	64	0.05	$52.76	Participant sports, out-of-town trips	Entertainment - Fees and admisssions
8	620211	.	.	.	Movie, theater, amusement parks, and other	Entertainment - Fees and admisssions
9	620212	130	0.11	$57.20	Movie, other admissions, out-of-town trips	Entertainment - Fees and admisssions
10	620213	70	0.06	$42.13	Play, theater, opera, concert (new UCC Q20132)	Entertainment - Fees and admisssions
11	620214	461	0.37	$97.09	Movies, parks, museums (new UCC Q20132)	Entertainment - Fees and admisssions
12	620221	90	0.07	$66.43	Admission to sporting events	Entertainment - Fees and admisssions
13	620222	130	0.11	$19.04	Admission to sports events, out-of-town trips	Entertainment - Fees and admisssions
14	620310	700	0.57	$378.65	Fees for recreational lessons	Entertainment - Fees and admisssions
15	620903	138	0.11	$25.68	Other entertainment services, out-of-town trips	Entertainment - Fees and admisssions
16	600310	63	0.05	$92.16	Bicycles	Entertainment - Other
17	600430	12	0.01	$13.39	Winter sports equipment	Entertainment - Other
18	600901	18	0.01	$19.07	Water sports equipment	Entertainment - Other
19	600902	29	0.02	$10.81	Other sports equipment	Entertainment - Other
20	540000	1,139	0.92	$288.24	Prescription drugs	Health care
21	550110	148	0.12	$119.86	Eyeglasses and contact lenses	Health care
22	550320	15	0.01	$7.58	Medical equipment for general use	Health care
23	560110	539	0.44	$241.83	Physician's services	Health care
24	560210	344	0.28	$441.54	Dental services	Health care
25	560310	95	0.08	$34.50	Eyecare services	Health care
26	560330	102	0.08	$103.78	Lab tests, x-rays	Health care
27	560400	201	0.16	$89.43	Service by professionals other than physician	Health care
28	570111	67	0.05	$121.32	Hospital room and services	Health care
29	570230	33	0.03	$12.09	Other medical care services	Health care
30	570901	3	0.00	$0.37	Rental of medical equipment	Health care
31	580111	.	.	.	Traditional fee for service health plan (not BCBS)	Health care
32	580112	.	.	.	Traditional fee for service health plan (BCBS)	Health care
33	580113	.	.	.	Preferred provider health plan (not BCBS)	Health care
34	580114	.	.	.	Preferred provider health plan (BCBS)	Health care
35	580115	691	0.56	$730.27	Fee for service health plan (not BCBS) (new UCC Q20132)	Health care
36	580116	802	0.65	$916.00	Fee for service health plan (BCBS) (new UCC Q20132)	Health care
37	580311	784	0.63	$909.91	Health maintenance organization (not BCBS)	Health care

Table A-2(l). In-sample 2013-15 CEX Interview expenditures by husband/wife earners with one child age 6-15 families

Personal consumption grouping=FAMILY

Obs	UCC code	Total # of quarterly expenditures	Average # of quarterly expenditures per household	Average annual expenditures per household	Name of expenditure	CEX expenditure grouping
38	580312	458	0.37	$586.24	Health maintenance organization (BCBS)	Health care
39	580905	467	0.38	$152.19	Other health insurance (not BCBS)	Health care
40	580906	44	0.04	$5.19	Other health insurance (BCBS)	Health care
41	650310	2,321	1.88	$406.63	Personal care services	Personal care services
42	530312	82	0.07	$15.64	Local trans. on out-of-town trips	Public transportation - Fixed
43	530411	82	0.07	$9.19	Taxi fares and limousine services on trips	Public transportation - Fixed
44	530110	186	0.15	$729.01	Airline fares	Public transportation - Variable
45	530210	36	0.03	$11.30	Intercity bus fares	Public transportation - Variable
46	530311	292	0.24	$83.45	Intracity mass transit fares	Public transportation - Variable
47	530510	35	0.03	$14.79	Intercity train fares	Public transportation - Variable
48	530901	13	0.01	$13.27	Ship fares	Public transportation - Variable
49	590220	38	0.03	$3.95	Books thru book clubs	Reading
50	590230	240	0.19	$33.57	Books not thru book clubs	Reading
51	590310	116	0.09	$12.94	Newspaper, magazine by subscription	Reading
52	590410	83	0.07	$5.93	Newspaper, magazine non-subscription	Reading
53	660310	.	.	.	Encyclopedia and other sets of reference books	Reading
Personal consumption grouping		**12,069**	**9.77**	**$7,061.71**		

Personal consumption grouping=FOOD

Obs	UCC code	Total # of quarterly expenditures	Average # of quarterly expenditures per household	Average annual expenditures per household	Name of expenditure	CEX expenditure grouping
54	190903	499	0.40	$413.46	Food on out-of-town trips	Food
55	190904	186	0.15	$65.72	Food prepared by consumer unit on out-of-town trips	Food
Personal consumption grouping		**685**	**0.55**	**$479.18**		

Personal consumption grouping=HUSBAND

Obs	UCC code	Total # of quarterly expenditures	Average # of quarterly expenditures per household	Average annual expenditures per household	Name of expenditure	CEX expenditure grouping
56	360110	28	0.02	$37.38	Men's suits	Apparel - Clothing
57	360120	14	0.01	$7.59	Men's sportcoats, tailored jackets	Apparel - Clothing
58	360320	12	0.01	$0.76	Men's nightwear	Apparel - Clothing
59	360901	5	0.00	$1.50	Men's uniforms	Apparel - Clothing
60	360902	3	0.00	$0.61	Men's costumes	Apparel - Clothing
Personal consumption grouping		**62**	**0.05**	**$47.84**		

Table A-2(I). In-sample 2013-15 CEX Interview expenditures by husband/wife earners with one child age 6-15 families

Personal consumption grouping=HW

Obs	UCC code	Total # of quarterly expenditures	Average # of quarterly expenditures per household	Average annual expenditures per household	Name of expenditure	CEX expenditure grouping
61	200900	269	0.22	$68.40	Alcoholic beverages purchased on trips	Alcohol
62	430120	76	0.06	$84.76	Jewelry	Apparel - Other
63	440110	16	0.01	$2.21	Shoe repair and other shoe service	Apparel - Other
64	440130	44	0.04	$4.84	Alteration, repair and tailoring of apparel and accessories accessories	Apparel - Other
65	440140	4	0.00	$1.35	Clothing rental	Apparel - Other
66	440150	30	0.02	$8.41	Watch and jewelry repair	Apparel - Other
67	440210	670	0.54	$75.37	Apparel laundry and dry cleaning not coin-operated	Apparel - Other
68	440900	2	0.00	$1.32	Clothing storage	Apparel - Other
69	660110	28	0.02	$13.97	School books, supplies, equipment for college	Education
70	660410	.	.	.	School books, supplies, equipment for vocational and technical schools technical schools	Education
71	670110	75	0.06	$364.14	College tuition	Education
72	670410	4	0.00	$4.86	Vocational and technical school tuition	Education
73	620111	655	0.53	$237.52	Social, recreation, health club membership	Entertainment - Fees and admisssions
74	550330	9	0.01	$11.14	Supportive and convalescent medical equipment	Health care
75	550340	2	0.00	$7.35	Hearing aids	Health care
76	570220	.	.	.	Care in convalescent or nursing home	Health care
77	570240	.	.	.	Medical care in retirement community	Health care
78	570903	1	0.00	$0.11	Rental of supportive, convalescent medical equipment	Health care
79	580400	33	0.03	$60.02	Long term care insurance	Health care
80	580901	80	0.06	$30.58	Medicare payments	Health care
81	580903	10	0.01	$3.84	Commercial medicare supplement (not BCBS)	Health care
82	580904	.	.	.	Commercial medicare supplement (BCBS)	Health care
83	580907	60	0.05	$11.67	Medicare prescription drug premium	Health care
84	320901	9	0.01	$2.56	Office furniture for home use	Household furnishings
85	690115	.	.	.	Personal digital assistants	Household furnishings
86	690116	24	0.02	$3.44	Internet services away from home	Household furnishings
87	690117	44	0.04	$6.36	Portable memory	Household furnishings
88	690230	20	0.02	$7.50	Business equipment for home use	Household furnishings
89	340520	.	.	.	Household laundry and dry cleaning, sent out (nonclothing) not coin-operated	Household operations
90	340906	2	0.00	$0.00	Care for elderly, invalids, handicapped, etc.	Household operations
91	340908	3	0.00	$0.32	Rental of office equipment for nonbusiness use	Household operations
92	340910	2	0.00	$1.53	Adult day care centers	Household operations
93	680140	4	0.00	$8.21	Funeral expenses	Miscellaneous
94	680901	.	.	.	Cemetery lots, vaults, maintenance fees	Miscellaneous
95	680904	.	.	.	Dating services	Miscellaneous
96	800111	5	0.00	$5.67	Alimony expenditures	Miscellaneous
97	800121	164	0.13	$225.30	Child support expenditures	Miscellaneous
98	900002	269	0.22	$90.65	Occupational expenses	Miscellaneous
99	640130	20	0.02	$12.40	Wigs and hairpieces	Personal care products
100	640430	2	0.00	$0.55	Adult diapers	Personal care products

Table A-2(I). In-sample 2013-15 CEX Interview expenditures by husband/wife earners with one child age 6-15 families

Personal consumption grouping=HW

Obs	UCC code	Total # of quarterly expenditures	Average # of quarterly expenditures per household	Average annual expenditures per household	Name of expenditure	CEX expenditure grouping
101	520310	62	0.05	$6.64	Drivers' license	Private transportation - Variable
102	520531	610	0.49	$46.24	Parking fees in home city, excluding residence	Private transportation - Variable
103	270102	3,009	2.44	$1,337.00	Cellular phone service	Shelter - Utilities
104	270104	136	0.11	$7.77	Phone cards	Shelter - Utilities
105	630110	554	0.45	$301.38	Cigarettes	Smoking
106	630210	141	0.11	$29.58	Other tobacco products	Smoking
Personal consumption grouping		**7,148**	**5.79**	**$3,084.95**		

Table A-2(I). In-sample 2013-15 CEX Interview expenditures by husband/wife earners with one child age 6-15 families

Personal consumption grouping=NONE

Obs	UCC code	Total # of quarterly expenditures	Average # of quarterly expenditures per household	Average annual expenditures per household	Name of expenditure	CEX expenditure grouping
107	370110	56	0.05	$15.31	Boys' coats and jackets	Apparel - Clothing
108	370120	.	.	.	Boys' sweaters	Apparel - Clothing
109	370212	22	0.02	$2.23	Boys' nightwear	Apparel - Clothing
110	370311	4	0.00	$1.43	Boys' suits, sportcoats, vests	Apparel - Clothing
111	370314	251	0.20	$64.72	Boys' pants and shorts	Apparel - Clothing
112	370902	20	0.02	$2.00	Boys' costumes	Apparel - Clothing
113	370903	13	0.01	$7.39	Boys' uniforms	Apparel - Clothing
114	370904	17	0.01	$2.50	Boys' active sportswear	Apparel - Clothing
115	390110	56	0.05	$11.51	Girls' coats and jackets	Apparel - Clothing
116	390223	302	0.24	$73.16	Girls' skirts, pants, and shorts	Apparel - Clothing
117	390901	17	0.01	$6.37	Girls' uniforms	Apparel - Clothing
118	390902	31	0.03	$5.18	Girls' costumes	Apparel - Clothing
119	410110	.	.	.	Infant coat, jacket, snowsuit	Apparel - Clothing
120	410120	.	.	.	Infant dresses, outerwear	Apparel - Clothing
121	410140	.	.	.	Infant nightwear, loungewear	Apparel - Clothing
122	660210	182	0.15	$45.15	School books, supplies, equipment for elementary, high school school	Education
123	660901	1	0.00	$0.03	School books, supplies, equipment for day care, nursery	Education
124	660902	3	0.00	$1.36	School books, supplies, equipment for other schools	Education
125	670210	221	0.18	$1,005.87	Elementary and high school tuition	Education
126	670901	14	0.01	$7.92	Other schools tuition	Education
127	670902	125	0.10	$75.59	Other school expenses including rentals	Education
128	670903	52	0.04	$47.96	Test preparation, tutoring services	Education
129	690118	50	0.04	$39.86	Digital book readers (new UCC Q20112)	Education
130	270310	2,583	2.09	$753.10	Cable and satellite television services	Entertainment - Equipment
131	270311	128	0.10	$22.87	Satellite radio service	Entertainment - Equipment
132	310140	55	0.04	$119.71	Televisions	Entertainment - Equipment
133	310210	30	0.02	$9.58	VCR's and video disc players	Entertainment - Equipment
134	310220	.	.	.	Video cassettes, tapes, and discs	Entertainment - Equipment
135	310231	109	0.09	$26.97	Video game software	Entertainment - Equipment
136	310240	714	0.58	$26.40	Streaming, downloading video	Entertainment - Equipment
137	310311	.	.	.	Radios	Entertainment - Equipment
138	310316	25	0.02	$15.50	Stereos, radios, speakers, and sound components including those in vehicles (new UCC Q20132)	Entertainment - Equipment
139	310320	.	.	.	Sound components and component systems	Entertainment - Equipment
140	310334	2	0.00	$2.59	Satellite dishes	Entertainment - Equipment
141	340610	2	0.00	$0.34	Repair of tv, radio, and sound equipment	Entertainment - Equipment
142	340902	.	.	.	Rental of televisions	Entertainment - Equipment
143	340905	.	.	.	Rental of VCR, radio, and sound equipment	Entertainment - Equipment
144	610130	72	0.06	$38.21	Musical instruments and accessories	Entertainment - Equipment
145	610320	791	0.64	$150.75	Pet purchase, supplies, medicine	Entertainment - Equipment
146	620904	51	0.04	$4.87	Rental and repair of musical instruments	Entertainment - Equipment
147	620912	.	.	.	Rental of video cassettes, tapes, films, and discs	Entertainment - Equipment
148	620916	.	.	.	Rental of computer and video game hardware and software (thru Q20111)	Entertainment - Equipment

Table A-2(I). In-sample 2013-15 CEX Interview expenditures by husband/wife earners with one child age 6-15 families

Personal consumption grouping=NONE

Obs	UCC code	Total # of quarterly expenditures	Average # of quarterly expenditures per household	Average annual expenditures per household	Name of expenditure	CEX expenditure grouping
149	620917	1	0.00	$0.27	Rental of video hardware/accessories (new UCC Q20112)	Entertainment - Equipment
150	620918	37	0.03	$2.69	Rental of video game software (new UCC Q20112)	Entertainment - Equipment
151	620930	22	0.02	$1.83	Online gaming services	Entertainment - Equipment
152	690320	2	0.00	$0.42	Installation of televisions	Entertainment - Equipment
153	690330	.	.	.	Installation of satellite television equipment	Entertainment - Equipment
154	690340	1	0.00	$0.13	Installation of sound systems	Entertainment - Equipment
155	690350	.	.	.	Installation of other video equipment or sound systems	Entertainment - Equipment
156	520901	21	0.02	$8.40	Docking and landing fees	Entertainment - Other
157	520904	.	.	.	Rental noncamper trailer	Entertainment - Other
158	520907	.	.	.	Boat and trailer rental out-of-town trips	Entertainment - Other
159	600110	3	0.00	$8.67	Outboard motors	Entertainment - Other
160	600121	2	0.00	$64.78	Boat without motor and boat trailers	Entertainment - Other
161	600122	3	0.00	$110.13	Trailer and other attachable campers	Entertainment - Other
162	600132	2	0.00	$14.00	Purchase of boat with motor	Entertainment - Other
163	600141	1	0.00	$10.53	Purchase of motorized camper	Entertainment - Other
164	600142	3	0.00	$46.74	Purchase of other vehicle	Entertainment - Other
165	610120	6	0.00	$4.84	Playground equipment	Entertainment - Other
166	610140	7	0.01	$1.35	Stamp and coin collecting	Entertainment - Other
167	610210	7	0.01	$0.55	Film	Entertainment - Other
168	610230	19	0.02	$22.30	Photographic equipment	Entertainment - Other
169	620320	52	0.04	$18.34	Photographer fees	Entertainment - Other
170	620330	35	0.03	$5.60	Photo processing	Entertainment - Other
171	620905	3	0.00	$2.44	Repair and rental of photographic equipment	Entertainment - Other
172	620906	6	0.00	$0.08	Rental of boat	Entertainment - Other
173	620908	2	0.00	$1.54	Rental and repair of miscellaneous sports equipment	Entertainment - Other
174	620909	.	.	.	Rental of campers on out-of-town trips	Entertainment - Other
175	620919	16	0.01	$20.23	Rental of other vehicles on out-of-town trips	Entertainment - Other
176	620921	.	.	.	Rental of motorized camper	Entertainment - Other
177	620922	10	0.01	$1.92	Rental of other RV"s	Entertainment - Other
178	680310	7	0.01	$7.56	Live entertainment for catered affairs	Entertainment - Other
179	680320	12	0.01	$7.93	Rental of party supplies for catered affairs	Entertainment - Other
180	620410	185	0.15	$69.48	Pet services	Entertainment - Pets
181	190901	52	0.04	$19.98	Food or board at school	Food
182	190902	12	0.01	$30.71	Catered affairs	Food
183	790430	1,169	0.95	$174.57	School lunches	Food
184	230117	1	0.00	$0.32	Dishwashers (built-in), garbage disposals, range hoods, (renter) hoods, (renter)	Household furnishings
185	230118	24	0.02	$32.22	Dishwashers (built-in), garbage disposals, range hoods, (owned home) hoods, (owned home)	Household furnishings
186	230133	.	.	.	Wall-to-wall carpet (replacement) (owned home) (thru Q20111) Q20111)	Household furnishings
187	230134	.	.	.	Wall-to-wall carpet (renter) (thru Q20111)	Household furnishings
188	280210	24	0.02	$4.06	Curtains and draperies	Household furnishings
189	280220	20	0.02	$3.62	Slipcovers, decorative pillows	Household furnishings

Table A-2(l). In-sample 2013-15 CEX Interview expenditures by husband/wife earners with one child age 6-15 families

Personal consumption grouping=NONE

Obs	UCC code	Total # of quarterly expenditures	Average # of quarterly expenditures per household	Average annual expenditures per household	Name of expenditure	CEX expenditure grouping
190	280230	.	.	.	Sewing materials for slipcovers, curtains, other sewing materials for the home sewing materials for the home	Household furnishings
191	280900	.	.	.	Other linens	Household furnishings
192	290110	29	0.02	$51.94	Mattress and springs	Household furnishings
193	290120	45	0.04	$93.24	Other bedroom furniture	Household furnishings
194	290210	32	0.03	$74.83	Sofas	Household furnishings
195	290310	17	0.01	$16.03	Living room chairs	Household furnishings
196	290320	16	0.01	$11.58	Living room tables	Household furnishings
197	290410	15	0.01	$22.55	Kitchen, dining room furniture	Household furnishings
198	290420	6	0.00	$4.58	Infants' furniture	Household furnishings
199	290430	34	0.03	$28.66	Outdoor furniture	Household furnishings
200	290440	32	0.03	$48.68	Wall units, cabinets and other occasional furniture	Household furnishings
201	300111	6	0.00	$11.87	Refrigerators, freezers (renter)	Household furnishings
202	300112	26	0.02	$95.21	Refrigerators, freezers (owned home)	Household furnishings
203	300211	.	.	.	Washing machines (renter)	Household furnishings
204	300212	.	.	.	Washing machines (owned home)	Household furnishings
205	300216	9	0.01	$12.43	Clothes washer or dryer (renter) (new UCC Q20132)	Household furnishings
206	300217	20	0.02	$55.04	Clothes washer or dryer (owned home) (new UCC Q20132 Q20132)	Household furnishings
207	300221	.	.	.	Clothes dryers (renter)	Household furnishings
208	300222	.	.	.	Clothes dryers (owned home)	Household furnishings
209	300311	1	0.00	$0.24	Cooking stoves, ovens (renter)	Household furnishings
210	300312	19	0.02	$59.50	Cooking stoves, ovens (owned home)	Household furnishings
211	300321	11	0.01	$2.55	Microwave ovens (renter)	Household furnishings
212	300322	20	0.02	$12.56	Microwave ovens (owned home)	Household furnishings
213	300331	.	.	.	Portable dishwasher (renter)	Household furnishings
214	300332	1	0.00	$2.91	Portable dishwasher (owned home)	Household furnishings
215	300411	.	.	.	Window air conditioners (renter)	Household furnishings
216	300412	6	0.00	$6.99	Window air conditioners (owned home)	Household furnishings
217	320111	41	0.03	$11.16	Floor coverings, nonpermanent	Household furnishings
218	320120	27	0.02	$28.89	Window coverings	Household furnishings
219	320163	.	.	.	Wall-to-wall carpet (replacement)(renter) (thru 20111) Q20111)	Household furnishings
220	320310	.	.	.	Plastic dinnerware	Household furnishings
221	320330	10	0.01	$1.18	Flatware	Household furnishings
222	320360	.	.	.	Other serving pieces	Household furnishings
223	320511	30	0.02	$19.48	Electric floor cleaning equipment	Household furnishings
224	320512	10	0.01	$12.59	Sewing machines	Household furnishings
225	320521	125	0.10	$42.54	Small electric kitchen appliances	Household furnishings
226	320522	28	0.02	$11.14	Portable heating and cooling equipment	Household furnishings
227	320903	267	0.22	$48.23	Indoor plants, fresh flowers	Household furnishings
228	340904	1	0.00	$3.02	Rental of furniture	Household furnishings
229	690111	99	0.08	$165.49	Computers and computer hardware for nonbusiness use	Household furnishings
230	690112	.	.	.	Computer software and accessories for nonbusiness use (thru Q20111) (thru Q20111)	Household furnishings
231	690119	22	0.02	$9.13	Computer software (new UCC Q20112)	Household furnishings

Table A-2(l). In-sample 2013-15 CEX Interview expenditures by husband/wife earners with one child age 6-15 families

Personal consumption grouping=NONE

Obs	UCC code	Total # of quarterly expenditures	Average # of quarterly expenditures per household	Average annual expenditures per household	Name of expenditure	CEX expenditure grouping
232	690120	.	.	.	Computer accessories (new UCC Q20112)	Household furnishings
233	690210	.	.	.	Telephone answering devices	Household furnishings
234	690241	.	.	.	Smoke alarms (renter)	Household furnishings
235	690242	.	.	.	Smoke alarms (owned home)	Household furnishings
236	690243	.	.	.	Smoke alarms (owned vacation)	Household furnishings
237	690244	4	0.00	$0.67	Other household appliances (renter)	Household furnishings
238	690245	24	0.02	$13.73	Other household appliances (owned home)	Household furnishings
239	330511	113	0.09	$7.06	Termite/pest control products	Household operations
240	340210	157	0.13	$111.06	Babysitting and child care (new UCC Q20132)	Household operations
241	340211	.	.	.	Babysitting and child care in your own home	Household operations
242	340212	.	.	.	Babysitting and child care in someone else's home	Household operations
243	340310	336	0.27	$310.81	Housekeeping services	Household operations
244	340410	450	0.36	$152.01	Gardening, lawn care service	Household operations
245	340420	53	0.04	$5.88	Water softening service	Household operations
246	340510	91	0.07	$53.30	Moving, storage, freight	Household operations
247	340530	.	.	.	Coin-operated household laundry and dry cleaning (nonclothing)	Household operations
248	340620	26	0.02	$21.74	Appliance repair, including service center	Household operations
249	340630	4	0.00	$5.02	Reupholstering, furniture repair	Household operations
250	340901	14	0.01	$6.22	Repairs/rentals of lawn and garden equipment, hand or power tools, other household equipment	Household operations
251	340903	19	0.02	$12.71	Other home services	Household operations
252	340907	.	.	.	Appliance rental	Household operations
253	340914	113	0.09	$28.22	Services for termite/pest control	Household operations
254	340915	281	0.23	$42.89	Home security system service fee	Household operations
255	670310	185	0.15	$222.82	Day care centers, nursery, and preschools	Household operations
256	690113	9	0.01	$5.48	Repair of computer systems for nonbusiness use	Household operations
257	690114	2,991	2.42	$442.94	Computer information services	Household operations
258	690310	.	.	.	Installation of computer	Household operations
259	990900	.	.	.	Rental and installation of dishwashers, range hoods, and garbage disposals	Household operations
260	002120	48	0.04	$36.30	Other nonhealth insurance	Miscellaneous
261	005420	.	.	.	Finance, late, interest charges for credit cards (new UC Q20132)	Miscellaneous
262	005520	.	.	.	Finance, late, interest charges for student loans (new UCC Q20132)	Miscellaneous
263	005620	.	.	.	Finance, late, interest charges for other loans (new UCC Q20132)	Miscellaneous
264	620112	24	0.02	$9.26	Credit card memberships	Miscellaneous
265	620115	103	0.08	$25.34	Shopping club membership fees	Miscellaneous
266	680110	40	0.03	$204.99	Legal fees	Miscellaneous
267	680210	29	0.02	$4.17	Safe deposit box rental	Miscellaneous
268	680220	385	0.31	$28.73	Checking accounts, other bank service charges	Miscellaneous
269	680902	79	0.06	$68.34	Accounting fees	Miscellaneous
270	680905	12	0.01	$8.17	Vacation clubs	Miscellaneous
271	700110	500	0.40	$353.49	Life, endowment, annuity, other personal insurance	Miscellaneous
272	710110	.	.	.	Finance charges excluding mortgage and vehicle	Miscellaneous
273	790600	169	0.14	$46.29	Expenses for other properties	Miscellaneous

Table A-2(l). In-sample 2013-15 CEX Interview expenditures by husband/wife earners with one child age 6-15 families

Personal consumption grouping=NONE

Obs	UCC code	Total # of quarterly expenditures	Average # of quarterly expenditures per household	Average annual expenditures per household	Name of expenditure	CEX expenditure grouping
274	800804	158	0.13	$183.92	Support for college students	Miscellaneous
275	800811	1	0.00	$3.56	Gift to non-CU members of stocks, bonds, and mutual funds	Miscellaneous
276	800821	406	0.33	$291.21	Cash contributions to charities and other organizations	Miscellaneous
277	800831	1,033	0.84	$907.33	Cash contributions to church, religious organizations	Miscellaneous
278	800841	76	0.06	$68.25	Cash contribution to educational institutions	Miscellaneous
279	800851	16	0.01	$20.39	Cash contribution to political organizations	Miscellaneous
280	800861	323	0.26	$224.14	Other cash gifts	Miscellaneous
281	880210	.	.	.	Interest paid, home equity line of credit (other property)	Miscellaneous
282	530902	8	0.01	$5.56	School bus	Public transportation - Fixed
283	210110	988	0.80	$3,242.94	Rent	Shelter - Fixed
284	210210	324	0.26	$608.28	Lodging on out-of-town trips	Shelter - Fixed
285	210310	5	0.00	$10.66	Housing while attending school	Shelter - Fixed
286	210901	12	0.01	$60.78	Ground rent	Shelter - Fixed
287	210902	.	.	.	Ground rent	Shelter - Fixed
288	220121	344	0.28	$462.12	Homeowners insurance	Shelter - Fixed
289	220122	9	0.01	$10.88	Homeowners insurance	Shelter - Fixed
290	220211	2,448	1.98	$2,236.59	Property taxes	Shelter - Fixed
291	220212	233	0.19	$115.60	Property taxes	Shelter - Fixed
292	220311	1,967	1.59	$4,581.94	Mortgage interest	Shelter - Fixed
293	220312	84	0.07	$117.54	Mortgage interest	Shelter - Fixed
294	220313	86	0.07	$60.28	Interest paid, home equity loan	Shelter - Fixed
295	220314	.	.	.	Interest paid, home equity loan	Shelter - Fixed
296	220901	5	0.00	$1.77	Parking	Shelter - Fixed
297	220902	3	0.00	$0.42	Parking	Shelter - Fixed
298	230112	15	0.01	$73.88	Painting and papering	Shelter - Fixed
299	230113	36	0.03	$44.77	Plumbing and water heating	Shelter - Fixed
300	230114	89	0.07	$176.75	Heat, a/c, electrical work	Shelter - Fixed
301	230115	18	0.01	$75.12	Roofing and gutters	Shelter - Fixed
302	230121	.	.	.	Repair and replacement of hard surface flooring	Shelter - Fixed
303	230122	.	.	.	Repair and replacement of hard surface flooring	Shelter - Fixed
304	230123	.	.	.	Repair and replacement of hard surface flooring	Shelter - Fixed
305	230141	2	0.00	$0.48	Repair of built-in appliances	Shelter - Fixed
306	230142	2	0.00	$1.48	Repair of built-in appliances	Shelter - Fixed
307	230150	15	0.01	$7.40	Repair or maintenance services	Shelter - Fixed
308	230151	47	0.04	$186.43	Other repair and maintenance services	Shelter - Fixed
309	230152	24	0.02	$13.65	Repair and remodeling services	Shelter - Fixed
310	230901	68	0.06	$54.51	Property management	Shelter - Fixed
311	230902	23	0.02	$17.55	Property management	Shelter - Fixed
312	240111	14	0.01	$0.99	Paint, wallpaper, and supplies	Shelter - Fixed
313	240112	57	0.05	$21.56	Paints, wallpaper and supplies	Shelter - Fixed
314	240113	.	.	.	Paints, wallpaper, supplies	Shelter - Fixed
315	240121	14	0.01	$0.11	Tools and equipment for painting and wallpapering	Shelter - Fixed

Table A-2(l). In-sample 2013-15 CEX Interview expenditures by husband/wife earners with one child age 6-15 families

Personal consumption grouping=NONE

Obs	UCC code	Total # of quarterly expenditures	Average # of quarterly expenditures per household	Average annual expenditures per household	Name of expenditure	CEX expenditure grouping
316	240122	57	0.05	$2.32	Tools and equipment for painting and wallpapering	Shelter - Fixed
317	240123	.	.	.	Tools and equipment for painting and wallpapering	Shelter - Fixed
318	240211	2	0.00	$0.41	Materials for plastering, panels, roofing, gutters, etc. etc.	Shelter - Fixed
319	240212	18	0.01	$15.15	Materials for plaster., panel., siding, windows, doors, screens, awnings	Shelter - Fixed
320	240213	2	0.00	$0.32	Materials and equipment for roof and gutters	Shelter - Fixed
321	240214	.	.	.	Materials for plastering, paneling, roofing, gutters, downspouts, siding, windows, doors, screens, and awnings	Shelter - Fixed
322	240221	1	0.00	$0.05	Materials for patio, walk, fence, driveway, masonry, brick and stucco work brick and stucco work	Shelter - Fixed
323	240222	4	0.00	$1.12	Materials for patio, walk, fence, driveway, masonry, brick and stucco work	Shelter - Fixed
324	240223	.	.	.	Material for patio, walk, fence, drive, masonry, brick, stucco	Shelter - Fixed
325	240311	2	0.00	$0.62	Plumbing supplies and equipment	Shelter - Fixed
326	240312	19	0.02	$10.59	Plumbing supplies and equipment	Shelter - Fixed
327	240313	.	.	.	Plumbing supplies and equipment	Shelter - Fixed
328	240321	.	.	.	Electrical supplies, heating and cooling equipment	Shelter - Fixed
329	240322	13	0.01	$5.50	Electrical supplies, heating and cooling equipment	Shelter - Fixed
330	240323	.	.	.	Electrical supplies, heating and cooling equipment	Shelter - Fixed
331	320611	3	0.00	$0.04	Material for insulation, other maintenance and repair	Shelter - Fixed
332	320612	53	0.04	$38.29	Material for insulation, other maintenance and repair	Shelter - Fixed
333	320613	.	.	.	Material for insulation, other maintenance and repair	Shelter - Fixed
334	320621	.	.	.	Material for hard surface flooring	Shelter - Fixed
335	320622	.	.	.	Materials for hard surface flooring, repair and replacement	Shelter - Fixed
336	320623	.	.	.	Materials for hard surface flooring	Shelter - Fixed
337	320624	.	.	.	Flooring installation, repair, replacement (new UC Q20132)	Shelter - Fixed
338	320625	11	0.01	$118.90	Flooring installation, repair, replacement (new UC Q20132)	Shelter - Fixed
339	320626	.	.	.	Flooring installation, repair, replacement (new UC Q20132)	Shelter - Fixed
340	320631	1	0.00	$0.21	Material for landscape maintenance	Shelter - Fixed
341	320632	.	.	.	Materials for landscaping maintenance	Shelter - Fixed
342	320633	.	.	.	Materials for landscaping maintenance	Shelter - Fixed
343	340911	5	0.00	$5.54	Management and upkeep services for security	Shelter - Fixed
344	340912	5	0.00	$1.46	Management and upkeep services for security	Shelter - Fixed
345	350110	69	0.06	$15.92	Tenant's insurance	Shelter - Fixed
346	790690	.	.	.	Construction materials for jobs not started	Shelter - Fixed
347	880110	118	0.10	$108.78	Interest paid, home equity line of credit	Shelter - Fixed
348	880310	6	0.00	$1.47	Interest paid, home equity line of credit	Shelter - Fixed
349	990920	1	0.00	$0.97	Materials for additions, finishing basements, remodeling rooms remodeling rooms	Shelter - Fixed
350	990930	.	.	.	Materials to finish basement, remodel rooms or build patios, walks, etc. (maint., repair and repl. - owned properties)	Shelter - Fixed
351	990940	.	.	.	Material for finishing basements and remodeling rooms	Shelter - Fixed
352	270105	.	.	.	Voice over IP service	Shelter - Utilities
353	270106	1,744	1.41	$331.20	Residential telephone including VOIP (new UCC Q20132)	Shelter - Utilities
354	270411	253	0.20	$26.14	Trash/garb. coll. (renter)	Shelter - Utilities
355	270412	1,020	0.83	$127.33	Trash/garb. coll. (owned home)	Shelter - Utilities

Table A-2(l). In-sample 2013-15 CEX Interview expenditures by husband/wife earners with one child age 6-15 families

Personal consumption grouping=NONE

Obs	UCC code	Total # of quarterly expenditures	Average # of quarterly expenditures per household	Average annual expenditures per household	Name of expenditure	CEX expenditure grouping
356	270413	20	0.02	$3.39	Trash/garb. coll. (owned vacation)	Shelter - Utilities
357	270414	8	0.01	$1.11	Trash/garb. coll. (rented vacation)	Shelter - Utilities
Personal consumption grouping		**27,418**	**22.20**	**$21,182.16**		

Personal consumption grouping=PAYROLL

Obs	UCC code	Total # of quarterly expenditures	Average # of quarterly expenditures per household	Average annual expenditures per household	Name of expenditure	CEX expenditure grouping
358	800910	.	.	.	Deductions for government retirement	Payrolll Deductions
359	800920	.	.	.	Deductions for railroad retirement	Payrolll Deductions
360	800931	.	.	.	Deductions for private pensions	Payrolll Deductions
361	800932	.	.	.	Non-payroll deposit to retirement plans	Payrolll Deductions
362	800940	.	.	.	Deductions for Social Security	Payrolll Deductions
Personal consumption grouping		**0**	**0.00**	**$0.00**		

Personal consumption grouping=UTIL

Obs	UCC code	Total # of quarterly expenditures	Average # of quarterly expenditures per household	Average annual expenditures per household	Name of expenditure	CEX expenditure grouping
363	250111	.	.	.	Fuel oil (renter)	Shelter - Utilities
364	250112	27	0.02	$48.37	Fuel oil (owned home)	Shelter - Utilities
365	250113	.	.	.	Fuel oil (owned vacation)	Shelter - Utilities
366	250114	3	0.00	$6.32	Fuel oil (rented vacation)	Shelter - Utilities
367	250211	13	0.01	$6.90	Gas, btld/tank (renter)	Shelter - Utilities
368	250212	40	0.03	$18.08	Gas, btld/tank (owned home)	Shelter - Utilities
369	250213	24	0.02	$5.26	Gas, btld/tank (owned vacation)	Shelter - Utilities
370	250214	.	.	.	Gas, btld/tank (rented vacation)	Shelter - Utilities
371	250911	2	0.00	$0.39	Coal, wood, other fuels (renter)	Shelter - Utilities
372	250912	4	0.00	$2.59	Coal, wood, other fuels (owned home)	Shelter - Utilities
373	250913	.	.	.	Coal, wood, other fuels (owned vacation)	Shelter - Utilities
374	250914	.	.	.	Coal, wood, other fuels (rented vacation)	Shelter - Utilities
375	260111	864	0.70	$331.30	Electricity (renter)	Shelter - Utilities
376	260112	2,375	1.92	$1,208.03	Electricity (owned home)	Shelter - Utilities
377	260113	35	0.03	$3.61	Electricity (owned vacation)	Shelter - Utilities
378	260114	14	0.01	$7.31	Electricity (rented vacation)	Shelter - Utilities
379	260211	422	0.34	$75.12	Utility--natural gas (renter)	Shelter - Utilities
380	260212	1,499	1.21	$328.60	Utility--natural gas (owned home)	Shelter - Utilities
381	260213	10	0.01	$1.19	Utility--natural gas (owned vacation)	Shelter - Utilities
382	260214	8	0.01	$3.82	Utility--natural gas (rented vacation)	Shelter - Utilities
383	270101	.	.	.	Residential telephone/pay phones	Shelter - Utilities
384	270211	422	0.34	$93.17	Water/sewer maint. (renter)	Shelter - Utilities
385	270212	1,692	1.37	$378.79	Water/sewer maint. (owned home)	Shelter - Utilities

Table A-2(l). In-sample 2013-15 CEX Interview expenditures by husband/wife earners with one child age 6-15 families

Personal consumption grouping=UTIL

Obs	UCC code	Total # of quarterly expenditures	Average # of quarterly expenditures per household	Average annual expenditures per household	Name of expenditure	CEX expenditure grouping
386	270213	10	0.01	$0.92	Water/sewer maint. (owned vacation)	Shelter - Utilities
387	270214	11	0.01	$2.30	Water/sewer maint. (rented vacation)	Shelter - Utilities
388	270901	.	.	.	Septic tank clean. (renter)	Shelter - Utilities
389	270902	8	0.01	$4.40	Septic tank clean. (owned home)	Shelter - Utilities
390	270903	.	.	.	Septic tank clean. (owned vacation)	Shelter - Utilities
391	270904	.	.	.	Septic tank clean. (rented vacation)	Shelter - Utilities
Personal consumption grouping		**7,483**	**6.06**	**$2,526.46**		

Personal consumption grouping=VEH_OPR

Obs	UCC code	Total # of quarterly expenditures	Average # of quarterly expenditures per household	Average annual expenditures per household	Name of expenditure	CEX expenditure grouping
392	520532	70	0.06	$14.20	Parking fees, out-of-town trips	Private transportation - Fixed
393	520542	83	0.07	$5.66	Tolls on out-of-town trips	Private transportation - Fixed
394	470111	3,287	2.66	$2,817.66	Gasoline	Private transportation - Variable
395	470112	132	0.11	$80.12	Diesel fuel	Private transportation - Variable
396	470113	362	0.29	$146.73	Gasoline on out-of-town trips	Private transportation - Variable
397	470211	245	0.20	$12.35	Motor oil	Private transportation - Variable
398	470212	362	0.29	$1.48	Motor oil on out-of-town trips	Private transportation - Variable
399	490312	558	0.45	$107.10	Lube, oil change, and oil filters	Private transportation - Variable
400	520541	638	0.52	$58.10	Tolls or electronic toll passes	Private transportation - Variable
Personal consumption grouping		**5,737**	**4.65**	**$3,243.39**		

Personal consumption grouping=VEH_OWN

Obs	UCC code	Total # of quarterly expenditures	Average # of quarterly expenditures per household	Average annual expenditures per household	Name of expenditure	CEX expenditure grouping
401	450110	12	0.01	$925.06	New cars	Private transportation - Fixed
402	450210	12	0.01	$1,376.77	New trucks	Private transportation - Fixed
403	450220	2	0.00	$96.19	New motorcycles	Private transportation - Fixed
404	450310	.	.	.	Car lease payments	Private transportation - Fixed
405	450313	.	.	.	Cash downpayment (car lease)	Private transportation - Fixed
406	450314	.	.	.	Termination fee (car lease)	Private transportation - Fixed
407	450350	251	0.20	$393.54	Car/truck lease payments (new UCC Q20132)	Private transportation - Fixed
408	450351	3	0.00	$0.01	Extra fees for car/truck lease (new UCC Q20132)	Private transportation - Fixed
409	450352	1	0.00	$16.19	Trade in allowance for car/truck lease (new UCC Q20132)	Private transportation - Fixed
410	450353	2	0.00	$41.46	Cash downpayment car/truck lease (new UCC Q20132	Private transportation - Fixed
411	450354	1	0.00	$16.19	Termination fee for car/truck lease (new UCC Q20132)	Private transportation - Fixed
412	450410	.	.	.	Truck lease payments	Private transportation - Fixed
413	450413	.	.	.	Cash downpayment (truck lease)	Private transportation - Fixed
414	450414	.	.	.	Termination fee (truck lease)	Private transportation - Fixed
415	450900	.	.	.	New aircraft	Private transportation - Fixed
416	460110	21	0.02	$728.76	Used cars	Private transportation - Fixed

Table A-2(l). In-sample 2013-15 CEX Interview expenditures by husband/wife earners with one child age 6-15 families

Personal consumption grouping=VEH_OWN

Obs	UCC code	Total # of quarterly expenditures	Average # of quarterly expenditures per household	Average annual expenditures per household	Name of expenditure	CEX expenditure grouping
417	460901	29	0.02	$1,095.74	Used trucks	Private transportation - Fixed
418	460902	3	0.00	$12.50	Used motorcycles	Private transportation - Fixed
419	460903	.	.	.	Used aircraft	Private transportation - Fixed
420	480213	138	0.11	$37.02	Parts, equipment, and accessories	Private transportation - Fixed
421	480214	.	.	.	Vehicle audio equipment	Private transportation - Fixed
422	480215	.	.	.	Vehicle video equipment	Private transportation - Fixed
423	490110	21	0.02	$55.92	Body work and painting	Private transportation - Fixed
424	490900	12	0.01	$14.10	Auto repair service policy	Private transportation - Fixed
425	510110	805	0.65	$123.03	Automobile finance charges	Private transportation - Fixed
426	510901	852	0.69	$147.17	Truck finance charges	Private transportation - Fixed
427	510902	59	0.05	$10.74	Motorcycle and plane finance charges	Private transportation - Fixed
428	520110	319	0.26	$135.30	Vehicle registration state/local	Private transportation - Fixed
429	520410	105	0.09	$12.29	Vehicle inspection	Private transportation - Fixed
430	520511	.	.	.	Auto rental	Private transportation - Fixed
431	520512	.	.	.	Auto rental, out-of-town trips	Private transportation - Fixed
432	520516	121	0.10	$34.09	Auto/truck rental (new UCC Q20132)	Private transportation - Fixed
433	520517	28	0.02	$24.18	Auto/truck rental, out-of-town trips (new UCC Q20132)	Private transportation - Fixed
434	520521	.	.	.	Truck rental	Private transportation - Fixed
435	520522	.	.	.	Truck rental, out-of-town trips	Private transportation - Fixed
436	520560	.	.	.	Global positioning services	Private transportation - Fixed
437	520902	.	.	.	Motorcycle rental	Private transportation - Fixed
438	520903	.	.	.	Aircraft rental	Private transportation - Fixed
439	520905	.	.	.	Motorcycle rental, out-of-town trips	Private transportation - Fixed
440	520906	.	.	.	Aircraft rental, out-of-town trips	Private transportation - Fixed
441	620113	.	.	.	Automobile service clubs	Private transportation - Fixed
442	620114	97	0.08	$25.49	Automobile service clubs and GPS services (new UCC Q20132) Q20132)	Private transportation - Fixed
443	850300	82	0.07	$14.50	Other vehicle finance charges	Private transportation - Fixed
444	470220	321	0.26	$7.90	Coolant, brake fluid, transmission fluid, and other additives	Private transportation - Variable
445	480110	119	0.10	$148.68	Tires - purchased, replaced, installed	Private transportation - Variable
446	490211	.	.	.	Clutch, transmission repair	Private transportation - Variable
447	490212	.	.	.	Drive shaft and rear-end repair	Private transportation - Variable
448	490221	.	.	.	Brake work, including adjustments	Private transportation - Variable
449	490231	.	.	.	Repair to steering or front-end	Private transportation - Variable
450	490232	.	.	.	Repair to engine cooling system	Private transportation - Variable
451	490300	138	0.11	$217.52	Vehicle or engine repairs (new UCC Q20132)	Private transportation - Variable
452	490311	55	0.04	$69.33	Motor tune-up	Private transportation - Variable
453	490313	33	0.03	$19.24	Front-end alignment, wheel balance and rotation	Private transportation - Variable

Table A-2(l). In-sample 2013-15 CEX Interview expenditures by husband/wife earners with one child age 6-15 families

Personal consumption grouping=VEH_OWN

Obs	UCC code	Total # of quarterly expenditures	Average # of quarterly expenditures per household	Average annual expenditures per household	Name of expenditure	CEX expenditure grouping
454	490314	7	0.01	$11.54	Shock absorber replacement	Private transportation - Variable
455	490318	120	0.10	$152.13	Repair tires and other repair work	Private transportation - Variable
456	490319	.	.	.	Vehicle air conditioning repair	Private transportation - Variable
457	490411	.	.	.	Exhaust system repair	Private transportation - Variable
458	490412	.	.	.	Electrical system repair	Private transportation - Variable
459	490413	.	.	.	Motor repair, replacement	Private transportation - Variable
460	520550	9	0.01	$2.79	Towing charges	Private transportation - Variable
Personal consumption grouping		**3,778**	**3.06**	**$5,965.39**		

Personal consumption grouping=WIFE

Obs	UCC code	Total # of quarterly expenditures	Average # of quarterly expenditures per household	Average annual expenditures per household	Name of expenditure	CEX expenditure grouping
461	380311	14	0.01	$6.11	Women's sportcoats, tailored jackets	Apparel - Clothing
462	380510	14	0.01	$12.86	Women's suits	Apparel - Clothing
463	380902	6	0.00	$1.31	Women's uniforms	Apparel - Clothing
464	380903	5	0.00	$0.99	Women's costumes	Apparel - Clothing
Personal consumption grouping		**39**	**0.03**	**$21.28**		
		64,419	**52.16**	**$43,612.37**		

Table A-3(D). In-sample 2013-15 CEX Diary expenditures by husband/wife earners with two children ages 6-15 families

Personal consumption grouping=FAMILY

Obs	UCC code	Total # of weekly expenditures	Average # of weekly expenditures per household	Average annual expenditures per household	Name of expenditure	CEX expenditure grouping
1	420110	.	.	.	Material for making clothes	Apparel - Other
2	420115	53	0.04	$18.97	Material and supplies for sewing, needlework, quilting (includes household items) (new UCC Q20131) quilting (includes household items) (new UCC	Apparel - Other
3	420120	.	.	.	Sewing patterns and notions	Apparel - Other
4	620121	109	0.08	$485.20	Fees for participant sports	Entertainment - Fees and admisssions
5	550210	389	0.28	$140.68	Nonprescription drugs	Health care
6	550310	224	0.16	$60.84	Topicals and dressings	Health care
7	550410	99	0.07	$96.93	Nonprescription vitamins	Health care
8	570902	.	.	.	Repair of medical equipment	Health care
9	280110	68	0.05	$29.09	Bathroom linens	Household furnishings
10	320904	45	0.03	$38.53	Closet and storage items	Household furnishings
11	430130	20	0.01	$21.92	Luggage	Household furnishings
12	330110	435	0.31	$130.55	Soaps and detergents	Household supplies
13	330210	459	0.33	$101.46	Other laundry cleaning products	Household supplies
14	330310	649	0.47	$185.10	Cleansing and toilet tissue, paper towels and napkins napkins	Household supplies
15	330410	493	0.35	$96.77	Stationery, stationery supplies, giftwrap	Household supplies
16	680903	38	0.03	$55.86	Miscellaneous personal services	Miscellaneous
17	640110	344	0.25	$110.45	Hair care products	Personal care products
18	640120	85	0.06	$24.15	Nonelectric articles for the hair	Personal care products
19	640210	302	0.22	$60.90	Oral hygiene products, articles	Personal care products
20	640420	13	0.01	$16.45	Electric personal care appliances	Personal care products
21	650900	.	.	.	Repair of personal care appliances	Personal care products
Personal consumption grouping		**3,825**	**2.74**	**$1,673.85**		

Table A-3(D). In-sample 2013-15 CEX Diary expenditures by husband/wife earners with two children ages 6-15 families

Personal consumption grouping=FOOD

Obs	UCC code	Total # of weekly expenditures	Average # of weekly expenditures per household	Average annual expenditures per household	Name of expenditure	CEX expenditure grouping
22	010110	95	0.07	$15.79	Flour	Food
23	010120	202	0.14	$25.86	Prepared flour mixes	Food
24	010210	1,043	0.75	$163.89	Ready-to-eat and cooked cereals	Food
25	010310	212	0.15	$45.73	Rice	Food
26	010320	595	0.43	$68.55	Pasta, cornmeal and other cereal products	Food
27	020110	864	0.62	$69.70	White bread	Food
28	020210	1,152	0.83	$104.79	Bread, other than white	Food
29	020310	813	0.58	$94.71	Biscuits and rolls	Food
30	020410	268	0.19	$63.97	Cakes and cupcakes	Food
31	020510	590	0.42	$93.89	Cookies	Food
32	020610	515	0.37	$71.85	Crackers	Food
33	020620	79	0.06	$8.21	Bread and cracker products	Food
34	020710	241	0.17	$40.72	Sweetrolls, coffee cakes, doughnuts	Food
35	020810	330	0.24	$49.97	Frozen and refrigerated bakery products	Food
36	020820	151	0.11	$25.12	Pies, tarts, turnovers	Food
37	030110	493	0.35	$154.90	Ground beef	Food
38	030210	30	0.02	$9.97	Chuck roast	Food
39	030310	19	0.01	$7.43	Round roast	Food
40	030410	66	0.05	$23.33	Other roast	Food
41	030510	109	0.08	$25.28	Round steak	Food
42	030610	120	0.09	$31.70	Sirloin steak	Food
43	030710	181	0.13	$55.92	Other steak	Food
44	030810	82	0.06	$23.89	Other beef	Food
45	040110	245	0.18	$57.55	Bacon	Food
46	040210	131	0.09	$40.64	Pork chops	Food
47	040310	195	0.14	$50.79	Ham, not canned	Food
48	040410	180	0.13	$55.63	Other pork	Food
49	040510	276	0.20	$51.78	Sausage	Food
50	040610	8	0.01	$2.13	Canned ham	Food
51	050110	231	0.17	$39.30	Frankfurters	Food
52	050210	274	0.20	$45.12	Bologna, liverwurst, salami	Food
53	050310	577	0.41	$105.21	Other lunchmeats	Food
54	050410	29	0.02	$14.28	Lamb and organ meats	Food
55	050900	9	0.01	$22.29	Mutton, goat and game	Food
56	060110	284	0.20	$59.59	Fresh and frozen whole chicken	Food
57	060210	631	0.45	$158.94	Fresh and frozen chicken parts	Food
58	060310	221	0.16	$54.36	Other poultry	Food
59	070110	169	0.12	$31.86	Canned fish and seafood	Food
60	070230	255	0.18	$107.59	Fresh fish and shellfish	Food
61	070240	200	0.14	$72.60	Frozen fish and shellfish	Food
62	080110	656	0.47	$86.97	Eggs	Food
63	090110	1,385	0.99	$214.43	Fresh milk, all types	Food

Table A-3(D). In-sample 2013-15 CEX Diary expenditures by husband/wife earners with two children ages 6-15 families

Personal consumption grouping=FOOD

Obs	UCC code	Total # of weekly expenditures	Average # of weekly expenditures per household	Average annual expenditures per household	Name of expenditure	CEX expenditure grouping
64	090210	340	0.24	$39.26	Cream	Food
65	100110	228	0.16	$36.56	Butter	Food
66	100210	1,480	1.06	$251.67	Cheese	Food
67	100410	528	0.38	$96.48	Ice cream and related products	Food
68	100510	721	0.52	$108.08	Miscellaneous dairy products	Food
69	110110	504	0.36	$82.48	Apples	Food
70	110210	869	0.62	$71.50	Bananas	Food
71	110310	317	0.23	$58.41	Oranges	Food
72	110410	1,706	1.22	$229.83	Other fresh fruits	Food
73	110510	723	0.52	$68.25	Citrus fruits, excluding oranges	Food
74	120110	428	0.31	$62.96	Potatoes	Food
75	120210	444	0.32	$49.86	Lettuce	Food
76	120310	479	0.34	$58.22	Tomatoes	Food
77	120410	2,382	1.71	$198.79	Other fresh vegetables	Food
78	130110	23	0.02	$2.24	Frozen orange juice	Food
79	130121	50	0.04	$11.78	Frozen fruits	Food
80	130122	36	0.03	$4.40	Frozen fruit juices	Food
81	130211	164	0.12	$24.58	Fresh fruit juice	Food
82	130212	734	0.53	$90.10	Canned and bottled fruit juice	Food
83	130310	237	0.17	$28.34	Canned fruits	Food
84	130320	80	0.06	$11.47	Dried fruit	Food
85	140110	467	0.34	$60.10	Frozen vegetables	Food
86	140210	326	0.23	$33.65	Canned beans	Food
87	140220	182	0.13	$19.65	Canned corn	Food
88	140230	332	0.24	$38.00	Canned miscellaneous vegetables	Food
89	140310	5	0.00	$0.49	Dried processed vegetables	Food
90	140320	7	0.01	$1.22	Dried peas	Food
91	140330	44	0.03	$6.14	Dried beans	Food
92	140340	127	0.09	$18.05	Dried miscellaneous vegetables	Food
93	140410	11	0.01	$0.44	Frozen vegetable juices	Food
94	140420	279	0.20	$30.48	Fresh and canned vegetable juices	Food
95	150110	958	0.69	$136.70	Candy and chewing gum	Food
96	150211	192	0.14	$23.79	Sugar	Food
97	150212	19	0.01	$4.47	Artificial sweeteners	Food
98	150310	332	0.24	$48.62	Jams, preserves, other sweets	Food
99	160110	72	0.05	$10.27	Margarine	Food
100	160211	219	0.16	$47.19	Fats and oils	Food
101	160212	318	0.23	$44.99	Salad dressings	Food
102	160310	210	0.15	$31.01	Nondairy cream and imitation milk	Food
103	160320	206	0.15	$38.67	Peanut butter	Food
104	170110	775	0.56	$97.01	Cola	Food
105	170210	812	0.58	$101.54	Other carbonated drinks	Food

Table A-3(D). In-sample 2013-15 CEX Diary expenditures by husband/wife earners with two children ages 6-15 families

Personal consumption grouping=FOOD

Obs	UCC code	Total # of weekly expenditures	Average # of weekly expenditures per household	Average annual expenditures per household	Name of expenditure	CEX expenditure grouping
106	170510	306	0.22	$41.91	Noncarbonated fruit flavored drinks, including non-frozen lemonade non-frozen lemonade	Food
107	170531	141	0.10	$28.82	Other noncarbonated beverages and ice	Food
108	170532	540	0.39	$91.79	Bottled water	Food
109	170533	166	0.12	$34.29	Sports drinks	Food
110	180110	530	0.38	$72.71	Canned and packaged soups	Food
111	180210	374	0.27	$82.87	Frozen meals	Food
112	180220	535	0.38	$130.92	Other frozen prepared foods	Food
113	180310	1,615	1.16	$239.05	Potato chips and other snacks	Food
114	180320	302	0.22	$72.58	Nuts	Food
115	180410	675	0.48	$71.75	Salt, spices, other seasonings	Food
116	180420	158	0.11	$21.63	Olives, pickles, relishes	Food
117	180510	916	0.66	$98.38	Sauces and gravies	Food
118	180520	281	0.20	$41.48	Baking needs and miscellaneous products	Food
119	180611	367	0.26	$58.46	Prepared salads	Food
120	180612	174	0.12	$22.74	Prepared desserts	Food
121	180710	1,419	1.02	$270.41	Miscellaneous prepared foods	Food
122	180720	.	.	.	Vitamin supplements	Food
123	190111	1,984	1.42	$664.64	Lunch at fast food, take-out, delivery, concession stands, buffet and cafeteria (other than employer and school cafeteria)	Food
124	190112	558	0.40	$466.22	Lunch at full service restaurants	Food
125	190113	111	0.08	$20.00	Lunch at vending machines and mobile vendors	Food
126	190114	1,059	0.76	$239.06	Lunch at employer and school cafeterias	Food
127	190211	1,251	0.90	$801.73	Dinner at fast food, take-out, delivery, concession stands, buffet and cafeteria (other than employer and school cafeteria)	Food
128	190212	829	0.59	$1,240.04	Dinner at full service restaurants	Food
129	190213	18	0.01	$6.62	Dinner at vending machines and mobile vendors	Food
130	190214	22	0.02	$7.46	Dinner at employer and school cafeterias	Food
131	190311	1,296	0.93	$272.99	Snacks and nonalcoholic beverages at fast food, take-out, delivery, concession stands, buffet and cafeteria (other than employer and school cafeteria)	Food
132	190312	211	0.15	$74.36	Snacks and nonalcoholic beverages at full service restaurants	Food
133	190313	314	0.23	$32.40	Snacks and nonalcoholic beverages at vending machines and mobile vendors	Food
134	190314	128	0.09	$13.66	Snacks and nonalcoholic beverages at employer and school cafeterias	Food
135	190321	1,129	0.81	$215.00	Breakfast and brunch at fast food, take-out, delivery, concession stands, buffet and cafeteria (other than employer and school cafeteria)	Food
136	190322	268	0.19	$145.66	Breakfast and brunch at full service restaurants	Food
137	190323	38	0.03	$6.14	Breakfast and brunch at vending machines and mobile vendors	Food
138	190324	124	0.09	$16.48	Breakfast and brunch at employer and school cafeterias	Food
Personal consumption grouping		**50,411**	**36.16**	**$10,526.23**		

Table A-3(D). In-sample 2013-15 CEX Diary expenditures by husband/wife earners with two children ages 6-15 families

Personal consumption grouping=HUSBAND

Obs	UCC code	Total # of weekly expenditures	Average # of weekly expenditures per household	Average annual expenditures per household	Name of expenditure	CEX expenditure grouping
139	360210	18	0.01	$41.26	Men's coats and jackets	Apparel - Clothing
140	360311	53	0.04	$30.95	Men's underwear	Apparel - Clothing
141	360312	32	0.02	$11.51	Men's hosiery	Apparel - Clothing
142	360330	53	0.04	$38.67	Men's accessories	Apparel - Clothing
143	360340	.	.	.	Men's sweaters and vests	Apparel - Clothing
144	360350	18	0.01	$17.62	Men's active sportswear	Apparel - Clothing
145	360410	.	.	.	Men's shirts	Apparel - Clothing
146	360420	73	0.05	$82.14	Men's shirts, sweaters, and vests (new UCC Q20131)	Apparel - Clothing
147	360513	74	0.05	$93.78	Men's pants and shorts	Apparel - Clothing
148	400110	62	0.04	$139.60	Men's footwear	Footware
149	640220	105	0.08	$41.59	Shaving needs	Personal care products
Personal consumption grouping		**488**	**0.35**	**$497.11**		

Personal consumption grouping=HW

Obs	UCC code	Total # of weekly expenditures	Average # of weekly expenditures per household	Average annual expenditures per household	Name of expenditure	CEX expenditure grouping
150	200111	273	0.20	$154.38	Beer and ale	Alcohol
151	200210	9	0.01	$10.30	Whiskey	Alcohol
152	200310	169	0.12	$128.66	Wine	Alcohol
153	200410	48	0.03	$30.56	Other alcoholic beverages	Alcohol
154	200511	46	0.03	$12.50	Beer and ale at fast food, take-out, delivery, concession stands, buffet and cafeteria	Alcohol
155	200512	144	0.10	$63.52	Beer and ale at full service restaurants	Alcohol
156	200513	4	0.00	$1.50	Beer and ale at vending machines and mobile vendors	Alcohol
157	200514	.	.	.	Beer at employer	Alcohol
158	200515	.	.	.	Beer at board	Alcohol
159	200516	1	0.00	$4.88	Beer and ale at catered affairs	Alcohol
160	200521	7	0.01	$2.13	Wine at fast food, take-out, delivery, concession stands, buffet and cafeteria	Alcohol
161	200522	70	0.05	$50.78	Wine at full service restaurants	Alcohol
162	200523	1	0.00	$0.85	Wine at vending machines and mobile vendors	Alcohol
163	200524	1	0.00	$0.70	Wine at employer	Alcohol
164	200525	.	.	.	Wine at board	Alcohol
165	200526	1	0.00	$6.31	Wine at catered affairs	Alcohol
166	200531	21	0.02	$6.01	Other alcoholic beverages at fast food, take-out, delivery, concession stands, buffet and cafeteria	Alcohol
167	200532	95	0.07	$51.37	Other alcoholic beverages at full service restaurants	Alcohol
168	200533	.	.	.	Other alcoholic beverages at vending machines and mobile vendors	Alcohol
169	200534	1	0.00	$0.68	Other alcohol at employer	Alcohol
170	200535	.	.	.	Other alcohol at board	Alcohol
171	200536	.	.	.	Other alcoholic beverages at catered affairs	Alcohol
172	430110	15	0.01	$100.04	Watches	Apparel - Other
173	170310	349	0.25	$80.34	Roasted coffee	Food

Table A-3(D). In-sample 2013-15 CEX Diary expenditures by husband/wife earners with two children ages 6-15 families

Personal consumption grouping=HW

Obs	UCC code	Total # of weekly expenditures	Average # of weekly expenditures per household	Average annual expenditures per household	Name of expenditure	CEX expenditure grouping
174	170410	282	0.20	$47.81	Instant and freeze dried coffee	Food
175	170520	303	0.22	$46.84	Tea	Food
176	200112	1	0.00	$0.06	Nonalcoholic beer	Food
177	640430	.	.	.	Adult diapers (new UCC Q20111)	Health care
178	530412	32	0.02	$20.38	Taxi fares and limousine services	Private transportation - Variable
179	590110	32	0.02	$13.73	Newspapers (new UCC Q20151)	Reading
180	590210	10	0.01	$10.47	Magazines (new UCC Q20151)	Reading
181	590900	.	.	.	Newsletters	Reading
182	630220	29	0.02	$23.39	Smoking accessories	Smoking
183	630900	.	.	.	Marijuana	Smoking
Personal consumption grouping		**1,944**	**1.39**	**$868.19**		

Personal consumption grouping=NONE

Obs	UCC code	Total # of weekly expenditures	Average # of weekly expenditures per household	Average annual expenditures per household	Name of expenditure	CEX expenditure grouping
184	370120	.	.	.	Boys' sweaters (thru Q20124)	Apparel - Clothing
185	370125	120	0.09	$72.56	Boy's shirts and sweaters (new UCC Q20131)	Apparel - Clothing
186	370130	.	.	.	Boys' shirts	Apparel - Clothing
187	370211	74	0.05	$41.47	Boys' underwear	Apparel - Clothing
188	370213	54	0.04	$22.64	Boys' hosiery	Apparel - Clothing
189	370220	28	0.02	$17.12	Boys' accessories	Apparel - Clothing
190	370901	52	0.04	$68.46	Boys' uniforms and active sportswear	Apparel - Clothing
191	390110	.	.	.	Girls' coats and jackets	Apparel - Clothing
192	390120	46	0.03	$52.85	Girls' dresses and suits	Apparel - Clothing
193	390210	225	0.16	$137.19	Girls' shirts, blouses, sweaters	Apparel - Clothing
194	390230	64	0.05	$47.88	Girls' active sportswear	Apparel - Clothing
195	390310	54	0.04	$36.41	Girls' underwear and sleepwear	Apparel - Clothing
196	390321	46	0.03	$18.03	Girls' hosiery	Apparel - Clothing
197	390322	30	0.02	$15.43	Girls' accessories	Apparel - Clothing
198	410120	13	0.01	$4.50	Infant dresses, outerwear	Apparel - Clothing
199	410130	57	0.04	$46.34	Infant underwear	Apparel - Clothing
200	410140	6	0.00	$2.96	Infant nightwear, loungewear	Apparel - Clothing
201	410901	15	0.01	$5.84	Infant accessories	Apparel - Clothing
202	660000	370	0.27	$168.42	School supplies, etc. - unspecified	Education
203	310220	66	0.05	$42.23	Video cassettes, tapes, and discs	Entertainment - Equipment
204	310230	.	.	.	Video game hardware and software (thru Q20104)	Entertainment - Equipment
205	310231	.	.	.	Video game software (new UCC Q20111)	Entertainment - Equipment
206	310232	44	0.03	$152.26	Video game hardware and accessories (new UCC Q20111)	Entertainment - Equipment
207	310312	.	.	.	Phonographs	Entertainment - Equipment
208	310313	.	.	.	Tape recorders and players	Entertainment - Equipment
209	310315	.	.	.	Digital media players and recorders	Entertainment - Equipment

Table A-3(D). In-sample 2013-15 CEX Diary expenditures by husband/wife earners with two children ages 6-15 families

Personal consumption grouping=NONE

Obs	UCC code	Total # of weekly expenditures	Average # of weekly expenditures per household	Average annual expenditures per household	Name of expenditure	CEX expenditure grouping
210	310331	2	0.00	$3.57	Miscellaneous sound equipment	Entertainment - Equipment
211	310332	30	0.02	$37.22	Sound equipment accessories	Entertainment - Equipment
212	310335	9	0.01	$16.67	Miscellaneous video equipment	Entertainment - Equipment
213	600210	108	0.08	$165.09	Athletic gear, game tables, and exercise equipment	Entertainment - Other
214	600410	32	0.02	$40.84	Camping equipment	Entertainment - Other
215	600420	52	0.04	$193.30	Hunting and fishing equipment	Entertainment - Other
216	600903	2	0.00	$11.37	Global positioning system devices	Entertainment - Other
217	610110	475	0.34	$256.07	Toys, games, arts and crafts, and tricycles	Entertainment - Other
218	610220	.	.	.	Other photographic supplies	Entertainment - Other
219	610901	6	0.00	$5.03	Fireworks	Entertainment - Other
220	610902	6	0.00	$22.73	Souvenirs	Entertainment - Other
221	610903	4	0.00	$0.52	Visual goods	Entertainment - Other
222	620320	.	.	.	Photographer fees	Entertainment - Other
223	620912	163	0.12	$41.58	Rental of video cassettes, tapes, films, and discs	Entertainment - Other
224	620913	8	0.01	$6.58	Pinball, electronic video games	Entertainment - Other
225	690120	46	0.03	$70.47	Computer accessories	Entertainment - Other
226	610310	381	0.27	$236.99	Pet food	Entertainment - Pets
227	620420	30	0.02	$166.23	Vet services	Entertainment - Pets
228	180620	74	0.05	$23.65	Baby food	Food
229	400210	126	0.09	$236.31	Boys' footwear	Footware
230	400220	120	0.09	$110.79	Girls' footwear	Footware
231	280120	72	0.05	$89.14	Bedroom linens	Household furnishings
232	280130	.	.	.	Kitchen and dining room linens	Household furnishings
233	280140	27	0.02	$7.87	Kitchen, dining room, other linens (new UCC Q20131)	Household furnishings
234	280900	.	.	.	Other linens (thru Q20124)	Household furnishings
235	290430	.	.	.	Outdoor furniture	Household furnishings
236	300900	3	0.00	$5.67	Miscellaneous household appliances	Household furnishings
237	320130	15	0.01	$26.22	Infants' equipment	Household furnishings
238	320140	130	0.09	$32.39	Laundry and cleaning equipment	Household furnishings
239	320150	32	0.02	$48.72	Outdoor equipment	Household furnishings
240	320220	.	.	.	Lamps and lighting fixtures	Household furnishings
241	320221	41	0.03	$66.40	Lamps, lighting fixtures, ceiling fans (new UCC Q20131) Q20131)	Household furnishings
242	320232	51	0.04	$136.07	Telephones and accessories	Household furnishings
243	320233	189	0.14	$192.88	Clocks and other household decorative items	Household furnishings
244	320310	.	.	.	Plastic dinnerware (thru Q20124)	Household furnishings
245	320320	.	.	.	China and other dinnerware	Household furnishings
246	320340	.	.	.	Glassware	Household furnishings
247	320345	81	0.06	$23.34	Dinnerware, glassware, serving pieces (new UCC Q20131) Q20131)	Household furnishings
248	320350	.	.	.	Silver serving pieces	Household furnishings
249	320360	.	.	.	Other serving pieces (thru Q20124)	Household furnishings
250	320370	50	0.04	$26.61	Nonelectric cookware	Household furnishings

Table A-3(D). In-sample 2013-15 CEX Diary expenditures by husband/wife earners with two children ages 6-15 families

Personal consumption grouping=NONE

Obs	UCC code	Total # of weekly expenditures	Average # of weekly expenditures per household	Average annual expenditures per household	Name of expenditure	CEX expenditure grouping
251	320380	70	0.05	$22.91	Tableware, nonelectric kitchenware	Household furnishings
252	320410	34	0.02	$45.10	Lawn and garden equipment	Household furnishings
253	320420	36	0.03	$48.73	Power tools	Household furnishings
254	320430	10	0.01	$9.58	Other hardware	Household furnishings
255	320522	.	.	.	Portable heating and cooling equipment	Household furnishings
256	320902	33	0.02	$24.75	Hand tools	Household furnishings
257	320903	.	.	.	Indoor plants, fresh flowers	Household furnishings
258	320905	138	0.10	$65.05	Miscellaneous household equipment and parts	Household furnishings
259	340913	1	0.00	$8.30	Repair of miscellaneous household equipment and furnishings furnishings	Household operations
260	330510	799	0.57	$240.43	Miscellaneous household products	Household supplies
261	330610	144	0.10	$96.21	Lawn and garden supplies	Household supplies
262	340110	125	0.09	$75.00	Postage	Household supplies
263	340120	8	0.01	$4.84	Delivery services	Household supplies
264	340520	44	0.03	$24.43	Household laundry and dry cleaning, sent out (nonclothing) not coin-operated	Household supplies
265	340530	16	0.01	$10.98	Coin-operated household laundry and dry cleaning (nonclothing)	Household supplies
266	620925	1	0.00	$2.00	Miscellaneous fees	Miscellaneous
267	620926	69	0.05	$37.97	Lotteries and pari-mutuel losses	Miscellaneous
Personal consumption grouping		**5,257**	**3.77**	**$3,969.18**		

Personal consumption grouping=VEH_OWN

Obs	UCC code	Total # of weekly expenditures	Average # of weekly expenditures per household	Average annual expenditures per household	Name of expenditure	CEX expenditure grouping
268	500110	175	0.13	$1,304.92	Vehicle insurance	Private transportation - Fixed
269	480212	26	0.02	$8.45	Vehicle products and cleaning services	Private transportation - Variable
270	490000	99	0.07	$144.83	Misc. auto repair, servicing	Private transportation - Variable
271	490316	6	0.00	$54.28	Gas tank repair, replacement	Private transportation - Variable
Personal consumption grouping		**306**	**0.22**	**$1,512.48**		

Personal consumption grouping=WIFE

Obs	UCC code	Total # of weekly expenditures	Average # of weekly expenditures per household	Average annual expenditures per household	Name of expenditure	CEX expenditure grouping
272	380110	22	0.02	$38.74	Women's coats and jackets	Apparel - Clothing
273	380210	44	0.03	$61.71	Women's dresses	Apparel - Clothing
274	380312	.	.	.	Women's vests and sweaters	Apparel - Clothing
275	380313	.	.	.	Women's shirts, tops, blouses	Apparel - Clothing
276	380315	208	0.15	$159.08	Women's sweaters, shirts, tops, vests (new UCC Q20131) Q20131)	Apparel - Clothing
277	380320	13	0.01	$14.90	Women's skirts	Apparel - Clothing
278	380333	111	0.08	$111.23	Women's pants and shorts	Apparel - Clothing
279	380340	35	0.03	$40.72	Women's active sportswear	Apparel - Clothing

Table A-3(D). In-sample 2013-15 CEX Diary expenditures by husband/wife earners with two children ages 6-15 families

Personal consumption grouping=WIFE

Obs	UCC code	Total # of weekly expenditures	Average # of weekly expenditures per household	Average annual expenditures per household	Name of expenditure	CEX expenditure grouping
280	380410	17	0.01	$15.69	Women's sleepwear	Apparel - Clothing
281	380420	40	0.03	$32.03	Women's undergarments	Apparel - Clothing
282	380430	55	0.04	$21.26	Women's hosiery	Apparel - Clothing
283	380901	82	0.06	$84.24	Women's accessories	Apparel - Clothing
284	400310	100	0.07	$176.73	Women's footwear	Footware
285	640310	737	0.53	$258.48	Cosmetics, perfume, bath preparations	Personal care products
286	640410	234	0.17	$61.93	Deodorants, feminine hygiene, miscellaneous personal care care	Personal care products
Personal consumption grouping		**1,698**	**1.22**	**$1,076.75**		
		63,929	**45.86**	**$20,123.79**		

Table A-3(I). In-sample 2013-15 CEX Interview expenditures by husband/wife earners with two children ages 6-15 families

Personal consumption grouping=FAMILY

Obs	UCC code	Total # of quarterly expenditures	Average # of quarterly expenditures per household	Average annual expenditures per household	Name of expenditure	CEX expenditure grouping
1	440120	562	0.21	$34.32	Coin-operated apparel laundry and dry cleaning	Apparel - Other
2	310314	28	0.01	$7.08	Personal digital audio players	Entertainment - Equipment
3	310340	325	0.12	$13.48	CDs, records, audio tapes	Entertainment - Equipment
4	310350	250	0.09	$5.77	Streaming, downloading audio	Entertainment - Equipment
5	310400	146	0.05	$4.31	Applications, games, ringtones for handheld devices (new UCC Q20112) (new UCC Q20112)	Entertainment - Equipment
6	610900	391	0.14	$39.71	Recreation expenses, out-of-town trips	Entertainment - Fees and admisssions
7	620122	198	0.07	$57.66	Participant sports, out-of-town trips	Entertainment - Fees and admisssions
8	620211	.	.	.	Movie, theater, amusement parks, and other	Entertainment - Fees and admisssions
9	620212	438	0.16	$117.47	Movie, other admissions, out-of-town trips	Entertainment - Fees and admisssions
10	620213	210	0.08	$61.56	Play, theater, opera, concert (new UCC Q20132)	Entertainment - Fees and admisssions
11	620214	1,175	0.43	$137.31	Movies, parks, museums (new UCC Q20132)	Entertainment - Fees and admisssions
12	620221	224	0.08	$87.99	Admission to sporting events	Entertainment - Fees and admisssions
13	620222	438	0.16	$39.14	Admission to sports events, out-of-town trips	Entertainment - Fees and admisssions
14	620310	2,022	0.75	$579.53	Fees for recreational lessons	Entertainment - Fees and admisssions
15	620903	391	0.14	$39.71	Other entertainment services, out-of-town trips	Entertainment - Fees and admisssions
16	600310	189	0.07	$60.66	Bicycles	Entertainment - Other
17	600430	48	0.02	$21.53	Winter sports equipment	Entertainment - Other
18	600901	54	0.02	$14.68	Water sports equipment	Entertainment - Other
19	600902	78	0.03	$16.72	Other sports equipment	Entertainment - Other
20	540000	2,288	0.85	$218.00	Prescription drugs	Health care
21	550110	282	0.10	$79.91	Eyeglasses and contact lenses	Health care
22	550320	16	0.01	$0.70	Medical equipment for general use	Health care
23	560110	1,248	0.46	$257.39	Physician's services	Health care
24	560210	880	0.33	$418.09	Dental services	Health care
25	560310	252	0.09	$47.48	Eyecare services	Health care
26	560330	196	0.07	$70.23	Lab tests, x-rays	Health care
27	560400	275	0.10	$78.01	Service by professionals other than physician	Health care
28	570111	171	0.06	$141.70	Hospital room and services	Health care
29	570230	69	0.03	$25.84	Other medical care services	Health care
30	570901	.	.	.	Rental of medical equipment	Health care
31	580111	.	.	.	Traditional fee for service health plan (not BCBS)	Health care
32	580112	.	.	.	Traditional fee for service health plan (BCBS)	Health care
33	580113	.	.	.	Preferred provider health plan (not BCBS)	Health care
34	580114	.	.	.	Preferred provider health plan (BCBS)	Health care
35	580115	1,481	0.55	$758.56	Fee for service health plan (not BCBS) (new UCC Q20132)	Health care
36	580116	1,464	0.54	$893.94	Fee for service health plan (BCBS) (new UCC Q20132)	Health care
37	580311	1,638	0.61	$779.43	Health maintenance organization (not BCBS)	Health care

Table A-3(I). In-sample 2013-15 CEX Interview expenditures by husband/wife earners with two children ages 6-15 families

Personal consumption grouping=FAMILY

Obs	UCC code	Total # of quarterly expenditures	Average # of quarterly expenditures per household	Average annual expenditures per household	Name of expenditure	CEX expenditure grouping
38	580312	1,038	0.38	$646.39	Health maintenance organization (BCBS)	Health care
39	580905	1,264	0.47	$158.25	Other health insurance (not BCBS)	Health care
40	580906	143	0.05	$26.94	Other health insurance (BCBS)	Health care
41	650310	5,076	1.88	$403.62	Personal care services	Personal care services
42	530312	208	0.08	$16.59	Local trans. on out-of-town trips	Public transportation - Fixed
43	530411	208	0.08	$9.74	Taxi fares and limousine services on trips	Public transportation - Fixed
44	530110	398	0.15	$765.80	Airline fares	Public transportation - Variable
45	530210	127	0.05	$13.46	Intercity bus fares	Public transportation - Variable
46	530311	666	0.25	$89.22	Intracity mass transit fares	Public transportation - Variable
47	530510	129	0.05	$21.15	Intercity train fares	Public transportation - Variable
48	530901	72	0.03	$53.74	Ship fares	Public transportation - Variable
49	590220	88	0.03	$6.18	Books thru book clubs	Reading
50	590230	588	0.22	$44.32	Books not thru book clubs	Reading
51	590310	298	0.11	$13.91	Newspaper, magazine by subscription	Reading
52	590410	144	0.05	$3.61	Newspaper, magazine non-subscription	Reading
53	660310	1	0.00	$0.02	Encyclopedia and other sets of reference books	Reading
Personal consumption grouping		**27,875**	**10.30**	**$7,380.83**		

Personal consumption grouping=FOOD

Obs	UCC code	Total # of quarterly expenditures	Average # of quarterly expenditures per household	Average annual expenditures per household	Name of expenditure	CEX expenditure grouping
54	190903	1,223	0.45	$459.94	Food on out-of-town trips	Food
55	190904	466	0.17	$81.82	Food prepared by consumer unit on out-of-town trips	Food
Personal consumption grouping		**1,689**	**0.62**	**$541.76**		

Personal consumption grouping=HUSBAND

Obs	UCC code	Total # of quarterly expenditures	Average # of quarterly expenditures per household	Average annual expenditures per household	Name of expenditure	CEX expenditure grouping
56	360110	68	0.03	$43.23	Men's suits	Apparel - Clothing
57	360120	48	0.02	$8.44	Men's sportcoats, tailored jackets	Apparel - Clothing
58	360320	47	0.02	$1.88	Men's nightwear	Apparel - Clothing
59	360901	38	0.01	$5.77	Men's uniforms	Apparel - Clothing
60	360902	18	0.01	$2.30	Men's costumes	Apparel - Clothing
Personal consumption grouping		**219**	**0.08**	**$61.63**		

Table A-3(I). In-sample 2013-15 CEX Interview expenditures by husband/wife earners with two children ages 6-15 families

Personal consumption grouping=HW

Obs	UCC code	Total # of quarterly expenditures	Average # of quarterly expenditures per household	Average annual expenditures per household	Name of expenditure	CEX expenditure grouping
61	200900	647	0.24	$75.16	Alcoholic beverages purchased on trips	Alcohol
62	430120	223	0.08	$86.49	Jewelry	Apparel - Other
63	440110	28	0.01	$1.79	Shoe repair and other shoe service	Apparel - Other
64	440130	89	0.03	$7.05	Alteration, repair and tailoring of apparel and accessories accessories	Apparel - Other
65	440140	15	0.01	$3.24	Clothing rental	Apparel - Other
66	440150	41	0.02	$3.50	Watch and jewelry repair	Apparel - Other
67	440210	1,462	0.54	$82.82	Apparel laundry and dry cleaning not coin-operated	Apparel - Other
68	440900	1	0.00	$0.27	Clothing storage	Apparel - Other
69	660110	59	0.02	$14.54	School books, supplies, equipment for college	Education
70	660410	5	0.00	$0.58	School books, supplies, equipment for vocational and technical schools technical schools	Education
71	670110	105	0.04	$311.05	College tuition	Education
72	670410	3	0.00	$0.71	Vocational and technical school tuition	Education
73	620111	1,981	0.73	$337.83	Social, recreation, health club membership	Entertainment - Fees and admisssions
74	550330	16	0.01	$25.47	Supportive and convalescent medical equipment	Health care
75	550340	4	0.00	$0.23	Hearing aids	Health care
76	570220	.	.	.	Care in convalescent or nursing home	Health care
77	570240	.	.	.	Medical care in retirement community	Health care
78	570903	7	0.00	$0.53	Rental of supportive, convalescent medical equipment	Health care
79	580400	54	0.02	$23.92	Long term care insurance	Health care
80	580901	114	0.04	$26.35	Medicare payments	Health care
81	580903	28	0.01	$3.94	Commercial medicare supplement (not BCBS)	Health care
82	580904	7	0.00	$4.87	Commercial medicare supplement (BCBS)	Health care
83	580907	46	0.02	$6.28	Medicare prescription drug premium	Health care
84	320901	29	0.01	$27.05	Office furniture for home use	Household furnishings
85	690115	.	.	.	Personal digital assistants	Household furnishings
86	690116	66	0.02	$4.92	Internet services away from home	Household furnishings
87	690117	110	0.04	$6.56	Portable memory	Household furnishings
88	690230	28	0.01	$5.06	Business equipment for home use	Household furnishings
89	340520	.	.	.	Household laundry and dry cleaning, sent out (nonclothing) not coin-operated	Household operations
90	340906	2	0.00	$0.67	Care for elderly, invalids, handicapped, etc.	Household operations
91	340908	11	0.00	$1.28	Rental of office equipment for nonbusiness use	Household operations
92	340910	1	0.00	$0.01	Adult day care centers	Household operations
93	680140	4	0.00	$17.52	Funeral expenses	Miscellaneous
94	680901	.	.	.	Cemetery lots, vaults, maintenance fees	Miscellaneous
95	680904	.	.	.	Dating services	Miscellaneous
96	800111	3	0.00	$0.00	Alimony expenditures	Miscellaneous
97	800121	277	0.10	$284.84	Child support expenditures	Miscellaneous
98	900002	514	0.19	$67.60	Occupational expenses	Miscellaneous
99	640130	21	0.01	$0.92	Wigs and hairpieces	Personal care products
100	640430	10	0.00	$0.69	Adult diapers	Personal care products

Table A-3(I). In-sample 2013-15 CEX Interview expenditures by husband/wife earners with two children ages 6-15 families

Personal consumption grouping=HW

Obs	UCC code	Total # of quarterly expenditures	Average # of quarterly expenditures per household	Average annual expenditures per household	Name of expenditure	CEX expenditure grouping
101	520310	167	0.06	$9.33	Drivers' license	Private transportation - Variable
102	520531	1,355	0.50	$65.70	Parking fees in home city, excluding residence	Private transportation - Variable
103	270102	6,402	2.36	$1,271.68	Cellular phone service	Shelter - Utilities
104	270104	261	0.10	$9.02	Phone cards	Shelter - Utilities
105	630110	846	0.31	$213.38	Cigarettes	Smoking
106	630210	241	0.09	$26.73	Other tobacco products	Smoking
Personal consumption grouping		**15,283**	**5.65**	**$3,029.60**		

Table A-3(I). In-sample 2013-15 CEX Interview expenditures by husband/wife earners with two children ages 6-15 families

Personal consumption grouping=NONE

Obs	UCC code	Total # of quarterly expenditures	Average # of quarterly expenditures per household	Average annual expenditures per household	Name of expenditure	CEX expenditure grouping
107	370110	231	0.09	$22.31	Boys' coats and jackets	Apparel - Clothing
108	370120	.	.	.	Boys' sweaters	Apparel - Clothing
109	370212	85	0.03	$3.33	Boys' nightwear	Apparel - Clothing
110	370311	42	0.02	$4.31	Boys' suits, sportcoats, vests	Apparel - Clothing
111	370314	1,092	0.40	$100.48	Boys' pants and shorts	Apparel - Clothing
112	370902	94	0.03	$4.97	Boys' costumes	Apparel - Clothing
113	370903	54	0.02	$6.82	Boys' uniforms	Apparel - Clothing
114	370904	95	0.04	$5.32	Boys' active sportswear	Apparel - Clothing
115	390110	211	0.08	$19.26	Girls' coats and jackets	Apparel - Clothing
116	390223	1,087	0.40	$100.22	Girls' skirts, pants, and shorts	Apparel - Clothing
117	390901	69	0.03	$12.09	Girls' uniforms	Apparel - Clothing
118	390902	117	0.04	$8.79	Girls' costumes	Apparel - Clothing
119	410110	12	0.00	$0.63	Infant coat, jacket, snowsuit	Apparel - Clothing
120	410120	.	.	.	Infant dresses, outerwear	Apparel - Clothing
121	410140	.	.	.	Infant nightwear, loungewear	Apparel - Clothing
122	660210	419	0.15	$68.82	School books, supplies, equipment for elementary, high school school	Education
123	660901	6	0.00	$1.14	School books, supplies, equipment for day care, nursery	Education
124	660902	7	0.00	$0.46	School books, supplies, equipment for other schools	Education
125	670210	427	0.16	$685.19	Elementary and high school tuition	Education
126	670901	33	0.01	$31.96	Other schools tuition	Education
127	670902	321	0.12	$78.34	Other school expenses including rentals	Education
128	670903	189	0.07	$78.23	Test preparation, tutoring services	Education
129	690118	134	0.05	$50.96	Digital book readers (new UCC Q20112)	Education
130	270310	5,722	2.11	$756.40	Cable and satellite television services	Entertainment - Equipment
131	270311	278	0.10	$14.11	Satellite radio service	Entertainment - Equipment
132	310140	134	0.05	$131.67	Televisions	Entertainment - Equipment
133	310210	49	0.02	$7.82	VCR's and video disc players	Entertainment - Equipment
134	310220	.	.	.	Video cassettes, tapes, and discs	Entertainment - Equipment
135	310231	312	0.12	$35.83	Video game software	Entertainment - Equipment
136	310240	1,651	0.61	$28.34	Streaming, downloading video	Entertainment - Equipment
137	310311	.	.	.	Radios	Entertainment - Equipment
138	310316	71	0.03	$19.83	Stereos, radios, speakers, and sound components including those in vehicles (new UCC Q20132)	Entertainment - Equipment
139	310320	.	.	.	Sound components and component systems	Entertainment - Equipment
140	310334	5	0.00	$0.39	Satellite dishes	Entertainment - Equipment
141	340610	8	0.00	$1.61	Repair of tv, radio, and sound equipment	Entertainment - Equipment
142	340902	.	.	.	Rental of televisions	Entertainment - Equipment
143	340905	.	.	.	Rental of VCR, radio, and sound equipment	Entertainment - Equipment
144	610130	143	0.05	$54.02	Musical instruments and accessories	Entertainment - Equipment
145	610320	1,560	0.58	$130.61	Pet purchase, supplies, medicine	Entertainment - Equipment
146	620904	107	0.04	$7.61	Rental and repair of musical instruments	Entertainment - Equipment
147	620912	.	.	.	Rental of video cassettes, tapes, films, and discs	Entertainment - Equipment
148	620916	.	.	.	Rental of computer and video game hardware and software (thru Q20111)	Entertainment - Equipment

Table A-3(I). In-sample 2013-15 CEX Interview expenditures by husband/wife earners with two children ages 6-15 families

Personal consumption grouping=NONE

Obs	UCC code	Total # of quarterly expenditures	Average # of quarterly expenditures per household	Average annual expenditures per household	Name of expenditure	CEX expenditure grouping
149	620917	.	.	.	Rental of video hardware/accessories (new UCC Q20112)	Entertainment - Equipment
150	620918	67	0.02	$2.12	Rental of video game software (new UCC Q20112)	Entertainment - Equipment
151	620930	89	0.03	$4.45	Online gaming services	Entertainment - Equipment
152	690320	3	0.00	$2.36	Installation of televisions	Entertainment - Equipment
153	690330	.	.	.	Installation of satellite television equipment	Entertainment - Equipment
154	690340	1	0.00	$0.30	Installation of sound systems	Entertainment - Equipment
155	690350	.	.	.	Installation of other video equipment or sound systems	Entertainment - Equipment
156	520901	35	0.01	$4.78	Docking and landing fees	Entertainment - Other
157	520904	1	0.00	$0.12	Rental noncamper trailer	Entertainment - Other
158	520907	5	0.00	$6.83	Boat and trailer rental out-of-town trips	Entertainment - Other
159	600110	1	0.00	$0.20	Outboard motors	Entertainment - Other
160	600121	1	0.00	$0.74	Boat without motor and boat trailers	Entertainment - Other
161	600122	3	0.00	$20.51	Trailer and other attachable campers	Entertainment - Other
162	600132	1	0.00	$26.60	Purchase of boat with motor	Entertainment - Other
163	600141	1	0.00	$97.52	Purchase of motorized camper	Entertainment - Other
164	600142	7	0.00	$53.71	Purchase of other vehicle	Entertainment - Other
165	610120	12	0.00	$1.74	Playground equipment	Entertainment - Other
166	610140	17	0.01	$1.08	Stamp and coin collecting	Entertainment - Other
167	610210	18	0.01	$1.33	Film	Entertainment - Other
168	610230	55	0.02	$33.03	Photographic equipment	Entertainment - Other
169	620320	131	0.05	$21.81	Photographer fees	Entertainment - Other
170	620330	124	0.05	$8.14	Photo processing	Entertainment - Other
171	620905	6	0.00	$0.59	Repair and rental of photographic equipment	Entertainment - Other
172	620906	3	0.00	$0.15	Rental of boat	Entertainment - Other
173	620908	30	0.01	$3.98	Rental and repair of miscellaneous sports equipment	Entertainment - Other
174	620909	.	.	.	Rental of campers on out-of-town trips	Entertainment - Other
175	620919	32	0.01	$16.69	Rental of other vehicles on out-of-town trips	Entertainment - Other
176	620921	.	.	.	Rental of motorized camper	Entertainment - Other
177	620922	12	0.00	$0.65	Rental of other RV"s	Entertainment - Other
178	680310	22	0.01	$9.13	Live entertainment for catered affairs	Entertainment - Other
179	680320	32	0.01	$19.11	Rental of party supplies for catered affairs	Entertainment - Other
180	620410	400	0.15	$71.18	Pet services	Entertainment - Pets
181	190901	141	0.05	$18.97	Food or board at school	Food
182	190902	45	0.02	$51.16	Catered affairs	Food
183	790430	2,716	1.00	$246.80	School lunches	Food
184	230117	2	0.00	$1.24	Dishwashers (built-in), garbage disposals, range hoods, (renter) hoods, (renter)	Household furnishings
185	230118	47	0.02	$34.93	Dishwashers (built-in), garbage disposals, range hoods, (owned home) hoods, (owned home)	Household furnishings
186	230133	.	.	.	Wall-to-wall carpet (replacement) (owned home) (thru Q20111) Q20111)	Household furnishings
187	230134	.	.	.	Wall-to-wall carpet (renter) (thru Q20111)	Household furnishings
188	280210	81	0.03	$18.82	Curtains and draperies	Household furnishings
189	280220	49	0.02	$4.37	Slipcovers, decorative pillows	Household furnishings

Table A-3(l). In-sample 2013-15 CEX Interview expenditures by husband/wife earners with two children ages 6-15 families

Personal consumption grouping=NONE

Obs	UCC code	Total # of quarterly expenditures	Average # of quarterly expenditures per household	Average annual expenditures per household	Name of expenditure	CEX expenditure grouping
190	280230	.	.	.	Sewing materials for slipcovers, curtains, other sewing materials for the home sewing materials for the home	Household furnishings
191	280900	.	.	.	Other linens	Household furnishings
192	290110	71	0.03	$94.01	Mattress and springs	Household furnishings
193	290120	106	0.04	$109.89	Other bedroom furniture	Household furnishings
194	290210	89	0.03	$207.28	Sofas	Household furnishings
195	290310	51	0.02	$43.30	Living room chairs	Household furnishings
196	290320	42	0.02	$15.67	Living room tables	Household furnishings
197	290410	48	0.02	$60.40	Kitchen, dining room furniture	Household furnishings
198	290420	18	0.01	$3.95	Infants' furniture	Household furnishings
199	290430	90	0.03	$32.79	Outdoor furniture	Household furnishings
200	290440	119	0.04	$82.51	Wall units, cabinets and other occasional furniture	Household furnishings
201	300111	12	0.00	$8.34	Refrigerators, freezers (renter)	Household furnishings
202	300112	51	0.02	$105.04	Refrigerators, freezers (owned home)	Household furnishings
203	300211	.	.	.	Washing machines (renter)	Household furnishings
204	300212	.	.	.	Washing machines (owned home)	Household furnishings
205	300216	17	0.01	$10.71	Clothes washer or dryer (renter) (new UCC Q20132)	Household furnishings
206	300217	41	0.02	$54.72	Clothes washer or dryer (owned home) (new UCC Q20132 Q20132)	Household furnishings
207	300221	.	.	.	Clothes dryers (renter)	Household furnishings
208	300222	.	.	.	Clothes dryers (owned home)	Household furnishings
209	300311	2	0.00	$0.81	Cooking stoves, ovens (renter)	Household furnishings
210	300312	35	0.01	$57.28	Cooking stoves, ovens (owned home)	Household furnishings
211	300321	13	0.00	$2.01	Microwave ovens (renter)	Household furnishings
212	300322	41	0.02	$12.68	Microwave ovens (owned home)	Household furnishings
213	300331	.	.	.	Portable dishwasher (renter)	Household furnishings
214	300332	1	0.00	$0.67	Portable dishwasher (owned home)	Household furnishings
215	300411	4	0.00	$1.67	Window air conditioners (renter)	Household furnishings
216	300412	6	0.00	$1.91	Window air conditioners (owned home)	Household furnishings
217	320111	92	0.03	$14.87	Floor coverings, nonpermanent	Household furnishings
218	320120	46	0.02	$19.53	Window coverings	Household furnishings
219	320163	.	.	.	Wall-to-wall carpet (replacement)(renter) (thru 20111) Q20111)	Household furnishings
220	320310	.	.	.	Plastic dinnerware	Household furnishings
221	320330	40	0.01	$5.50	Flatware	Household furnishings
222	320360	.	.	.	Other serving pieces	Household furnishings
223	320511	83	0.03	$22.93	Electric floor cleaning equipment	Household furnishings
224	320512	5	0.00	$0.67	Sewing machines	Household furnishings
225	320521	296	0.11	$38.03	Small electric kitchen appliances	Household furnishings
226	320522	50	0.02	$11.14	Portable heating and cooling equipment	Household furnishings
227	320903	668	0.25	$58.69	Indoor plants, fresh flowers	Household furnishings
228	340904	16	0.01	$1.80	Rental of furniture	Household furnishings
229	690111	263	0.10	$193.04	Computers and computer hardware for nonbusiness use	Household furnishings
230	690112	.	.	.	Computer software and accessories for nonbusiness use (thru Q20111) (thru Q20111)	Household furnishings
231	690119	58	0.02	$10.30	Computer software (new UCC Q20112)	Household furnishings

Table A-3(l). In-sample 2013-15 CEX Interview expenditures by husband/wife earners with two children ages 6-15 families

Personal consumption grouping=NONE

Obs	UCC code	Total # of quarterly expenditures	Average # of quarterly expenditures per household	Average annual expenditures per household	Name of expenditure	CEX expenditure grouping
232	690120	.	.	.	Computer accessories (new UCC Q20112)	Household furnishings
233	690210	.	.	.	Telephone answering devices	Household furnishings
234	690241	.	.	.	Smoke alarms (renter)	Household furnishings
235	690242	.	.	.	Smoke alarms (owned home)	Household furnishings
236	690243	.	.	.	Smoke alarms (owned vacation)	Household furnishings
237	690244	28	0.01	$2.16	Other household appliances (renter)	Household furnishings
238	690245	48	0.02	$11.78	Other household appliances (owned home)	Household furnishings
239	330511	204	0.08	$6.40	Termite/pest control products	Household operations
240	340210	723	0.27	$353.40	Babysitting and child care (new UCC Q20132)	Household operations
241	340211	.	.	.	Babysitting and child care in your own home	Household operations
242	340212	.	.	.	Babysitting and child care in someone else's home	Household operations
243	340310	769	0.28	$373.61	Housekeeping services	Household operations
244	340410	1,010	0.37	$171.59	Gardening, lawn care service	Household operations
245	340420	88	0.03	$4.80	Water softening service	Household operations
246	340510	119	0.04	$55.36	Moving, storage, freight	Household operations
247	340530	.	.	.	Coin-operated household laundry and dry cleaning (nonclothing)	Household operations
248	340620	58	0.02	$16.46	Appliance repair, including service center	Household operations
249	340630	22	0.01	$11.30	Reupholstering, furniture repair	Household operations
250	340901	62	0.02	$8.39	Repairs/rentals of lawn and garden equipment, hand or power tools, other household equipment	Household operations
251	340903	89	0.03	$25.54	Other home services	Household operations
252	340907	14	0.01	$2.13	Appliance rental	Household operations
253	340914	204	0.08	$25.59	Services for termite/pest control	Household operations
254	340915	631	0.23	$43.93	Home security system service fee	Household operations
255	670310	1,131	0.42	$976.07	Day care centers, nursery, and preschools	Household operations
256	690113	33	0.01	$7.31	Repair of computer systems for nonbusiness use	Household operations
257	690114	6,783	2.51	$463.54	Computer information services	Household operations
258	690310	.	.	.	Installation of computer	Household operations
259	990900	.	.	.	Rental and installation of dishwashers, range hoods, and garbage disposals	Household operations
260	002120	94	0.03	$24.90	Other nonhealth insurance	Miscellaneous
261	005420	.	.	.	Finance, late, interest charges for credit cards (new UC Q20132)	Miscellaneous
262	005520	.	.	.	Finance, late, interest charges for student loans (new UCC Q20132)	Miscellaneous
263	005620	.	.	.	Finance, late, interest charges for other loans (new UCC Q20132)	Miscellaneous
264	620112	23	0.01	$2.13	Credit card memberships	Miscellaneous
265	620115	221	0.08	$23.53	Shopping club membership fees	Miscellaneous
266	680110	87	0.03	$119.57	Legal fees	Miscellaneous
267	680210	35	0.01	$1.96	Safe deposit box rental	Miscellaneous
268	680220	879	0.32	$33.09	Checking accounts, other bank service charges	Miscellaneous
269	680902	174	0.06	$74.25	Accounting fees	Miscellaneous
270	680905	19	0.01	$3.53	Vacation clubs	Miscellaneous
271	700110	1,130	0.42	$495.37	Life, endowment, annuity, other personal insurance	Miscellaneous
272	710110	.	.	.	Finance charges excluding mortgage and vehicle	Miscellaneous
273	790600	366	0.14	$82.56	Expenses for other properties	Miscellaneous

Table A-3(l). In-sample 2013-15 CEX Interview expenditures by husband/wife earners with two children ages 6-15 families

Personal consumption grouping=NONE

Obs	UCC code	Total # of quarterly expenditures	Average # of quarterly expenditures per household	Average annual expenditures per household	Name of expenditure	CEX expenditure grouping
274	800804	93	0.03	$50.30	Support for college students	Miscellaneous
275	800811	14	0.01	$28.22	Gift to non-CU members of stocks, bonds, and mutual funds	Miscellaneous
276	800821	1,045	0.39	$328.48	Cash contributions to charities and other organizations	Miscellaneous
277	800831	2,036	0.75	$670.55	Cash contributions to church, religious organizations	Miscellaneous
278	800841	163	0.06	$79.03	Cash contribution to educational institutions	Miscellaneous
279	800851	33	0.01	$7.79	Cash contribution to political organizations	Miscellaneous
280	800861	859	0.32	$276.71	Other cash gifts	Miscellaneous
281	880210	.	.	.	Interest paid, home equity line of credit (other property)	Miscellaneous
282	530902	17	0.01	$6.26	School bus	Public transportation - Fixed
283	210110	1,847	0.68	$3,012.00	Rent	Shelter - Fixed
284	210210	781	0.29	$669.58	Lodging on out-of-town trips	Shelter - Fixed
285	210310	3	0.00	$3.55	Housing while attending school	Shelter - Fixed
286	210901	19	0.01	$24.13	Ground rent	Shelter - Fixed
287	210902	3	0.00	$3.70	Ground rent	Shelter - Fixed
288	220121	709	0.26	$413.84	Homeowners insurance	Shelter - Fixed
289	220122	25	0.01	$13.46	Homeowners insurance	Shelter - Fixed
290	220211	5,665	2.09	$3,180.20	Property taxes	Shelter - Fixed
291	220212	473	0.17	$134.93	Property taxes	Shelter - Fixed
292	220311	5,056	1.87	$6,652.39	Mortgage interest	Shelter - Fixed
293	220312	179	0.07	$267.30	Mortgage interest	Shelter - Fixed
294	220313	183	0.07	$76.64	Interest paid, home equity loan	Shelter - Fixed
295	220314	.	.	.	Interest paid, home equity loan	Shelter - Fixed
296	220901	20	0.01	$3.78	Parking	Shelter - Fixed
297	220902	8	0.00	$0.90	Parking	Shelter - Fixed
298	230112	25	0.01	$142.68	Painting and papering	Shelter - Fixed
299	230113	85	0.03	$81.79	Plumbing and water heating	Shelter - Fixed
300	230114	186	0.07	$142.98	Heat, a/c, electrical work	Shelter - Fixed
301	230115	27	0.01	$82.61	Roofing and gutters	Shelter - Fixed
302	230121	.	.	.	Repair and replacement of hard surface flooring	Shelter - Fixed
303	230122	.	.	.	Repair and replacement of hard surface flooring	Shelter - Fixed
304	230123	.	.	.	Repair and replacement of hard surface flooring	Shelter - Fixed
305	230141	.	.	.	Repair of built-in appliances	Shelter - Fixed
306	230142	17	0.01	$2.86	Repair of built-in appliances	Shelter - Fixed
307	230150	9	0.00	$2.94	Repair or maintenance services	Shelter - Fixed
308	230151	134	0.05	$402.83	Other repair and maintenance services	Shelter - Fixed
309	230152	31	0.01	$3.71	Repair and remodeling services	Shelter - Fixed
310	230901	156	0.06	$47.38	Property management	Shelter - Fixed
311	230902	26	0.01	$5.70	Property management	Shelter - Fixed
312	240111	14	0.01	$1.80	Paint, wallpaper, and supplies	Shelter - Fixed
313	240112	101	0.04	$32.50	Paints, wallpaper and supplies	Shelter - Fixed
314	240113	.	.	.	Paints, wallpaper, supplies	Shelter - Fixed
315	240121	14	0.01	$0.19	Tools and equipment for painting and wallpapering	Shelter - Fixed

Table A-3(I). In-sample 2013-15 CEX Interview expenditures by husband/wife earners with two children ages 6-15 families

Personal consumption grouping=NONE

Obs	UCC code	Total # of quarterly expenditures	Average # of quarterly expenditures per household	Average annual expenditures per household	Name of expenditure	CEX expenditure grouping
316	240122	101	0.04	$3.49	Tools and equipment for painting and wallpapering	Shelter - Fixed
317	240123	.	.	.	Tools and equipment for painting and wallpapering	Shelter - Fixed
318	240211	22	0.01	$1.96	Materials for plastering, panels, roofing, gutters, etc. etc.	Shelter - Fixed
319	240212	30	0.01	$32.19	Materials for plaster., panel., siding, windows, doors, screens, awnings	Shelter - Fixed
320	240213	13	0.00	$17.80	Materials and equipment for roof and gutters	Shelter - Fixed
321	240214	.	.	.	Materials for plastering, paneling, roofing, gutters, downspouts, siding, windows, doors, screens, and awnings	Shelter - Fixed
322	240221	11	0.00	$0.21	Materials for patio, walk, fence, driveway, masonry, brick and stucco work brick and stucco work	Shelter - Fixed
323	240222	16	0.01	$2.83	Materials for patio, walk, fence, driveway, masonry, brick and stucco work	Shelter - Fixed
324	240223	.	.	.	Material for patio, walk, fence, drive, masonry, brick, stucco	Shelter - Fixed
325	240311	3	0.00	$0.16	Plumbing supplies and equipment	Shelter - Fixed
326	240312	38	0.01	$7.65	Plumbing supplies and equipment	Shelter - Fixed
327	240313	.	.	.	Plumbing supplies and equipment	Shelter - Fixed
328	240321	4	0.00	$0.66	Electrical supplies, heating and cooling equipment	Shelter - Fixed
329	240322	35	0.01	$33.68	Electrical supplies, heating and cooling equipment	Shelter - Fixed
330	240323	.	.	.	Electrical supplies, heating and cooling equipment	Shelter - Fixed
331	320611	20	0.01	$1.09	Material for insulation, other maintenance and repair	Shelter - Fixed
332	320612	136	0.05	$28.78	Material for insulation, other maintenance and repair	Shelter - Fixed
333	320613	.	.	.	Material for insulation, other maintenance and repair	Shelter - Fixed
334	320621	.	.	.	Material for hard surface flooring	Shelter - Fixed
335	320622	.	.	.	Materials for hard surface flooring, repair and replacement	Shelter - Fixed
336	320623	.	.	.	Materials for hard surface flooring	Shelter - Fixed
337	320624	3	0.00	$1.92	Flooring installation, repair, replacement (new UC Q20132)	Shelter - Fixed
338	320625	39	0.01	$92.43	Flooring installation, repair, replacement (new UC Q20132)	Shelter - Fixed
339	320626	.	.	.	Flooring installation, repair, replacement (new UC Q20132)	Shelter - Fixed
340	320631	10	0.00	$1.80	Material for landscape maintenance	Shelter - Fixed
341	320632	.	.	.	Materials for landscaping maintenance	Shelter - Fixed
342	320633	.	.	.	Materials for landscaping maintenance	Shelter - Fixed
343	340911	23	0.01	$4.31	Management and upkeep services for security	Shelter - Fixed
344	340912	12	0.00	$2.64	Management and upkeep services for security	Shelter - Fixed
345	350110	132	0.05	$17.92	Tenant's insurance	Shelter - Fixed
346	790690	.	.	.	Construction materials for jobs not started	Shelter - Fixed
347	880110	384	0.14	$144.33	Interest paid, home equity line of credit	Shelter - Fixed
348	880310	.	.	.	Interest paid, home equity line of credit	Shelter - Fixed
349	990920	1	0.00	$0.71	Materials for additions, finishing basements, remodeling rooms remodeling rooms	Shelter - Fixed
350	990930	.	.	.	Materials to finish basement, remodel rooms or build patios, walks, etc. (maint., repair and repl. - owned properties)	Shelter - Fixed
351	990940	.	.	.	Material for finishing basements and remodeling rooms	Shelter - Fixed
352	270105	.	.	.	Voice over IP service	Shelter - Utilities
353	270106	3,882	1.43	$343.45	Residential telephone including VOIP (new UCC Q20132)	Shelter - Utilities
354	270411	445	0.16	$22.98	Trash/garb. coll. (renter)	Shelter - Utilities
355	270412	2,239	0.83	$138.76	Trash/garb. coll. (owned home)	Shelter - Utilities

Table A-3(I). In-sample 2013-15 CEX Interview expenditures by husband/wife earners with two children ages 6-15 families

Personal consumption grouping=NONE

Obs	UCC code	Total # of quarterly expenditures	Average # of quarterly expenditures per household	Average annual expenditures per household	Name of expenditure	CEX expenditure grouping
356	270413	18	0.01	$1.87	Trash/garb. coll. (owned vacation)	Shelter - Utilities
357	270414	11	0.00	$1.28	Trash/garb. coll. (rented vacation)	Shelter - Utilities
Personal consumption grouping		**64,157**	**23.70**	**$25,717.97**		

Personal consumption grouping=PAYROLL

Obs	UCC code	Total # of quarterly expenditures	Average # of quarterly expenditures per household	Average annual expenditures per household	Name of expenditure	CEX expenditure grouping
358	800910	.	.	.	Deductions for government retirement	Payrolll Deductions
359	800920	.	.	.	Deductions for railroad retirement	Payrolll Deductions
360	800931	.	.	.	Deductions for private pensions	Payrolll Deductions
361	800932	.	.	.	Non-payroll deposit to retirement plans	Payrolll Deductions
362	800940	.	.	.	Deductions for Social Security	Payrolll Deductions
Personal consumption grouping		**0**	**0.00**	**$0.00**		

Personal consumption grouping=UTIL

Obs	UCC code	Total # of quarterly expenditures	Average # of quarterly expenditures per household	Average annual expenditures per household	Name of expenditure	CEX expenditure grouping
363	250111	7	0.00	$2.87	Fuel oil (renter)	Shelter - Utilities
364	250112	133	0.05	$58.29	Fuel oil (owned home)	Shelter - Utilities
365	250113	4	0.00	$2.68	Fuel oil (owned vacation)	Shelter - Utilities
366	250114	.	.	.	Fuel oil (rented vacation)	Shelter - Utilities
367	250211	21	0.01	$2.34	Gas, btld/tank (renter)	Shelter - Utilities
368	250212	129	0.05	$25.36	Gas, btld/tank (owned home)	Shelter - Utilities
369	250213	57	0.02	$7.84	Gas, btld/tank (owned vacation)	Shelter - Utilities
370	250214	.	.	.	Gas, btld/tank (rented vacation)	Shelter - Utilities
371	250911	4	0.00	$0.69	Coal, wood, other fuels (renter)	Shelter - Utilities
372	250912	36	0.01	$11.83	Coal, wood, other fuels (owned home)	Shelter - Utilities
373	250913	.	.	.	Coal, wood, other fuels (owned vacation)	Shelter - Utilities
374	250914	.	.	.	Coal, wood, other fuels (rented vacation)	Shelter - Utilities
375	260111	1,650	0.61	$307.37	Electricity (renter)	Shelter - Utilities
376	260112	5,527	2.04	$1,325.82	Electricity (owned home)	Shelter - Utilities
377	260113	106	0.04	$12.29	Electricity (owned vacation)	Shelter - Utilities
378	260114	25	0.01	$7.87	Electricity (rented vacation)	Shelter - Utilities
379	260211	831	0.31	$72.66	Utility--natural gas (renter)	Shelter - Utilities
380	260212	3,612	1.33	$450.07	Utility--natural gas (owned home)	Shelter - Utilities
381	260213	45	0.02	$4.10	Utility--natural gas (owned vacation)	Shelter - Utilities
382	260214	18	0.01	$2.40	Utility--natural gas (rented vacation)	Shelter - Utilities
383	270101	.	.	.	Residential telephone/pay phones	Shelter - Utilities
384	270211	742	0.27	$76.45	Water/sewer maint. (renter)	Shelter - Utilities
385	270212	3,648	1.35	$439.43	Water/sewer maint. (owned home)	Shelter - Utilities

Table A-3(l). In-sample 2013-15 CEX Interview expenditures by husband/wife earners with two children ages 6-15 families

Personal consumption grouping=UTIL

Obs	UCC code	Total # of quarterly expenditures	Average # of quarterly expenditures per household	Average annual expenditures per household	Name of expenditure	CEX expenditure grouping
386	270213	26	0.01	$2.04	Water/sewer maint. (owned vacation)	Shelter - Utilities
387	270214	23	0.01	$4.58	Water/sewer maint. (rented vacation)	Shelter - Utilities
388	270901	4	0.00	$1.01	Septic tank clean. (renter)	Shelter - Utilities
389	270902	26	0.01	$10.20	Septic tank clean. (owned home)	Shelter - Utilities
390	270903	.	.	.	Septic tank clean. (owned vacation)	Shelter - Utilities
391	270904	.	.	.	Septic tank clean. (rented vacation)	Shelter - Utilities
Personal consumption grouping		**16,674**	**6.16**	**$2,828.20**		

Personal consumption grouping=VEH_OPR

Obs	UCC code	Total # of quarterly expenditures	Average # of quarterly expenditures per household	Average annual expenditures per household	Name of expenditure	CEX expenditure grouping
392	520532	171	0.06	$11.76	Parking fees, out-of-town trips	Private transportation - Fixed
393	520542	242	0.09	$6.59	Tolls on out-of-town trips	Private transportation - Fixed
394	470111	7,354	2.72	$2,993.55	Gasoline	Private transportation - Variable
395	470112	232	0.09	$60.98	Diesel fuel	Private transportation - Variable
396	470113	977	0.36	$165.01	Gasoline on out-of-town trips	Private transportation - Variable
397	470211	469	0.17	$12.97	Motor oil	Private transportation - Variable
398	470212	977	0.36	$1.67	Motor oil on out-of-town trips	Private transportation - Variable
399	490312	1,230	0.45	$111.67	Lube, oil change, and oil filters	Private transportation - Variable
400	520541	1,423	0.53	$45.59	Tolls or electronic toll passes	Private transportation - Variable
Personal consumption grouping		**13,075**	**4.83**	**$3,409.78**		

Personal consumption grouping=VEH_OWN

Obs	UCC code	Total # of quarterly expenditures	Average # of quarterly expenditures per household	Average annual expenditures per household	Name of expenditure	CEX expenditure grouping
401	450110	18	0.01	$634.80	New cars	Private transportation - Fixed
402	450210	23	0.01	$1,007.68	New trucks	Private transportation - Fixed
403	450220	1	0.00	$1.24	New motorcycles	Private transportation - Fixed
404	450310	.	.	.	Car lease payments	Private transportation - Fixed
405	450313	.	.	.	Cash downpayment (car lease)	Private transportation - Fixed
406	450314	.	.	.	Termination fee (car lease)	Private transportation - Fixed
407	450350	612	0.23	$346.04	Car/truck lease payments (new UCC Q20132)	Private transportation - Fixed
408	450351	23	0.01	$1.70	Extra fees for car/truck lease (new UCC Q20132)	Private transportation - Fixed
409	450352	3	0.00	$6.50	Trade in allowance for car/truck lease (new UCC Q20132)	Private transportation - Fixed
410	450353	6	0.00	$22.23	Cash downpayment car/truck lease (new UCC Q20132	Private transportation - Fixed
411	450354	3	0.00	$2.24	Termination fee for car/truck lease (new UCC Q20132)	Private transportation - Fixed
412	450410	.	.	.	Truck lease payments	Private transportation - Fixed
413	450413	.	.	.	Cash downpayment (truck lease)	Private transportation - Fixed
414	450414	.	.	.	Termination fee (truck lease)	Private transportation - Fixed
415	450900	.	.	.	New aircraft	Private transportation - Fixed
416	460110	53	0.02	$862.79	Used cars	Private transportation - Fixed

Table A-3(l). In-sample 2013-15 CEX Interview expenditures by husband/wife earners with two children ages 6-15 families

Personal consumption grouping=VEH_OWN

Obs	UCC code	Total # of quarterly expenditures	Average # of quarterly expenditures per household	Average annual expenditures per household	Name of expenditure	CEX expenditure grouping
417	460901	61	0.02	$1,216.83	Used trucks	Private transportation - Fixed
418	460902	2	0.00	$3.88	Used motorcycles	Private transportation - Fixed
419	460903	.	.	.	Used aircraft	Private transportation - Fixed
420	480213	355	0.13	$56.91	Parts, equipment, and accessories	Private transportation - Fixed
421	480214	.	.	.	Vehicle audio equipment	Private transportation - Fixed
422	480215	.	.	.	Vehicle video equipment	Private transportation - Fixed
423	490110	45	0.02	$31.97	Body work and painting	Private transportation - Fixed
424	490900	50	0.02	$22.95	Auto repair service policy	Private transportation - Fixed
425	510110	1,626	0.60	$112.95	Automobile finance charges	Private transportation - Fixed
426	510901	2,471	0.91	$189.71	Truck finance charges	Private transportation - Fixed
427	510902	26	0.01	$0.77	Motorcycle and plane finance charges	Private transportation - Fixed
428	520110	631	0.23	$130.56	Vehicle registration state/local	Private transportation - Fixed
429	520410	220	0.08	$13.47	Vehicle inspection	Private transportation - Fixed
430	520511	.	.	.	Auto rental	Private transportation - Fixed
431	520512	.	.	.	Auto rental, out-of-town trips	Private transportation - Fixed
432	520516	288	0.11	$42.73	Auto/truck rental (new UCC Q20132)	Private transportation - Fixed
433	520517	71	0.03	$31.86	Auto/truck rental, out-of-town trips (new UCC Q20132)	Private transportation - Fixed
434	520521	.	.	.	Truck rental	Private transportation - Fixed
435	520522	.	.	.	Truck rental, out-of-town trips	Private transportation - Fixed
436	520560	.	.	.	Global positioning services	Private transportation - Fixed
437	520902	3	0.00	$1.63	Motorcycle rental	Private transportation - Fixed
438	520903	.	.	.	Aircraft rental	Private transportation - Fixed
439	520905	.	.	.	Motorcycle rental, out-of-town trips	Private transportation - Fixed
440	520906	.	.	.	Aircraft rental, out-of-town trips	Private transportation - Fixed
441	620113	.	.	.	Automobile service clubs	Private transportation - Fixed
442	620114	138	0.05	$20.24	Automobile service clubs and GPS services (new UCC Q20132) Q20132)	Private transportation - Fixed
443	850300	153	0.06	$21.30	Other vehicle finance charges	Private transportation - Fixed
444	470220	655	0.24	$6.40	Coolant, brake fluid, transmission fluid, and other additives	Private transportation - Variable
445	480110	267	0.10	$179.03	Tires - purchased, replaced, installed	Private transportation - Variable
446	490211	.	.	.	Clutch, transmission repair	Private transportation - Variable
447	490212	.	.	.	Drive shaft and rear-end repair	Private transportation - Variable
448	490221	.	.	.	Brake work, including adjustments	Private transportation - Variable
449	490231	.	.	.	Repair to steering or front-end	Private transportation - Variable
450	490232	.	.	.	Repair to engine cooling system	Private transportation - Variable
451	490300	282	0.10	$216.91	Vehicle or engine repairs (new UCC Q20132)	Private transportation - Variable
452	490311	131	0.05	$61.10	Motor tune-up	Private transportation - Variable
453	490313	115	0.04	$34.97	Front-end alignment, wheel balance and rotation	Private transportation - Variable

Table A-3(l). In-sample 2013-15 CEX Interview expenditures by husband/wife earners with two children ages 6-15 families

Personal consumption grouping=VEH_OWN

Obs	UCC code	Total # of quarterly expenditures	Average # of quarterly expenditures per household	Average annual expenditures per household	Name of expenditure	CEX expenditure grouping
454	490314	26	0.01	$20.38	Shock absorber replacement	Private transportation - Variable
455	490318	297	0.11	$133.92	Repair tires and other repair work	Private transportation - Variable
456	490319	.	.	.	Vehicle air conditioning repair	Private transportation - Variable
457	490411	.	.	.	Exhaust system repair	Private transportation - Variable
458	490412	.	.	.	Electrical system repair	Private transportation - Variable
459	490413	.	.	.	Motor repair, replacement	Private transportation - Variable
460	520550	23	0.01	$3.65	Towing charges	Private transportation - Variable
Personal consumption grouping		**8,678**	**3.21**	**$5,439.33**		

Personal consumption grouping=WIFE

Obs	UCC code	Total # of quarterly expenditures	Average # of quarterly expenditures per household	Average annual expenditures per household	Name of expenditure	CEX expenditure grouping
461	380311	31	0.01	$4.13	Women's sportcoats, tailored jackets	Apparel - Clothing
462	380510	22	0.01	$9.21	Women's suits	Apparel - Clothing
463	380902	44	0.02	$5.42	Women's uniforms	Apparel - Clothing
464	380903	29	0.01	$2.75	Women's costumes	Apparel - Clothing
Personal consumption grouping		**126**	**0.05**	**$21.50**		
		147,776	**54.59**	**$48,430.59**		

Table A-4(D). In-sample 2013-15 CEX Diary expenditures by husband/wife earners with three children ages 6-15 families

Personal consumption grouping=FAMILY

Obs	UCC code	Total # of weekly expenditures	Average # of weekly expenditures per household	Average annual expenditures per household	Name of expenditure	CEX expenditure grouping
1	420110	.	.	.	Material for making clothes	Apparel - Other
2	420115	44	0.06	$29.41	Material and supplies for sewing, needlework, quilting (includes household items) (new UCC Q20131) quilting (includes household items) (new UCC	Apparel - Other
3	420120	.	.	.	Sewing patterns and notions	Apparel - Other
4	620121	51	0.07	$317.00	Fees for participant sports	Entertainment - Fees and admisssions
5	550210	197	0.29	$124.03	Nonprescription drugs	Health care
6	550310	82	0.12	$42.07	Topicals and dressings	Health care
7	550410	42	0.06	$69.35	Nonprescription vitamins	Health care
8	570902	.	.	.	Repair of medical equipment	Health care
9	280110	34	0.05	$46.38	Bathroom linens	Household furnishings
10	320904	19	0.03	$29.49	Closet and storage items	Household furnishings
11	430130	2	0.00	$2.48	Luggage	Household furnishings
12	330110	239	0.35	$153.52	Soaps and detergents	Household supplies
13	330210	237	0.34	$99.41	Other laundry cleaning products	Household supplies
14	330310	321	0.47	$153.12	Cleansing and toilet tissue, paper towels and napkins napkins	Household supplies
15	330410	194	0.28	$81.91	Stationery, stationery supplies, giftwrap	Household supplies
16	680903	11	0.02	$68.58	Miscellaneous personal services	Miscellaneous
17	640110	173	0.25	$104.56	Hair care products	Personal care products
18	640120	33	0.05	$12.74	Nonelectric articles for the hair	Personal care products
19	640210	140	0.20	$55.91	Oral hygiene products, articles	Personal care products
20	640420	1	0.00	$1.44	Electric personal care appliances	Personal care products
21	650900	.	.	.	Repair of personal care appliances	Personal care products
Personal consumption grouping		**1,820**	**2.64**	**$1,391.40**		

Table A-4(D). In-sample 2013-15 CEX Diary expenditures by husband/wife earners with three children ages 6-15 families

Personal consumption grouping=FOOD

Obs	UCC code	Total # of weekly expenditures	Average # of weekly expenditures per household	Average annual expenditures per household	Name of expenditure	CEX expenditure grouping
22	010110	43	0.06	$24.00	Flour	Food
23	010120	84	0.12	$19.57	Prepared flour mixes	Food
24	010210	489	0.71	$159.18	Ready-to-eat and cooked cereals	Food
25	010310	110	0.16	$38.89	Rice	Food
26	010320	259	0.38	$52.94	Pasta, cornmeal and other cereal products	Food
27	020110	434	0.63	$70.24	White bread	Food
28	020210	486	0.70	$81.80	Bread, other than white	Food
29	020310	355	0.51	$84.22	Biscuits and rolls	Food
30	020410	145	0.21	$63.98	Cakes and cupcakes	Food
31	020510	284	0.41	$79.08	Cookies	Food
32	020610	213	0.31	$54.83	Crackers	Food
33	020620	32	0.05	$8.37	Bread and cracker products	Food
34	020710	117	0.17	$34.73	Sweetrolls, coffee cakes, doughnuts	Food
35	020810	161	0.23	$48.44	Frozen and refrigerated bakery products	Food
36	020820	67	0.10	$21.72	Pies, tarts, turnovers	Food
37	030110	246	0.36	$170.97	Ground beef	Food
38	030210	16	0.02	$11.52	Chuck roast	Food
39	030310	8	0.01	$5.38	Round roast	Food
40	030410	26	0.04	$25.08	Other roast	Food
41	030510	52	0.08	$32.12	Round steak	Food
42	030610	71	0.10	$52.80	Sirloin steak	Food
43	030710	95	0.14	$67.98	Other steak	Food
44	030810	48	0.07	$39.30	Other beef	Food
45	040110	125	0.18	$53.94	Bacon	Food
46	040210	70	0.10	$42.50	Pork chops	Food
47	040310	95	0.14	$44.40	Ham, not canned	Food
48	040410	78	0.11	$51.21	Other pork	Food
49	040510	113	0.16	$49.00	Sausage	Food
50	040610	5	0.01	$2.03	Canned ham	Food
51	050110	145	0.21	$47.75	Frankfurters	Food
52	050210	134	0.19	$50.47	Bologna, liverwurst, salami	Food
53	050310	274	0.40	$98.30	Other lunchmeats	Food
54	050410	13	0.02	$9.73	Lamb and organ meats	Food
55	050900	2	0.00	$1.52	Mutton, goat and game	Food
56	060110	164	0.24	$70.13	Fresh and frozen whole chicken	Food
57	060210	332	0.48	$179.29	Fresh and frozen chicken parts	Food
58	060310	93	0.13	$53.02	Other poultry	Food
59	070110	65	0.09	$20.50	Canned fish and seafood	Food
60	070230	89	0.13	$73.11	Fresh fish and shellfish	Food
61	070240	88	0.13	$65.37	Frozen fish and shellfish	Food
62	080110	362	0.52	$98.43	Eggs	Food
63	090110	797	1.16	$240.76	Fresh milk, all types	Food

Table A-4(D). In-sample 2013-15 CEX Diary expenditures by husband/wife earners with three children ages 6-15 families

Personal consumption grouping=FOOD

Obs	UCC code	Total # of weekly expenditures	Average # of weekly expenditures per household	Average annual expenditures per household	Name of expenditure	CEX expenditure grouping
64	090210	144	0.21	$30.39	Cream	Food
65	100110	117	0.17	$37.52	Butter	Food
66	100210	626	0.91	$205.25	Cheese	Food
67	100410	195	0.28	$76.64	Ice cream and related products	Food
68	100510	290	0.42	$86.48	Miscellaneous dairy products	Food
69	110110	229	0.33	$81.25	Apples	Food
70	110210	415	0.60	$70.57	Bananas	Food
71	110310	141	0.20	$46.15	Oranges	Food
72	110410	803	1.16	$195.08	Other fresh fruits	Food
73	110510	369	0.53	$64.79	Citrus fruits, excluding oranges	Food
74	120110	191	0.28	$52.00	Potatoes	Food
75	120210	211	0.31	$46.39	Lettuce	Food
76	120310	286	0.41	$68.22	Tomatoes	Food
77	120410	1,132	1.64	$192.57	Other fresh vegetables	Food
78	130110	13	0.02	$3.45	Frozen orange juice	Food
79	130121	20	0.03	$8.52	Frozen fruits	Food
80	130122	18	0.03	$16.44	Frozen fruit juices	Food
81	130211	52	0.08	$16.82	Fresh fruit juice	Food
82	130212	345	0.50	$81.86	Canned and bottled fruit juice	Food
83	130310	113	0.16	$29.27	Canned fruits	Food
84	130320	40	0.06	$11.67	Dried fruit	Food
85	140110	206	0.30	$49.57	Frozen vegetables	Food
86	140210	180	0.26	$33.71	Canned beans	Food
87	140220	93	0.13	$24.37	Canned corn	Food
88	140230	137	0.20	$31.48	Canned miscellaneous vegetables	Food
89	140310	2	0.00	$1.42	Dried processed vegetables	Food
90	140320	.	.	.	Dried peas	Food
91	140330	26	0.04	$9.18	Dried beans	Food
92	140340	78	0.11	$20.37	Dried miscellaneous vegetables	Food
93	140410	8	0.01	$0.97	Frozen vegetable juices	Food
94	140420	146	0.21	$29.92	Fresh and canned vegetable juices	Food
95	150110	506	0.73	$129.00	Candy and chewing gum	Food
96	150211	126	0.18	$34.27	Sugar	Food
97	150212	10	0.01	$3.31	Artificial sweeteners	Food
98	150310	159	0.23	$45.26	Jams, preserves, other sweets	Food
99	160110	35	0.05	$11.14	Margarine	Food
100	160211	145	0.21	$56.94	Fats and oils	Food
101	160212	153	0.22	$42.42	Salad dressings	Food
102	160310	83	0.12	$23.78	Nondairy cream and imitation milk	Food
103	160320	87	0.13	$33.34	Peanut butter	Food
104	170110	435	0.63	$102.51	Cola	Food
105	170210	422	0.61	$106.90	Other carbonated drinks	Food

Table A-4(D). In-sample 2013-15 CEX Diary expenditures by husband/wife earners with three children ages 6-15 families

Personal consumption grouping=FOOD

Obs	UCC code	Total # of weekly expenditures	Average # of weekly expenditures per household	Average annual expenditures per household	Name of expenditure	CEX expenditure grouping
106	170510	156	0.23	$41.04	Noncarbonated fruit flavored drinks, including non-frozen lemonade non-frozen lemonade	Food
107	170531	83	0.12	$26.40	Other noncarbonated beverages and ice	Food
108	170532	240	0.35	$87.22	Bottled water	Food
109	170533	68	0.10	$29.61	Sports drinks	Food
110	180110	215	0.31	$53.57	Canned and packaged soups	Food
111	180210	157	0.23	$64.56	Frozen meals	Food
112	180220	286	0.41	$135.60	Other frozen prepared foods	Food
113	180310	776	1.12	$225.04	Potato chips and other snacks	Food
114	180320	135	0.20	$50.38	Nuts	Food
115	180410	340	0.49	$58.42	Salt, spices, other seasonings	Food
116	180420	60	0.09	$16.57	Olives, pickles, relishes	Food
117	180510	439	0.64	$87.19	Sauces and gravies	Food
118	180520	120	0.17	$34.37	Baking needs and miscellaneous products	Food
119	180611	146	0.21	$47.49	Prepared salads	Food
120	180612	71	0.10	$17.23	Prepared desserts	Food
121	180710	784	1.14	$287.63	Miscellaneous prepared foods	Food
122	180720	.	.	.	Vitamin supplements	Food
123	190111	820	1.19	$549.54	Lunch at fast food, take-out, delivery, concession stands, buffet and cafeteria (other than employer and school cafeteria)	Food
124	190112	247	0.36	$402.93	Lunch at full service restaurants	Food
125	190113	67	0.10	$33.67	Lunch at vending machines and mobile vendors	Food
126	190114	442	0.64	$217.31	Lunch at employer and school cafeterias	Food
127	190211	618	0.90	$759.58	Dinner at fast food, take-out, delivery, concession stands, buffet and cafeteria (other than employer and school cafeteria)	Food
128	190212	325	0.47	$973.77	Dinner at full service restaurants	Food
129	190213	15	0.02	$15.06	Dinner at vending machines and mobile vendors	Food
130	190214	12	0.02	$6.23	Dinner at employer and school cafeterias	Food
131	190311	608	0.88	$236.94	Snacks and nonalcoholic beverages at fast food, take-out, delivery, concession stands, buffet and cafeteria (other than employer and school cafeteria)	Food
132	190312	114	0.17	$49.23	Snacks and nonalcoholic beverages at full service restaurants	Food
133	190313	220	0.32	$83.21	Snacks and nonalcoholic beverages at vending machines and mobile vendors	Food
134	190314	57	0.08	$35.68	Snacks and nonalcoholic beverages at employer and school cafeterias	Food
135	190321	511	0.74	$210.48	Breakfast and brunch at fast food, take-out, delivery, concession stands, buffet and cafeteria (other than employer and school cafeteria)	Food
136	190322	100	0.14	$123.75	Breakfast and brunch at full service restaurants	Food
137	190323	26	0.04	$7.51	Breakfast and brunch at vending machines and mobile vendors	Food
138	190324	70	0.10	$12.34	Breakfast and brunch at employer and school cafeterias	Food
Personal consumption grouping		**24,000**	**34.78**	**$9,689.30**		

Table A-4(D). In-sample 2013-15 CEX Diary expenditures by husband/wife earners with three children ages 6-15 families

Personal consumption grouping=HUSBAND

Obs	UCC code	Total # of weekly expenditures	Average # of weekly expenditures per household	Average annual expenditures per household	Name of expenditure	CEX expenditure grouping
139	360210	5	0.01	$29.23	Men's coats and jackets	Apparel - Clothing
140	360311	26	0.04	$30.23	Men's underwear	Apparel - Clothing
141	360312	18	0.03	$13.02	Men's hosiery	Apparel - Clothing
142	360330	22	0.03	$43.92	Men's accessories	Apparel - Clothing
143	360340	.	.	.	Men's sweaters and vests	Apparel - Clothing
144	360350	16	0.02	$30.01	Men's active sportswear	Apparel - Clothing
145	360410	.	.	.	Men's shirts	Apparel - Clothing
146	360420	33	0.05	$100.37	Men's shirts, sweaters, and vests (new UCC Q20131)	Apparel - Clothing
147	360513	38	0.06	$67.89	Men's pants and shorts	Apparel - Clothing
148	400110	31	0.04	$103.39	Men's footwear	Footware
149	640220	34	0.05	$22.90	Shaving needs	Personal care products
Personal consumption grouping		**223**	**0.32**	**$440.95**		

Personal consumption grouping=HW

Obs	UCC code	Total # of weekly expenditures	Average # of weekly expenditures per household	Average annual expenditures per household	Name of expenditure	CEX expenditure grouping
150	200111	133	0.19	$135.41	Beer and ale	Alcohol
151	200210	1	0.00	$1.76	Whiskey	Alcohol
152	200310	44	0.06	$42.63	Wine	Alcohol
153	200410	13	0.02	$18.65	Other alcoholic beverages	Alcohol
154	200511	25	0.04	$20.34	Beer and ale at fast food, take-out, delivery, concession stands, buffet and cafeteria	Alcohol
155	200512	61	0.09	$52.22	Beer and ale at full service restaurants	Alcohol
156	200513	4	0.01	$1.82	Beer and ale at vending machines and mobile vendors	Alcohol
157	200514	2	0.00	$0.17	Beer at employer	Alcohol
158	200515	.	.	.	Beer at board	Alcohol
159	200516	.	.	.	Beer and ale at catered affairs	Alcohol
160	200521	2	0.00	$1.24	Wine at fast food, take-out, delivery, concession stands, buffet and cafeteria	Alcohol
161	200522	14	0.02	$17.71	Wine at full service restaurants	Alcohol
162	200523	1	0.00	$0.90	Wine at vending machines and mobile vendors	Alcohol
163	200524	.	.	.	Wine at employer	Alcohol
164	200525	.	.	.	Wine at board	Alcohol
165	200526	.	.	.	Wine at catered affairs	Alcohol
166	200531	1	0.00	$0.90	Other alcoholic beverages at fast food, take-out, delivery, concession stands, buffet and cafeteria	Alcohol
167	200532	28	0.04	$30.09	Other alcoholic beverages at full service restaurants	Alcohol
168	200533	.	.	.	Other alcoholic beverages at vending machines and mobile vendors	Alcohol
169	200534	.	.	.	Other alcohol at employer	Alcohol
170	200535	.	.	.	Other alcohol at board	Alcohol
171	200536	.	.	.	Other alcoholic beverages at catered affairs	Alcohol
172	430110	1	0.00	$2.52	Watches	Apparel - Other
173	170310	129	0.19	$62.54	Roasted coffee	Food

Table A-4(D). In-sample 2013-15 CEX Diary expenditures by husband/wife earners with three children ages 6-15 families

Personal consumption grouping=HW

Obs	UCC code	Total # of weekly expenditures	Average # of weekly expenditures per household	Average annual expenditures per household	Name of expenditure	CEX expenditure grouping
174	170410	90	0.13	$29.98	Instant and freeze dried coffee	Food
175	170520	142	0.21	$38.31	Tea	Food
176	200112	1	0.00	$0.73	Nonalcoholic beer	Food
177	640430	.	.	.	Adult diapers (new UCC Q20111)	Health care
178	530412	8	0.01	$11.54	Taxi fares and limousine services	Private transportation - Variable
179	590110	7	0.01	$9.17	Newspapers (new UCC Q20151)	Reading
180	590210	5	0.01	$5.54	Magazines (new UCC Q20151)	Reading
181	590900	.	.	.	Newsletters	Reading
182	630220	9	0.01	$1.99	Smoking accessories	Smoking
183	630900	.	.	.	Marijuana	Smoking
Personal consumption grouping		**721**	**1.04**	**$486.17**		

Personal consumption grouping=NONE

Obs	UCC code	Total # of weekly expenditures	Average # of weekly expenditures per household	Average annual expenditures per household	Name of expenditure	CEX expenditure grouping
184	370120	.	.	.	Boys' sweaters (thru Q20124)	Apparel - Clothing
185	370125	77	0.11	$87.05	Boy's shirts and sweaters (new UCC Q20131)	Apparel - Clothing
186	370130	.	.	.	Boys' shirts	Apparel - Clothing
187	370211	65	0.09	$56.66	Boys' underwear	Apparel - Clothing
188	370213	36	0.05	$22.82	Boys' hosiery	Apparel - Clothing
189	370220	17	0.02	$15.65	Boys' accessories	Apparel - Clothing
190	370901	28	0.04	$51.74	Boys' uniforms and active sportswear	Apparel - Clothing
191	390110	.	.	.	Girls' coats and jackets	Apparel - Clothing
192	390120	30	0.04	$59.84	Girls' dresses and suits	Apparel - Clothing
193	390210	128	0.19	$122.77	Girls' shirts, blouses, sweaters	Apparel - Clothing
194	390230	30	0.04	$52.97	Girls' active sportswear	Apparel - Clothing
195	390310	31	0.04	$29.74	Girls' underwear and sleepwear	Apparel - Clothing
196	390321	33	0.05	$21.56	Girls' hosiery	Apparel - Clothing
197	390322	23	0.03	$14.24	Girls' accessories	Apparel - Clothing
198	410120	30	0.04	$38.12	Infant dresses, outerwear	Apparel - Clothing
199	410130	84	0.12	$118.15	Infant underwear	Apparel - Clothing
200	410140	3	0.00	$3.01	Infant nightwear, loungewear	Apparel - Clothing
201	410901	16	0.02	$18.13	Infant accessories	Apparel - Clothing
202	660000	137	0.20	$128.30	School supplies, etc. - unspecified	Education
203	310220	30	0.04	$38.43	Video cassettes, tapes, and discs	Entertainment - Equipment
204	310230	.	.	.	Video game hardware and software (thru Q20104)	Entertainment - Equipment
205	310231	.	.	.	Video game software (new UCC Q20111)	Entertainment - Equipment
206	310232	7	0.01	$21.04	Video game hardware and accessories (new UCC Q20111)	Entertainment - Equipment
207	310312	.	.	.	Phonographs	Entertainment - Equipment
208	310313	.	.	.	Tape recorders and players	Entertainment - Equipment
209	310315	.	.	.	Digital media players and recorders	Entertainment - Equipment

Table A-4(D). In-sample 2013-15 CEX Diary expenditures by husband/wife earners with three children ages 6-15 families

Personal consumption grouping=NONE

Obs	UCC code	Total # of weekly expenditures	Average # of weekly expenditures per household	Average annual expenditures per household	Name of expenditure	CEX expenditure grouping
210	310331	.	.	.	Miscellaneous sound equipment	Entertainment - Equipment
211	310332	10	0.01	$9.88	Sound equipment accessories	Entertainment - Equipment
212	310335	4	0.01	$21.31	Miscellaneous video equipment	Entertainment - Equipment
213	600210	37	0.05	$89.52	Athletic gear, game tables, and exercise equipment	Entertainment - Other
214	600410	21	0.03	$61.51	Camping equipment	Entertainment - Other
215	600420	11	0.02	$21.94	Hunting and fishing equipment	Entertainment - Other
216	600903	.	.	.	Global positioning system devices	Entertainment - Other
217	610110	202	0.29	$248.17	Toys, games, arts and crafts, and tricycles	Entertainment - Other
218	610220	1	0.00	$1.63	Other photographic supplies	Entertainment - Other
219	610901	2	0.00	$11.45	Fireworks	Entertainment - Other
220	610902	3	0.00	$8.64	Souvenirs	Entertainment - Other
221	610903	1	0.00	$0.49	Visual goods	Entertainment - Other
222	620320	.	.	.	Photographer fees	Entertainment - Other
223	620912	75	0.11	$42.15	Rental of video cassettes, tapes, films, and discs	Entertainment - Other
224	620913	3	0.00	$10.39	Pinball, electronic video games	Entertainment - Other
225	690120	13	0.02	$38.88	Computer accessories	Entertainment - Other
226	610310	165	0.24	$244.26	Pet food	Entertainment - Pets
227	620420	4	0.01	$61.68	Vet services	Entertainment - Pets
228	180620	104	0.15	$68.10	Baby food	Food
229	400210	60	0.09	$189.32	Boys' footwear	Footware
230	400220	58	0.08	$131.96	Girls' footwear	Footware
231	280120	12	0.02	$26.26	Bedroom linens	Household furnishings
232	280130	.	.	.	Kitchen and dining room linens	Household furnishings
233	280140	2	0.00	$1.50	Kitchen, dining room, other linens (new UCC Q20131)	Household furnishings
234	280900	.	.	.	Other linens (thru Q20124)	Household furnishings
235	290430	.	.	.	Outdoor furniture	Household furnishings
236	300900	2	0.00	$1.43	Miscellaneous household appliances	Household furnishings
237	320130	14	0.02	$29.78	Infants' equipment	Household furnishings
238	320140	50	0.07	$19.26	Laundry and cleaning equipment	Household furnishings
239	320150	10	0.01	$17.84	Outdoor equipment	Household furnishings
240	320220	.	.	.	Lamps and lighting fixtures	Household furnishings
241	320221	7	0.01	$8.51	Lamps, lighting fixtures, ceiling fans (new UCC Q20131) Q20131)	Household furnishings
242	320232	23	0.03	$82.75	Telephones and accessories	Household furnishings
243	320233	88	0.13	$143.84	Clocks and other household decorative items	Household furnishings
244	320310	.	.	.	Plastic dinnerware (thru Q20124)	Household furnishings
245	320320	.	.	.	China and other dinnerware	Household furnishings
246	320340	.	.	.	Glassware	Household furnishings
247	320345	31	0.04	$16.15	Dinnerware, glassware, serving pieces (new UCC Q20131) Q20131)	Household furnishings
248	320350	.	.	.	Silver serving pieces	Household furnishings
249	320360	.	.	.	Other serving pieces (thru Q20124)	Household furnishings
250	320370	15	0.02	$23.13	Nonelectric cookware	Household furnishings

Table A-4(D). In-sample 2013-15 CEX Diary expenditures by husband/wife earners with three children ages 6-15 families

Personal consumption grouping=NONE

Obs	UCC code	Total # of weekly expenditures	Average # of weekly expenditures per household	Average annual expenditures per household	Name of expenditure	CEX expenditure grouping
251	320380	30	0.04	$21.02	Tableware, nonelectric kitchenware	Household furnishings
252	320410	7	0.01	$6.52	Lawn and garden equipment	Household furnishings
253	320420	13	0.02	$15.75	Power tools	Household furnishings
254	320430	4	0.01	$7.97	Other hardware	Household furnishings
255	320522	.	.	.	Portable heating and cooling equipment	Household furnishings
256	320902	13	0.02	$17.50	Hand tools	Household furnishings
257	320903	.	.	.	Indoor plants, fresh flowers	Household furnishings
258	320905	68	0.10	$74.86	Miscellaneous household equipment and parts	Household furnishings
259	340913	1	0.00	$2.66	Repair of miscellaneous household equipment and furnishings furnishings	Household operations
260	330510	422	0.61	$300.04	Miscellaneous household products	Household supplies
261	330610	71	0.10	$83.78	Lawn and garden supplies	Household supplies
262	340110	34	0.05	$38.85	Postage	Household supplies
263	340120	6	0.01	$7.92	Delivery services	Household supplies
264	340520	18	0.03	$24.97	Household laundry and dry cleaning, sent out (nonclothing) not coin-operated	Household supplies
265	340530	14	0.02	$9.80	Coin-operated household laundry and dry cleaning (nonclothing)	Household supplies
266	620925	2	0.00	$3.11	Miscellaneous fees	Miscellaneous
267	620926	28	0.04	$20.19	Lotteries and pari-mutuel losses	Miscellaneous
Personal consumption grouping		**2,564**	**3.72**	**$3,166.88**		

Personal consumption grouping=VEH_OWN

Obs	UCC code	Total # of weekly expenditures	Average # of weekly expenditures per household	Average annual expenditures per household	Name of expenditure	CEX expenditure grouping
268	500110	76	0.11	$912.64	Vehicle insurance	Private transportation - Fixed
269	480212	18	0.03	$32.06	Vehicle products and cleaning services	Private transportation - Variable
270	490000	40	0.06	$98.22	Misc. auto repair, servicing	Private transportation - Variable
271	490316	.	.	.	Gas tank repair, replacement	Private transportation - Variable
Personal consumption grouping		**134**	**0.19**	**$1,042.91**		

Personal consumption grouping=WIFE

Obs	UCC code	Total # of weekly expenditures	Average # of weekly expenditures per household	Average annual expenditures per household	Name of expenditure	CEX expenditure grouping
272	380110	7	0.01	$33.85	Women's coats and jackets	Apparel - Clothing
273	380210	21	0.03	$50.02	Women's dresses	Apparel - Clothing
274	380312	.	.	.	Women's vests and sweaters	Apparel - Clothing
275	380313	.	.	.	Women's shirts, tops, blouses	Apparel - Clothing
276	380315	98	0.14	$152.91	Women's sweaters, shirts, tops, vests (new UCC Q20131) Q20131)	Apparel - Clothing
277	380320	11	0.02	$13.62	Women's skirts	Apparel - Clothing
278	380333	55	0.08	$84.65	Women's pants and shorts	Apparel - Clothing
279	380340	15	0.02	$31.01	Women's active sportswear	Apparel - Clothing

Table A-4(D). In-sample 2013-15 CEX Diary expenditures by husband/wife earners with three children ages 6-15 families

Personal consumption grouping=WIFE

Obs	UCC code	Total # of weekly expenditures	Average # of weekly expenditures per household	Average annual expenditures per household	Name of expenditure	CEX expenditure grouping
280	380410	10	0.01	$12.86	Women's sleepwear	Apparel - Clothing
281	380420	39	0.06	$38.14	Women's undergarments	Apparel - Clothing
282	380430	26	0.04	$16.39	Women's hosiery	Apparel - Clothing
283	380901	35	0.05	$46.69	Women's accessories	Apparel - Clothing
284	400310	59	0.09	$181.62	Women's footwear	Footware
285	640310	306	0.44	$161.50	Cosmetics, perfume, bath preparations	Personal care products
286	640410	98	0.14	$52.92	Deodorants, feminine hygiene, miscellaneous personal care care	Personal care products
Personal consumption grouping		**780**	**1.13**	**$876.18**		
		30,242	**43.83**	**$17,093.79**		

Table A-4(l). In-sample 2013-15 CEX Interview expenditures by husband/wife earners with three children ages 6-15 families

Personal consumption grouping=FAMILY

Obs	UCC code	Total # of quarterly expenditures	Average # of quarterly expenditures per household	Average annual expenditures per household	Name of expenditure	CEX expenditure grouping
1	440120	331	0.22	$37.09	Coin-operated apparel laundry and dry cleaning	Apparel - Other
2	310314	21	0.01	$9.07	Personal digital audio players	Entertainment - Equipment
3	310340	178	0.12	$13.40	CDs, records, audio tapes	Entertainment - Equipment
4	310350	139	0.09	$5.51	Streaming, downloading audio	Entertainment - Equipment
5	310400	117	0.08	$4.50	Applications, games, ringtones for handheld devices (new UCC Q20112) (new UCC Q20112)	Entertainment - Equipment
6	610900	189	0.13	$30.71	Recreation expenses, out-of-town trips	Entertainment - Fees and admisssions
7	620122	97	0.06	$42.30	Participant sports, out-of-town trips	Entertainment - Fees and admisssions
8	620211	.	.	.	Movie, theater, amusement parks, and other	Entertainment - Fees and admisssions
9	620212	211	0.14	$94.84	Movie, other admissions, out-of-town trips	Entertainment - Fees and admisssions
10	620213	93	0.06	$39.58	Play, theater, opera, concert (new UCC Q20132)	Entertainment - Fees and admisssions
11	620214	549	0.37	$122.97	Movies, parks, museums (new UCC Q20132)	Entertainment - Fees and admisssions
12	620221	135	0.09	$71.35	Admission to sporting events	Entertainment - Fees and admisssions
13	620222	211	0.14	$31.61	Admission to sports events, out-of-town trips	Entertainment - Fees and admisssions
14	620310	1,200	0.80	$547.81	Fees for recreational lessons	Entertainment - Fees and admisssions
15	620903	189	0.13	$30.71	Other entertainment services, out-of-town trips	Entertainment - Fees and admisssions
16	600310	108	0.07	$63.34	Bicycles	Entertainment - Other
17	600430	24	0.02	$11.80	Winter sports equipment	Entertainment - Other
18	600901	27	0.02	$9.57	Water sports equipment	Entertainment - Other
19	600902	33	0.02	$14.81	Other sports equipment	Entertainment - Other
20	540000	973	0.65	$143.28	Prescription drugs	Health care
21	550110	151	0.10	$72.99	Eyeglasses and contact lenses	Health care
22	550320	6	0.00	$1.06	Medical equipment for general use	Health care
23	560110	666	0.44	$254.92	Physician's services	Health care
24	560210	505	0.34	$409.16	Dental services	Health care
25	560310	131	0.09	$48.17	Eyecare services	Health care
26	560330	85	0.06	$38.54	Lab tests, x-rays	Health care
27	560400	179	0.12	$71.72	Service by professionals other than physician	Health care
28	570111	85	0.06	$96.92	Hospital room and services	Health care
29	570230	29	0.02	$24.82	Other medical care services	Health care
30	570901	6	0.00	$1.54	Rental of medical equipment	Health care
31	580111	.	.	.	Traditional fee for service health plan (not BCBS)	Health care
32	580112	.	.	.	Traditional fee for service health plan (BCBS)	Health care
33	580113	.	.	.	Preferred provider health plan (not BCBS)	Health care
34	580114	.	.	.	Preferred provider health plan (BCBS)	Health care
35	580115	967	0.64	$916.50	Fee for service health plan (not BCBS) (new UCC Q20132)	Health care
36	580116	660	0.44	$617.96	Fee for service health plan (BCBS) (new UCC Q20132)	Health care
37	580311	763	0.51	$799.20	Health maintenance organization (not BCBS)	Health care

Table A-4(l). In-sample 2013-15 CEX Interview expenditures by husband/wife earners with three children ages 6-15 families

Personal consumption grouping=FAMILY

Obs	UCC code	Total # of quarterly expenditures	Average # of quarterly expenditures per household	Average annual expenditures per household	Name of expenditure	CEX expenditure grouping
38	580312	367	0.24	$369.86	Health maintenance organization (BCBS)	Health care
39	580905	522	0.35	$105.99	Other health insurance (not BCBS)	Health care
40	580906	65	0.04	$37.95	Other health insurance (BCBS)	Health care
41	650310	2,713	1.81	$378.62	Personal care services	Personal care services
42	530312	109	0.07	$14.95	Local trans. on out-of-town trips	Public transportation - Fixed
43	530411	109	0.07	$8.78	Taxi fares and limousine services on trips	Public transportation - Fixed
44	530110	174	0.12	$537.64	Airline fares	Public transportation - Variable
45	530210	51	0.03	$10.88	Intercity bus fares	Public transportation - Variable
46	530311	327	0.22	$82.55	Intracity mass transit fares	Public transportation - Variable
47	530510	63	0.04	$11.75	Intercity train fares	Public transportation - Variable
48	530901	30	0.02	$31.25	Ship fares	Public transportation - Variable
49	590220	60	0.04	$6.81	Books thru book clubs	Reading
50	590230	279	0.19	$32.21	Books not thru book clubs	Reading
51	590310	161	0.11	$15.29	Newspaper, magazine by subscription	Reading
52	590410	56	0.04	$2.75	Newspaper, magazine non-subscription	Reading
53	660310	2	0.00	$0.28	Encyclopedia and other sets of reference books	Reading
Personal consumption grouping		**14,146**	**9.42**	**$6,325.34**		

Personal consumption grouping=FOOD

Obs	UCC code	Total # of quarterly expenditures	Average # of quarterly expenditures per household	Average annual expenditures per household	Name of expenditure	CEX expenditure grouping
54	190903	623	0.41	$407.96	Food on out-of-town trips	Food
55	190904	280	0.19	$77.36	Food prepared by consumer unit on out-of-town trips	Food
Personal consumption grouping		**903**	**0.60**	**$485.32**		

Personal consumption grouping=HUSBAND

Obs	UCC code	Total # of quarterly expenditures	Average # of quarterly expenditures per household	Average annual expenditures per household	Name of expenditure	CEX expenditure grouping
56	360110	27	0.02	$23.28	Men's suits	Apparel - Clothing
57	360120	21	0.01	$9.37	Men's sportcoats, tailored jackets	Apparel - Clothing
58	360320	30	0.02	$3.03	Men's nightwear	Apparel - Clothing
59	360901	22	0.01	$6.21	Men's uniforms	Apparel - Clothing
60	360902	11	0.01	$1.81	Men's costumes	Apparel - Clothing
Personal consumption grouping		**111**	**0.07**	**$43.68**		

Table A-4(l). In-sample 2013-15 CEX Interview expenditures by husband/wife earners with three children ages 6-15 families

Personal consumption grouping=HW

Obs	UCC code	Total # of quarterly expenditures	Average # of quarterly expenditures per household	Average annual expenditures per household	Name of expenditure	CEX expenditure grouping
61	200900	299	0.20	$56.79	Alcoholic beverages purchased on trips	Alcohol
62	430120	125	0.08	$75.87	Jewelry	Apparel - Other
63	440110	14	0.01	$1.28	Shoe repair and other shoe service	Apparel - Other
64	440130	46	0.03	$5.61	Alteration, repair and tailoring of apparel and accessories accessories	Apparel - Other
65	440140	6	0.00	$1.17	Clothing rental	Apparel - Other
66	440150	20	0.01	$4.15	Watch and jewelry repair	Apparel - Other
67	440210	731	0.49	$74.80	Apparel laundry and dry cleaning not coin-operated	Apparel - Other
68	440900	10	0.01	$2.29	Clothing storage	Apparel - Other
69	660110	30	0.02	$20.81	School books, supplies, equipment for college	Education
70	660410	1	0.00	$0.80	School books, supplies, equipment for vocational and technical schools technical schools	Education
71	670110	58	0.04	$221.66	College tuition	Education
72	670410	1	0.00	$5.86	Vocational and technical school tuition	Education
73	620111	877	0.58	$256.28	Social, recreation, health club membership	Entertainment - Fees and admisssions
74	550330	10	0.01	$8.65	Supportive and convalescent medical equipment	Health care
75	550340	1	0.00	$0.62	Hearing aids	Health care
76	570220	.	.	.	Care in convalescent or nursing home	Health care
77	570240	.	.	.	Medical care in retirement community	Health care
78	570903	.	.	.	Rental of supportive, convalescent medical equipment	Health care
79	580400	42	0.03	$30.49	Long term care insurance	Health care
80	580901	94	0.06	$46.93	Medicare payments	Health care
81	580903	12	0.01	$2.68	Commercial medicare supplement (not BCBS)	Health care
82	580904	.	.	.	Commercial medicare supplement (BCBS)	Health care
83	580907	4	0.00	$0.49	Medicare prescription drug premium	Health care
84	320901	27	0.02	$13.83	Office furniture for home use	Household furnishings
85	690115	.	.	.	Personal digital assistants	Household furnishings
86	690116	33	0.02	$3.71	Internet services away from home	Household furnishings
87	690117	48	0.03	$6.28	Portable memory	Household furnishings
88	690230	17	0.01	$7.85	Business equipment for home use	Household furnishings
89	340520	.	.	.	Household laundry and dry cleaning, sent out (nonclothing) not coin-operated	Household operations
90	340906	.	.	.	Care for elderly, invalids, handicapped, etc.	Household operations
91	340908	3	0.00	$0.05	Rental of office equipment for nonbusiness use	Household operations
92	340910	.	.	.	Adult day care centers	Household operations
93	680140	6	0.00	$4.84	Funeral expenses	Miscellaneous
94	680901	11	0.01	$3.66	Cemetery lots, vaults, maintenance fees	Miscellaneous
95	680904	.	.	.	Dating services	Miscellaneous
96	800111	.	.	.	Alimony expenditures	Miscellaneous
97	800121	170	0.11	$308.14	Child support expenditures	Miscellaneous
98	900002	289	0.19	$87.68	Occupational expenses	Miscellaneous
99	640130	23	0.02	$1.89	Wigs and hairpieces	Personal care products
100	640430	17	0.01	$1.29	Adult diapers	Personal care products

Table A-4(l). In-sample 2013-15 CEX Interview expenditures by husband/wife earners with three children ages 6-15 families

Personal consumption grouping=HW

Obs	UCC code	Total # of quarterly expenditures	Average # of quarterly expenditures per household	Average annual expenditures per household	Name of expenditure	CEX expenditure grouping
101	520310	97	0.06	$10.98	Drivers' license	Private transportation - Variable
102	520531	625	0.42	$55.95	Parking fees in home city, excluding residence	Private transportation - Variable
103	270102	3,632	2.42	$1,376.87	Cellular phone service	Shelter - Utilities
104	270104	209	0.14	$12.37	Phone cards	Shelter - Utilities
105	630110	416	0.28	$155.23	Cigarettes	Smoking
106	630210	162	0.11	$28.55	Other tobacco products	Smoking
Personal consumption grouping		**8,166**	**5.44**	**$2,896.40**		

Table A-4(l). In-sample 2013-15 CEX Interview expenditures by husband/wife earners with three children ages 6-15 families

Personal consumption grouping=NONE

Obs	UCC code	Total # of quarterly expenditures	Average # of quarterly expenditures per household	Average annual expenditures per household	Name of expenditure	CEX expenditure grouping
107	370110	108	0.07	$18.03	Boys' coats and jackets	Apparel - Clothing
108	370120	.	.	.	Boys' sweaters	Apparel - Clothing
109	370212	73	0.05	$5.04	Boys' nightwear	Apparel - Clothing
110	370311	21	0.01	$5.30	Boys' suits, sportcoats, vests	Apparel - Clothing
111	370314	657	0.44	$108.02	Boys' pants and shorts	Apparel - Clothing
112	370902	67	0.04	$6.93	Boys' costumes	Apparel - Clothing
113	370903	40	0.03	$11.03	Boys' uniforms	Apparel - Clothing
114	370904	53	0.04	$4.77	Boys' active sportswear	Apparel - Clothing
115	390110	111	0.07	$23.86	Girls' coats and jackets	Apparel - Clothing
116	390223	633	0.42	$111.53	Girls' skirts, pants, and shorts	Apparel - Clothing
117	390901	42	0.03	$12.56	Girls' uniforms	Apparel - Clothing
118	390902	63	0.04	$8.60	Girls' costumes	Apparel - Clothing
119	410110	17	0.01	$1.87	Infant coat, jacket, snowsuit	Apparel - Clothing
120	410120	.	.	.	Infant dresses, outerwear	Apparel - Clothing
121	410140	.	.	.	Infant nightwear, loungewear	Apparel - Clothing
122	660210	236	0.16	$86.23	School books, supplies, equipment for elementary, high school school	Education
123	660901	6	0.00	$10.58	School books, supplies, equipment for day care, nursery	Education
124	660902	6	0.00	$1.95	School books, supplies, equipment for other schools	Education
125	670210	244	0.16	$851.13	Elementary and high school tuition	Education
126	670901	11	0.01	$9.46	Other schools tuition	Education
127	670902	221	0.15	$83.67	Other school expenses including rentals	Education
128	670903	120	0.08	$72.98	Test preparation, tutoring services	Education
129	690118	88	0.06	$69.42	Digital book readers (new UCC Q20112)	Education
130	270310	3,124	2.08	$720.27	Cable and satellite television services	Entertainment - Equipment
131	270311	125	0.08	$17.11	Satellite radio service	Entertainment - Equipment
132	310140	76	0.05	$116.93	Televisions	Entertainment - Equipment
133	310210	20	0.01	$3.71	VCR's and video disc players	Entertainment - Equipment
134	310220	.	.	.	Video cassettes, tapes, and discs	Entertainment - Equipment
135	310231	126	0.08	$23.27	Video game software	Entertainment - Equipment
136	310240	1,007	0.67	$32.17	Streaming, downloading video	Entertainment - Equipment
137	310311	.	.	.	Radios	Entertainment - Equipment
138	310316	36	0.02	$16.54	Stereos, radios, speakers, and sound components including those in vehicles (new UCC Q20132)	Entertainment - Equipment
139	310320	.	.	.	Sound components and component systems	Entertainment - Equipment
140	310334	6	0.00	$3.01	Satellite dishes	Entertainment - Equipment
141	340610	.	.	.	Repair of tv, radio, and sound equipment	Entertainment - Equipment
142	340902	.	.	.	Rental of televisions	Entertainment - Equipment
143	340905	9	0.01	$0.35	Rental of VCR, radio, and sound equipment	Entertainment - Equipment
144	610130	96	0.06	$59.35	Musical instruments and accessories	Entertainment - Equipment
145	610320	661	0.44	$170.26	Pet purchase, supplies, medicine	Entertainment - Equipment
146	620904	63	0.04	$8.61	Rental and repair of musical instruments	Entertainment - Equipment
147	620912	.	.	.	Rental of video cassettes, tapes, films, and discs	Entertainment - Equipment
148	620916	.	.	.	Rental of computer and video game hardware and software (thru Q20111)	Entertainment - Equipment

Table A-4(l). In-sample 2013-15 CEX Interview expenditures by husband/wife earners with three children ages 6-15 families

Personal consumption grouping=NONE

Obs	UCC code	Total # of quarterly expenditures	Average # of quarterly expenditures per household	Average annual expenditures per household	Name of expenditure	CEX expenditure grouping
149	620917	.	.	.	Rental of video hardware/accessories (new UCC Q20112)	Entertainment - Equipment
150	620918	53	0.04	$1.97	Rental of video game software (new UCC Q20112)	Entertainment - Equipment
151	620930	52	0.03	$5.42	Online gaming services	Entertainment - Equipment
152	690320	2	0.00	$1.24	Installation of televisions	Entertainment - Equipment
153	690330	.	.	.	Installation of satellite television equipment	Entertainment - Equipment
154	690340	.	.	.	Installation of sound systems	Entertainment - Equipment
155	690350	.	.	.	Installation of other video equipment or sound systems	Entertainment - Equipment
156	520901	35	0.02	$14.14	Docking and landing fees	Entertainment - Other
157	520904	3	0.00	$0.20	Rental noncamper trailer	Entertainment - Other
158	520907	1	0.00	$0.53	Boat and trailer rental out-of-town trips	Entertainment - Other
159	600110	.	.	.	Outboard motors	Entertainment - Other
160	600121	2	0.00	$12.28	Boat without motor and boat trailers	Entertainment - Other
161	600122	3	0.00	$57.95	Trailer and other attachable campers	Entertainment - Other
162	600132	2	0.00	$32.49	Purchase of boat with motor	Entertainment - Other
163	600141	.	.	.	Purchase of motorized camper	Entertainment - Other
164	600142	3	0.00	$16.39	Purchase of other vehicle	Entertainment - Other
165	610120	18	0.01	$12.87	Playground equipment	Entertainment - Other
166	610140	9	0.01	$0.66	Stamp and coin collecting	Entertainment - Other
167	610210	11	0.01	$1.16	Film	Entertainment - Other
168	610230	22	0.01	$14.21	Photographic equipment	Entertainment - Other
169	620320	78	0.05	$21.31	Photographer fees	Entertainment - Other
170	620330	84	0.06	$10.87	Photo processing	Entertainment - Other
171	620905	1	0.00	$2.66	Repair and rental of photographic equipment	Entertainment - Other
172	620906	21	0.01	$2.77	Rental of boat	Entertainment - Other
173	620908	19	0.01	$8.68	Rental and repair of miscellaneous sports equipment	Entertainment - Other
174	620909	1	0.00	$6.92	Rental of campers on out-of-town trips	Entertainment - Other
175	620919	9	0.01	$5.93	Rental of other vehicles on out-of-town trips	Entertainment - Other
176	620921	3	0.00	$3.20	Rental of motorized camper	Entertainment - Other
177	620922	6	0.00	$2.43	Rental of other RV"s	Entertainment - Other
178	680310	6	0.00	$5.22	Live entertainment for catered affairs	Entertainment - Other
179	680320	20	0.01	$8.00	Rental of party supplies for catered affairs	Entertainment - Other
180	620410	159	0.11	$52.80	Pet services	Entertainment - Pets
181	190901	59	0.04	$13.40	Food or board at school	Food
182	190902	31	0.02	$29.59	Catered affairs	Food
183	790430	1,356	0.90	$269.45	School lunches	Food
184	230117	1	0.00	$0.13	Dishwashers (built-in), garbage disposals, range hoods, (renter) hoods, (renter)	Household furnishings
185	230118	22	0.01	$33.48	Dishwashers (built-in), garbage disposals, range hoods, (owned home) hoods, (owned home)	Household furnishings
186	230133	.	.	.	Wall-to-wall carpet (replacement) (owned home) (thru Q20111) Q20111)	Household furnishings
187	230134	.	.	.	Wall-to-wall carpet (renter) (thru Q20111)	Household furnishings
188	280210	52	0.03	$21.08	Curtains and draperies	Household furnishings
189	280220	30	0.02	$5.34	Slipcovers, decorative pillows	Household furnishings

Table A-4(l). In-sample 2013-15 CEX Interview expenditures by husband/wife earners with three children ages 6-15 families

Personal consumption grouping=NONE

Obs	UCC code	Total # of quarterly expenditures	Average # of quarterly expenditures per household	Average annual expenditures per household	Name of expenditure	CEX expenditure grouping
190	280230	.	.	.	Sewing materials for slipcovers, curtains, other sewing materials for the home sewing materials for the home	Household furnishings
191	280900	.	.	.	Other linens	Household furnishings
192	290110	48	0.03	$90.98	Mattress and springs	Household furnishings
193	290120	65	0.04	$117.99	Other bedroom furniture	Household furnishings
194	290210	46	0.03	$123.86	Sofas	Household furnishings
195	290310	28	0.02	$28.69	Living room chairs	Household furnishings
196	290320	18	0.01	$18.56	Living room tables	Household furnishings
197	290410	20	0.01	$22.17	Kitchen, dining room furniture	Household furnishings
198	290420	18	0.01	$12.94	Infants' furniture	Household furnishings
199	290430	41	0.03	$17.29	Outdoor furniture	Household furnishings
200	290440	57	0.04	$33.63	Wall units, cabinets and other occasional furniture	Household furnishings
201	300111	11	0.01	$15.20	Refrigerators, freezers (renter)	Household furnishings
202	300112	29	0.02	$88.21	Refrigerators, freezers (owned home)	Household furnishings
203	300211	.	.	.	Washing machines (renter)	Household furnishings
204	300212	.	.	.	Washing machines (owned home)	Household furnishings
205	300216	6	0.00	$8.89	Clothes washer or dryer (renter) (new UCC Q20132)	Household furnishings
206	300217	41	0.03	$88.92	Clothes washer or dryer (owned home) (new UCC Q20132 Q20132)	Household furnishings
207	300221	.	.	.	Clothes dryers (renter)	Household furnishings
208	300222	.	.	.	Clothes dryers (owned home)	Household furnishings
209	300311	2	0.00	$2.08	Cooking stoves, ovens (renter)	Household furnishings
210	300312	19	0.01	$91.79	Cooking stoves, ovens (owned home)	Household furnishings
211	300321	8	0.01	$1.58	Microwave ovens (renter)	Household furnishings
212	300322	19	0.01	$11.90	Microwave ovens (owned home)	Household furnishings
213	300331	.	.	.	Portable dishwasher (renter)	Household furnishings
214	300332	2	0.00	$1.45	Portable dishwasher (owned home)	Household furnishings
215	300411	2	0.00	$2.13	Window air conditioners (renter)	Household furnishings
216	300412	7	0.00	$4.17	Window air conditioners (owned home)	Household furnishings
217	320111	57	0.04	$32.39	Floor coverings, nonpermanent	Household furnishings
218	320120	23	0.02	$10.23	Window coverings	Household furnishings
219	320163	.	.	.	Wall-to-wall carpet (replacement)(renter) (thru 20111) Q20111)	Household furnishings
220	320310	.	.	.	Plastic dinnerware	Household furnishings
221	320330	33	0.02	$3.72	Flatware	Household furnishings
222	320360	.	.	.	Other serving pieces	Household furnishings
223	320511	44	0.03	$20.03	Electric floor cleaning equipment	Household furnishings
224	320512	7	0.00	$1.85	Sewing machines	Household furnishings
225	320521	160	0.11	$32.42	Small electric kitchen appliances	Household furnishings
226	320522	26	0.02	$11.93	Portable heating and cooling equipment	Household furnishings
227	320903	323	0.22	$49.28	Indoor plants, fresh flowers	Household furnishings
228	340904	12	0.01	$4.39	Rental of furniture	Household furnishings
229	690111	148	0.10	$180.60	Computers and computer hardware for nonbusiness use	Household furnishings
230	690112	.	.	.	Computer software and accessories for nonbusiness use (thru Q20111) (thru Q20111)	Household furnishings
231	690119	36	0.02	$9.79	Computer software (new UCC Q20112)	Household furnishings

Table A-4(l). In-sample 2013-15 CEX Interview expenditures by husband/wife earners with three children ages 6-15 families

Personal consumption grouping=NONE

Obs	UCC code	Total # of quarterly expenditures	Average # of quarterly expenditures per household	Average annual expenditures per household	Name of expenditure	CEX expenditure grouping
232	690120	.	.	.	Computer accessories (new UCC Q20112)	Household furnishings
233	690210	.	.	.	Telephone answering devices	Household furnishings
234	690241	.	.	.	Smoke alarms (renter)	Household furnishings
235	690242	.	.	.	Smoke alarms (owned home)	Household furnishings
236	690243	.	.	.	Smoke alarms (owned vacation)	Household furnishings
237	690244	18	0.01	$4.18	Other household appliances (renter)	Household furnishings
238	690245	23	0.02	$8.53	Other household appliances (owned home)	Household furnishings
239	330511	119	0.08	$5.85	Termite/pest control products	Household operations
240	340210	423	0.28	$324.89	Babysitting and child care (new UCC Q20132)	Household operations
241	340211	.	.	.	Babysitting and child care in your own home	Household operations
242	340212	.	.	.	Babysitting and child care in someone else's home	Household operations
243	340310	342	0.23	$281.04	Housekeeping services	Household operations
244	340410	513	0.34	$144.10	Gardening, lawn care service	Household operations
245	340420	93	0.06	$6.31	Water softening service	Household operations
246	340510	55	0.04	$24.31	Moving, storage, freight	Household operations
247	340530	.	.	.	Coin-operated household laundry and dry cleaning (nonclothing)	Household operations
248	340620	64	0.04	$16.68	Appliance repair, including service center	Household operations
249	340630	11	0.01	$7.78	Reupholstering, furniture repair	Household operations
250	340901	26	0.02	$7.13	Repairs/rentals of lawn and garden equipment, hand or power tools, other household equipment	Household operations
251	340903	30	0.02	$15.09	Other home services	Household operations
252	340907	5	0.00	$0.65	Appliance rental	Household operations
253	340914	119	0.08	$23.41	Services for termite/pest control	Household operations
254	340915	257	0.17	$35.03	Home security system service fee	Household operations
255	670310	609	0.41	$750.66	Day care centers, nursery, and preschools	Household operations
256	690113	22	0.01	$13.30	Repair of computer systems for nonbusiness use	Household operations
257	690114	3,710	2.47	$452.34	Computer information services	Household operations
258	690310	.	.	.	Installation of computer	Household operations
259	990900	.	.	.	Rental and installation of dishwashers, range hoods, and garbage disposals	Household operations
260	002120	34	0.02	$20.15	Other nonhealth insurance	Miscellaneous
261	005420	.	.	.	Finance, late, interest charges for credit cards (new UC Q20132)	Miscellaneous
262	005520	.	.	.	Finance, late, interest charges for student loans (new UCC Q20132)	Miscellaneous
263	005620	.	.	.	Finance, late, interest charges for other loans (new UCC Q20132)	Miscellaneous
264	620112	18	0.01	$1.84	Credit card memberships	Miscellaneous
265	620115	95	0.06	$17.90	Shopping club membership fees	Miscellaneous
266	680110	37	0.02	$114.01	Legal fees	Miscellaneous
267	680210	11	0.01	$1.34	Safe deposit box rental	Miscellaneous
268	680220	509	0.34	$38.91	Checking accounts, other bank service charges	Miscellaneous
269	680902	96	0.06	$92.70	Accounting fees	Miscellaneous
270	680905	19	0.01	$24.28	Vacation clubs	Miscellaneous
271	700110	620	0.41	$416.88	Life, endowment, annuity, other personal insurance	Miscellaneous
272	710110	.	.	.	Finance charges excluding mortgage and vehicle	Miscellaneous
273	790600	124	0.08	$21.18	Expenses for other properties	Miscellaneous

Table A-4(l). In-sample 2013-15 CEX Interview expenditures by husband/wife earners with three children ages 6-15 families

Personal consumption grouping=NONE

Obs	UCC code	Total # of quarterly expenditures	Average # of quarterly expenditures per household	Average annual expenditures per household	Name of expenditure	CEX expenditure grouping
274	800804	14	0.01	$21.87	Support for college students	Miscellaneous
275	800811	1	0.00	$0.53	Gift to non-CU members of stocks, bonds, and mutual funds	Miscellaneous
276	800821	472	0.31	$316.43	Cash contributions to charities and other organizations	Miscellaneous
277	800831	1,452	0.97	$1,210.11	Cash contributions to church, religious organizations	Miscellaneous
278	800841	87	0.06	$59.30	Cash contribution to educational institutions	Miscellaneous
279	800851	17	0.01	$5.78	Cash contribution to political organizations	Miscellaneous
280	800861	402	0.27	$167.59	Other cash gifts	Miscellaneous
281	880210	.	.	.	Interest paid, home equity line of credit (other property)	Miscellaneous
282	530902	9	0.01	$13.13	School bus	Public transportation - Fixed
283	210110	1,136	0.76	$3,220.18	Rent	Shelter - Fixed
284	210210	410	0.27	$614.45	Lodging on out-of-town trips	Shelter - Fixed
285	210310	1	0.00	$16.46	Housing while attending school	Shelter - Fixed
286	210901	14	0.01	$93.38	Ground rent	Shelter - Fixed
287	210902	2	0.00	$35.24	Ground rent	Shelter - Fixed
288	220121	376	0.25	$435.08	Homeowners insurance	Shelter - Fixed
289	220122	8	0.01	$4.76	Homeowners insurance	Shelter - Fixed
290	220211	3,034	2.02	$2,662.86	Property taxes	Shelter - Fixed
291	220212	235	0.16	$83.66	Property taxes	Shelter - Fixed
292	220311	2,621	1.75	$5,851.35	Mortgage interest	Shelter - Fixed
293	220312	86	0.06	$134.92	Mortgage interest	Shelter - Fixed
294	220313	72	0.05	$35.20	Interest paid, home equity loan	Shelter - Fixed
295	220314	.	.	.	Interest paid, home equity loan	Shelter - Fixed
296	220901	10	0.01	$3.23	Parking	Shelter - Fixed
297	220902	2	0.00	$0.24	Parking	Shelter - Fixed
298	230112	24	0.02	$78.53	Painting and papering	Shelter - Fixed
299	230113	59	0.04	$132.16	Plumbing and water heating	Shelter - Fixed
300	230114	107	0.07	$111.42	Heat, a/c, electrical work	Shelter - Fixed
301	230115	14	0.01	$94.44	Roofing and gutters	Shelter - Fixed
302	230121	.	.	.	Repair and replacement of hard surface flooring	Shelter - Fixed
303	230122	.	.	.	Repair and replacement of hard surface flooring	Shelter - Fixed
304	230123	.	.	.	Repair and replacement of hard surface flooring	Shelter - Fixed
305	230141	1	0.00	$0.32	Repair of built-in appliances	Shelter - Fixed
306	230142	1	0.00	$0.48	Repair of built-in appliances	Shelter - Fixed
307	230150	11	0.01	$11.33	Repair or maintenance services	Shelter - Fixed
308	230151	84	0.06	$393.31	Other repair and maintenance services	Shelter - Fixed
309	230152	20	0.01	$3.09	Repair and remodeling services	Shelter - Fixed
310	230901	71	0.05	$69.75	Property management	Shelter - Fixed
311	230902	16	0.01	$8.67	Property management	Shelter - Fixed
312	240111	5	0.00	$0.76	Paint, wallpaper, and supplies	Shelter - Fixed
313	240112	79	0.05	$22.45	Paints, wallpaper and supplies	Shelter - Fixed
314	240113	.	.	.	Paints, wallpaper, supplies	Shelter - Fixed
315	240121	5	0.00	$0.08	Tools and equipment for painting and wallpapering	Shelter - Fixed

Table A-4(l). In-sample 2013-15 CEX Interview expenditures by husband/wife earners with three children ages 6-15 families

Personal consumption grouping=NONE

Obs	UCC code	Total # of quarterly expenditures	Average # of quarterly expenditures per household	Average annual expenditures per household	Name of expenditure	CEX expenditure grouping
316	240122	79	0.05	$2.41	Tools and equipment for painting and wallpapering	Shelter - Fixed
317	240123	.	.	.	Tools and equipment for painting and wallpapering	Shelter - Fixed
318	240211	.	.	.	Materials for plastering, panels, roofing, gutters, etc. etc.	Shelter - Fixed
319	240212	24	0.02	$28.53	Materials for plaster., panel., siding, windows, doors, screens, awnings	Shelter - Fixed
320	240213	8	0.01	$6.64	Materials and equipment for roof and gutters	Shelter - Fixed
321	240214	.	.	.	Materials for plastering, paneling, roofing, gutters, downspouts, siding, windows, doors, screens, and awnings	Shelter - Fixed
322	240221	.	.	.	Materials for patio, walk, fence, driveway, masonry, brick and stucco work brick and stucco work	Shelter - Fixed
323	240222	12	0.01	$1.35	Materials for patio, walk, fence, driveway, masonry, brick and stucco work	Shelter - Fixed
324	240223	.	.	.	Material for patio, walk, fence, drive, masonry, brick, stucco	Shelter - Fixed
325	240311	5	0.00	$0.84	Plumbing supplies and equipment	Shelter - Fixed
326	240312	32	0.02	$11.54	Plumbing supplies and equipment	Shelter - Fixed
327	240313	.	.	.	Plumbing supplies and equipment	Shelter - Fixed
328	240321	4	0.00	$0.69	Electrical supplies, heating and cooling equipment	Shelter - Fixed
329	240322	22	0.01	$13.19	Electrical supplies, heating and cooling equipment	Shelter - Fixed
330	240323	.	.	.	Electrical supplies, heating and cooling equipment	Shelter - Fixed
331	320611	6	0.00	$0.67	Material for insulation, other maintenance and repair	Shelter - Fixed
332	320612	87	0.06	$34.38	Material for insulation, other maintenance and repair	Shelter - Fixed
333	320613	.	.	.	Material for insulation, other maintenance and repair	Shelter - Fixed
334	320621	.	.	.	Material for hard surface flooring	Shelter - Fixed
335	320622	.	.	.	Materials for hard surface flooring, repair and replacement	Shelter - Fixed
336	320623	.	.	.	Materials for hard surface flooring	Shelter - Fixed
337	320624	5	0.00	$6.61	Flooring installation, repair, replacement (new UC Q20132)	Shelter - Fixed
338	320625	32	0.02	$91.19	Flooring installation, repair, replacement (new UC Q20132)	Shelter - Fixed
339	320626	.	.	.	Flooring installation, repair, replacement (new UC Q20132)	Shelter - Fixed
340	320631	1	0.00	$1.60	Material for landscape maintenance	Shelter - Fixed
341	320632	.	.	.	Materials for landscaping maintenance	Shelter - Fixed
342	320633	.	.	.	Materials for landscaping maintenance	Shelter - Fixed
343	340911	8	0.01	$5.16	Management and upkeep services for security	Shelter - Fixed
344	340912	5	0.00	$0.84	Management and upkeep services for security	Shelter - Fixed
345	350110	63	0.04	$13.26	Tenant's insurance	Shelter - Fixed
346	790690	.	.	.	Construction materials for jobs not started	Shelter - Fixed
347	880110	200	0.13	$106.42	Interest paid, home equity line of credit	Shelter - Fixed
348	880310	3	0.00	$0.32	Interest paid, home equity line of credit	Shelter - Fixed
349	990920	4	0.00	$9.12	Materials for additions, finishing basements, remodeling rooms remodeling rooms	Shelter - Fixed
350	990930	.	.	.	Materials to finish basement, remodel rooms or build patios, walks, etc. (maint., repair and repl. - owned properties)	Shelter - Fixed
351	990940	.	.	.	Material for finishing basements and remodeling rooms	Shelter - Fixed
352	270105	.	.	.	Voice over IP service	Shelter - Utilities
353	270106	2,001	1.33	$329.64	Residential telephone including VOIP (new UCC Q20132)	Shelter - Utilities
354	270411	331	0.22	$30.63	Trash/garb. coll. (renter)	Shelter - Utilities
355	270412	1,428	0.95	$145.51	Trash/garb. coll. (owned home)	Shelter - Utilities

Table A-4(l). In-sample 2013-15 CEX Interview expenditures by husband/wife earners with three children ages 6-15 families

Personal consumption grouping=NONE

Obs	UCC code	Total # of quarterly expenditures	Average # of quarterly expenditures per household	Average annual expenditures per household	Name of expenditure	CEX expenditure grouping
356	270413	5	0.00	$0.93	Trash/garb. coll. (owned vacation)	Shelter - Utilities
357	270414	4	0.00	$1.17	Trash/garb. coll. (rented vacation)	Shelter - Utilities
Personal consumption grouping		**35,025**	**23.32**	**$24,114.03**		

Personal consumption grouping=PAYROLL

Obs	UCC code	Total # of quarterly expenditures	Average # of quarterly expenditures per household	Average annual expenditures per household	Name of expenditure	CEX expenditure grouping
358	800910	.	.	.	Deductions for government retirement	Payrolll Deductions
359	800920	.	.	.	Deductions for railroad retirement	Payrolll Deductions
360	800931	.	.	.	Deductions for private pensions	Payrolll Deductions
361	800932	.	.	.	Non-payroll deposit to retirement plans	Payrolll Deductions
362	800940	.	.	.	Deductions for Social Security	Payrolll Deductions
Personal consumption grouping		**0**	**0.00**	**$0.00**		

Personal consumption grouping=UTIL

Obs	UCC code	Total # of quarterly expenditures	Average # of quarterly expenditures per household	Average annual expenditures per household	Name of expenditure	CEX expenditure grouping
363	250111	.	.	.	Fuel oil (renter)	Shelter - Utilities
364	250112	51	0.03	$55.70	Fuel oil (owned home)	Shelter - Utilities
365	250113	.	.	.	Fuel oil (owned vacation)	Shelter - Utilities
366	250114	.	.	.	Fuel oil (rented vacation)	Shelter - Utilities
367	250211	5	0.00	$2.00	Gas, btld/tank (renter)	Shelter - Utilities
368	250212	31	0.02	$15.75	Gas, btld/tank (owned home)	Shelter - Utilities
369	250213	36	0.02	$7.79	Gas, btld/tank (owned vacation)	Shelter - Utilities
370	250214	.	.	.	Gas, btld/tank (rented vacation)	Shelter - Utilities
371	250911	.	.	.	Coal, wood, other fuels (renter)	Shelter - Utilities
372	250912	17	0.01	$7.63	Coal, wood, other fuels (owned home)	Shelter - Utilities
373	250913	.	.	.	Coal, wood, other fuels (owned vacation)	Shelter - Utilities
374	250914	.	.	.	Coal, wood, other fuels (rented vacation)	Shelter - Utilities
375	260111	1,029	0.69	$388.05	Electricity (renter)	Shelter - Utilities
376	260112	3,005	2.00	$1,316.82	Electricity (owned home)	Shelter - Utilities
377	260113	29	0.02	$5.12	Electricity (owned vacation)	Shelter - Utilities
378	260114	14	0.01	$7.53	Electricity (rented vacation)	Shelter - Utilities
379	260211	546	0.36	$97.41	Utility--natural gas (renter)	Shelter - Utilities
380	260212	2,032	1.35	$429.76	Utility--natural gas (owned home)	Shelter - Utilities
381	260213	20	0.01	$4.36	Utility--natural gas (owned vacation)	Shelter - Utilities
382	260214	14	0.01	$3.29	Utility--natural gas (rented vacation)	Shelter - Utilities
383	270101	.	.	.	Residential telephone/pay phones	Shelter - Utilities
384	270211	517	0.34	$97.88	Water/sewer maint. (renter)	Shelter - Utilities
385	270212	2,187	1.46	$439.76	Water/sewer maint. (owned home)	Shelter - Utilities

Table A-4(l). In-sample 2013-15 CEX Interview expenditures by husband/wife earners with three children ages 6-15 families

Personal consumption grouping=UTIL

Obs	UCC code	Total # of quarterly expenditures	Average # of quarterly expenditures per household	Average annual expenditures per household	Name of expenditure	CEX expenditure grouping
386	270213	2	0.00	$0.47	Water/sewer maint. (owned vacation)	Shelter - Utilities
387	270214	4	0.00	$0.75	Water/sewer maint. (rented vacation)	Shelter - Utilities
388	270901	.	.	.	Septic tank clean. (renter)	Shelter - Utilities
389	270902	13	0.01	$11.27	Septic tank clean. (owned home)	Shelter - Utilities
390	270903	1	0.00	$0.73	Septic tank clean. (owned vacation)	Shelter - Utilities
391	270904	.	.	.	Septic tank clean. (rented vacation)	Shelter - Utilities
Personal consumption grouping		**9,553**	**6.36**	**$2,892.05**		

Personal consumption grouping=VEH_OPR

Obs	UCC code	Total # of quarterly expenditures	Average # of quarterly expenditures per household	Average annual expenditures per household	Name of expenditure	CEX expenditure grouping
392	520532	84	0.06	$9.39	Parking fees, out-of-town trips	Private transportation - Fixed
393	520542	128	0.09	$6.43	Tolls on out-of-town trips	Private transportation - Fixed
394	470111	4,038	2.69	$3,104.42	Gasoline	Private transportation - Variable
395	470112	143	0.10	$85.03	Diesel fuel	Private transportation - Variable
396	470113	543	0.36	$196.10	Gasoline on out-of-town trips	Private transportation - Variable
397	470211	303	0.20	$16.17	Motor oil	Private transportation - Variable
398	470212	543	0.36	$1.98	Motor oil on out-of-town trips	Private transportation - Variable
399	490312	640	0.43	$99.17	Lube, oil change, and oil filters	Private transportation - Variable
400	520541	772	0.51	$44.47	Tolls or electronic toll passes	Private transportation - Variable
Personal consumption grouping		**7,194**	**4.79**	**$3,563.15**		

Personal consumption grouping=VEH_OWN

Obs	UCC code	Total # of quarterly expenditures	Average # of quarterly expenditures per household	Average annual expenditures per household	Name of expenditure	CEX expenditure grouping
401	450110	9	0.01	$525.55	New cars	Private transportation - Fixed
402	450210	15	0.01	$1,346.03	New trucks	Private transportation - Fixed
403	450220	.	.	.	New motorcycles	Private transportation - Fixed
404	450310	.	.	.	Car lease payments	Private transportation - Fixed
405	450313	.	.	.	Cash downpayment (car lease)	Private transportation - Fixed
406	450314	.	.	.	Termination fee (car lease)	Private transportation - Fixed
407	450350	347	0.23	$380.86	Car/truck lease payments (new UCC Q20132)	Private transportation - Fixed
408	450351	.	.	.	Extra fees for car/truck lease (new UCC Q20132)	Private transportation - Fixed
409	450352	5	0.00	$89.21	Trade in allowance for car/truck lease (new UCC Q20132)	Private transportation - Fixed
410	450353	6	0.00	$33.47	Cash downpayment car/truck lease (new UCC Q20132	Private transportation - Fixed
411	450354	1	0.00	$1.33	Termination fee for car/truck lease (new UCC Q20132)	Private transportation - Fixed
412	450410	.	.	.	Truck lease payments	Private transportation - Fixed
413	450413	.	.	.	Cash downpayment (truck lease)	Private transportation - Fixed
414	450414	.	.	.	Termination fee (truck lease)	Private transportation - Fixed
415	450900	.	.	.	New aircraft	Private transportation - Fixed
416	460110	33	0.02	$794.07	Used cars	Private transportation - Fixed

Table A-4(l). In-sample 2013-15 CEX Interview expenditures by husband/wife earners with three children ages 6-15 families

Personal consumption grouping=VEH_OWN

Obs	UCC code	Total # of quarterly expenditures	Average # of quarterly expenditures per household	Average annual expenditures per household	Name of expenditure	CEX expenditure grouping
417	460901	39	0.03	$891.99	Used trucks	Private transportation - Fixed
418	460902	1	0.00	$2.66	Used motorcycles	Private transportation - Fixed
419	460903	.	.	.	Used aircraft	Private transportation - Fixed
420	480213	181	0.12	$68.71	Parts, equipment, and accessories	Private transportation - Fixed
421	480214	.	.	.	Vehicle audio equipment	Private transportation - Fixed
422	480215	.	.	.	Vehicle video equipment	Private transportation - Fixed
423	490110	17	0.01	$33.47	Body work and painting	Private transportation - Fixed
424	490900	37	0.02	$29.64	Auto repair service policy	Private transportation - Fixed
425	510110	626	0.42	$72.60	Automobile finance charges	Private transportation - Fixed
426	510901	1,474	0.98	$228.59	Truck finance charges	Private transportation - Fixed
427	510902	35	0.02	$3.87	Motorcycle and plane finance charges	Private transportation - Fixed
428	520110	379	0.25	$148.44	Vehicle registration state/local	Private transportation - Fixed
429	520410	133	0.09	$14.92	Vehicle inspection	Private transportation - Fixed
430	520511	.	.	.	Auto rental	Private transportation - Fixed
431	520512	.	.	.	Auto rental, out-of-town trips	Private transportation - Fixed
432	520516	132	0.09	$43.68	Auto/truck rental (new UCC Q20132)	Private transportation - Fixed
433	520517	32	0.02	$23.52	Auto/truck rental, out-of-town trips (new UCC Q20132)	Private transportation - Fixed
434	520521	.	.	.	Truck rental	Private transportation - Fixed
435	520522	.	.	.	Truck rental, out-of-town trips	Private transportation - Fixed
436	520560	.	.	.	Global positioning services	Private transportation - Fixed
437	520902	3	0.00	$0.20	Motorcycle rental	Private transportation - Fixed
438	520903	.	.	.	Aircraft rental	Private transportation - Fixed
439	520905	.	.	.	Motorcycle rental, out-of-town trips	Private transportation - Fixed
440	520906	.	.	.	Aircraft rental, out-of-town trips	Private transportation - Fixed
441	620113	.	.	.	Automobile service clubs	Private transportation - Fixed
442	620114	68	0.05	$16.32	Automobile service clubs and GPS services (new UCC Q20132) Q20132)	Private transportation - Fixed
443	850300	85	0.06	$14.30	Other vehicle finance charges	Private transportation - Fixed
444	470220	362	0.24	$6.48	Coolant, brake fluid, transmission fluid, and other additives	Private transportation - Variable
445	480110	147	0.10	$171.30	Tires - purchased, replaced, installed	Private transportation - Variable
446	490211	.	.	.	Clutch, transmission repair	Private transportation - Variable
447	490212	.	.	.	Drive shaft and rear-end repair	Private transportation - Variable
448	490221	.	.	.	Brake work, including adjustments	Private transportation - Variable
449	490231	.	.	.	Repair to steering or front-end	Private transportation - Variable
450	490232	.	.	.	Repair to engine cooling system	Private transportation - Variable
451	490300	140	0.09	$202.59	Vehicle or engine repairs (new UCC Q20132)	Private transportation - Variable
452	490311	75	0.05	$70.92	Motor tune-up	Private transportation - Variable
453	490313	41	0.03	$17.90	Front-end alignment, wheel balance and rotation	Private transportation - Variable

Table A-4(l). In-sample 2013-15 CEX Interview expenditures by husband/wife earners with three children ages 6-15 families

Personal consumption grouping=VEH_OWN

Obs	UCC code	Total # of quarterly expenditures	Average # of quarterly expenditures per household	Average annual expenditures per household	Name of expenditure	CEX expenditure grouping
454	490314	12	0.01	$25.81	Shock absorber replacement	Private transportation - Variable
455	490318	155	0.10	$109.44	Repair tires and other repair work	Private transportation - Variable
456	490319	.	.	.	Vehicle air conditioning repair	Private transportation - Variable
457	490411	.	.	.	Exhaust system repair	Private transportation - Variable
458	490412	.	.	.	Electrical system repair	Private transportation - Variable
459	490413	.	.	.	Motor repair, replacement	Private transportation - Variable
460	520550	12	0.01	$5.09	Towing charges	Private transportation - Variable
Personal consumption grouping		**4,602**	**3.06**	**$5,372.96**		

Personal consumption grouping=WIFE

Obs	UCC code	Total # of quarterly expenditures	Average # of quarterly expenditures per household	Average annual expenditures per household	Name of expenditure	CEX expenditure grouping
461	380311	17	0.01	$5.32	Women's sportcoats, tailored jackets	Apparel - Clothing
462	380510	7	0.00	$3.23	Women's suits	Apparel - Clothing
463	380902	19	0.01	$4.00	Women's uniforms	Apparel - Clothing
464	380903	10	0.01	$0.80	Women's costumes	Apparel - Clothing
Personal consumption grouping		**53**	**0.04**	**$13.34**		
		79,753	**53.10**	**$45,706.28**		

Table A-5(D). In-sample 2013-15 CEX Diary expenditures by husband/wife only retired households

Personal consumption grouping=FAMILY

Obs	UCC code	Total # of weekly expenditures	Average # of weekly expenditures per household	Average annual expenditures per household	Name of expenditure	CEX expenditure grouping
1	420110	.	.	.	Material for making clothes	Apparel - Other
2	420115	94	0.07	$32.42	Material and supplies for sewing, needlework, quilting (includes household items) (new UCC Q20131) quilting (includes household items) (new UCC	Apparel - Other
3	420120	.	.	.	Sewing patterns and notions	Apparel - Other
4	620121	101	0.07	$96.15	Fees for participant sports	Entertainment - Fees and admisssions
5	550210	503	0.37	$199.07	Nonprescription drugs	Health care
6	550310	219	0.16	$66.49	Topicals and dressings	Health care
7	550410	148	0.11	$105.67	Nonprescription vitamins	Health care
8	570902	1	0.00	$1.64	Repair of medical equipment	Health care
9	280110	64	0.05	$25.32	Bathroom linens	Household furnishings
10	320904	38	0.03	$21.95	Closet and storage items	Household furnishings
11	430130	9	0.01	$6.80	Luggage	Household furnishings
12	330110	363	0.26	$88.26	Soaps and detergents	Household supplies
13	330210	454	0.33	$91.16	Other laundry cleaning products	Household supplies
14	330310	612	0.44	$144.32	Cleansing and toilet tissue, paper towels and napkins napkins	Household supplies
15	330410	383	0.28	$80.70	Stationery, stationery supplies, giftwrap	Household supplies
16	680903	13	0.01	$20.00	Miscellaneous personal services	Miscellaneous
17	640110	148	0.11	$58.00	Hair care products	Personal care products
18	640120	23	0.02	$6.03	Nonelectric articles for the hair	Personal care products
19	640210	253	0.18	$53.98	Oral hygiene products, articles	Personal care products
20	640420	7	0.01	$6.76	Electric personal care appliances	Personal care products
21	650900	.	.	.	Repair of personal care appliances	Personal care products
Personal consumption grouping		**3,433**	**2.49**	**$1,104.70**		

Table A-5(D). In-sample 2013-15 CEX Diary expenditures by husband/wife only retired households

Personal consumption grouping=FOOD

Obs	UCC code	Total # of weekly expenditures	Average # of weekly expenditures per household	Average annual expenditures per household	Name of expenditure	CEX expenditure grouping
22	010110	92	0.07	$12.96	Flour	Food
23	010120	145	0.11	$14.61	Prepared flour mixes	Food
24	010210	559	0.41	$86.78	Ready-to-eat and cooked cereals	Food
25	010310	110	0.08	$15.83	Rice	Food
26	010320	298	0.22	$28.71	Pasta, cornmeal and other cereal products	Food
27	020110	655	0.48	$46.61	White bread	Food
28	020210	915	0.66	$74.05	Bread, other than white	Food
29	020310	568	0.41	$65.44	Biscuits and rolls	Food
30	020410	189	0.14	$32.94	Cakes and cupcakes	Food
31	020510	447	0.32	$61.64	Cookies	Food
32	020610	329	0.24	$40.24	Crackers	Food
33	020620	60	0.04	$6.08	Bread and cracker products	Food
34	020710	278	0.20	$40.49	Sweetrolls, coffee cakes, doughnuts	Food
35	020810	167	0.12	$23.82	Frozen and refrigerated bakery products	Food
36	020820	136	0.10	$22.11	Pies, tarts, turnovers	Food
37	030110	298	0.22	$88.08	Ground beef	Food
38	030210	45	0.03	$15.93	Chuck roast	Food
39	030310	22	0.02	$7.29	Round roast	Food
40	030410	44	0.03	$21.08	Other roast	Food
41	030510	76	0.06	$15.63	Round steak	Food
42	030610	86	0.06	$20.65	Sirloin steak	Food
43	030710	144	0.10	$41.11	Other steak	Food
44	030810	74	0.05	$29.52	Other beef	Food
45	040110	172	0.12	$37.65	Bacon	Food
46	040210	115	0.08	$29.79	Pork chops	Food
47	040310	159	0.12	$41.11	Ham, not canned	Food
48	040410	148	0.11	$41.23	Other pork	Food
49	040510	225	0.16	$39.35	Sausage	Food
50	040610	6	0.00	$0.75	Canned ham	Food
51	050110	151	0.11	$22.47	Frankfurters	Food
52	050210	196	0.14	$25.47	Bologna, liverwurst, salami	Food
53	050310	400	0.29	$60.00	Other lunchmeats	Food
54	050410	22	0.02	$7.42	Lamb and organ meats	Food
55	050900	2	0.00	$0.86	Mutton, goat and game	Food
56	060110	154	0.11	$28.90	Fresh and frozen whole chicken	Food
57	060210	325	0.24	$71.58	Fresh and frozen chicken parts	Food
58	060310	144	0.10	$38.08	Other poultry	Food
59	070110	146	0.11	$20.65	Canned fish and seafood	Food
60	070230	177	0.13	$63.02	Fresh fish and shellfish	Food
61	070240	127	0.09	$40.16	Frozen fish and shellfish	Food
62	080110	603	0.44	$77.88	Eggs	Food
63	090110	1,044	0.76	$129.90	Fresh milk, all types	Food
64	090210	253	0.18	$24.59	Cream	Food

Table A-5(D). In-sample 2013-15 CEX Diary expenditures by husband/wife only retired households

Personal consumption grouping=FOOD

Obs	UCC code	Total # of weekly expenditures	Average # of weekly expenditures per household	Average annual expenditures per household	Name of expenditure	CEX expenditure grouping
65	100110	226	0.16	$35.27	Butter	Food
66	100210	902	0.66	$136.80	Cheese	Food
67	100410	482	0.35	$81.22	Ice cream and related products	Food
68	100510	412	0.30	$56.05	Miscellaneous dairy products	Food
69	110110	301	0.22	$40.00	Apples	Food
70	110210	863	0.63	$50.80	Bananas	Food
71	110310	201	0.15	$34.29	Oranges	Food
72	110410	1,397	1.01	$169.73	Other fresh fruits	Food
73	110510	507	0.37	$42.20	Citrus fruits, excluding oranges	Food
74	120110	377	0.27	$44.38	Potatoes	Food
75	120210	380	0.28	$35.62	Lettuce	Food
76	120310	470	0.34	$48.71	Tomatoes	Food
77	120410	2,059	1.50	$159.70	Other fresh vegetables	Food
78	130110	12	0.01	$1.97	Frozen orange juice	Food
79	130121	36	0.03	$7.43	Frozen fruits	Food
80	130122	6	0.00	$0.83	Frozen fruit juices	Food
81	130211	115	0.08	$15.88	Fresh fruit juice	Food
82	130212	433	0.31	$58.58	Canned and bottled fruit juice	Food
83	130310	291	0.21	$27.54	Canned fruits	Food
84	130320	99	0.07	$13.38	Dried fruit	Food
85	140110	288	0.21	$33.11	Frozen vegetables	Food
86	140210	257	0.19	$23.10	Canned beans	Food
87	140220	107	0.08	$9.65	Canned corn	Food
88	140230	329	0.24	$28.05	Canned miscellaneous vegetables	Food
89	140310	1	0.00	$0.36	Dried processed vegetables	Food
90	140320	3	0.00	$0.30	Dried peas	Food
91	140330	44	0.03	$5.04	Dried beans	Food
92	140340	92	0.07	$9.48	Dried miscellaneous vegetables	Food
93	140410	1	0.00	$0.16	Frozen vegetable juices	Food
94	140420	106	0.08	$14.26	Fresh and canned vegetable juices	Food
95	150110	694	0.50	$97.28	Candy and chewing gum	Food
96	150211	160	0.12	$19.40	Sugar	Food
97	150212	55	0.04	$9.94	Artificial sweeteners	Food
98	150310	261	0.19	$37.06	Jams, preserves, other sweets	Food
99	160110	87	0.06	$9.99	Margarine	Food
100	160211	206	0.15	$39.83	Fats and oils	Food
101	160212	240	0.17	$33.05	Salad dressings	Food
102	160310	176	0.13	$21.60	Nondairy cream and imitation milk	Food
103	160320	109	0.08	$17.10	Peanut butter	Food
104	170110	415	0.30	$66.55	Cola	Food
105	170210	390	0.28	$44.48	Other carbonated drinks	Food
106	170510	138	0.10	$33.05	Noncarbonated fruit flavored drinks, including non-frozen lemonade non-frozen lemonade	Food

Table A-5(D). In-sample 2013-15 CEX Diary expenditures by husband/wife only retired households

Personal consumption grouping=FOOD

Obs	UCC code	Total # of weekly expenditures	Average # of weekly expenditures per household	Average annual expenditures per household	Name of expenditure	CEX expenditure grouping
107	170531	80	0.06	$11.81	Other noncarbonated beverages and ice	Food
108	170532	295	0.21	$43.97	Bottled water	Food
109	170533	50	0.04	$8.66	Sports drinks	Food
110	180110	503	0.37	$58.34	Canned and packaged soups	Food
111	180210	286	0.21	$56.28	Frozen meals	Food
112	180220	239	0.17	$53.62	Other frozen prepared foods	Food
113	180310	782	0.57	$100.41	Potato chips and other snacks	Food
114	180320	293	0.21	$68.45	Nuts	Food
115	180410	372	0.27	$35.65	Salt, spices, other seasonings	Food
116	180420	176	0.13	$20.72	Olives, pickles, relishes	Food
117	180510	563	0.41	$52.77	Sauces and gravies	Food
118	180520	196	0.14	$26.71	Baking needs and miscellaneous products	Food
119	180611	327	0.24	$45.36	Prepared salads	Food
120	180612	204	0.15	$21.45	Prepared desserts	Food
121	180710	743	0.54	$141.12	Miscellaneous prepared foods	Food
122	180720	.	.	.	Vitamin supplements	Food
123	190111	920	0.67	$261.13	Lunch at fast food, take-out, delivery, concession stands, buffet and cafeteria (other than employer and school cafeteria)	Food
124	190112	685	0.50	$500.83	Lunch at full service restaurants	Food
125	190113	39	0.03	$6.00	Lunch at vending machines and mobile vendors	Food
126	190114	43	0.03	$13.36	Lunch at employer and school cafeterias	Food
127	190211	493	0.36	$217.43	Dinner at fast food, take-out, delivery, concession stands, buffet and cafeteria (other than employer and school cafeteria)	Food
128	190212	686	0.50	$898.78	Dinner at full service restaurants	Food
129	190213	7	0.01	$1.41	Dinner at vending machines and mobile vendors	Food
130	190214	8	0.01	$19.06	Dinner at employer and school cafeterias	Food
131	190311	599	0.44	$81.72	Snacks and nonalcoholic beverages at fast food, take-out, delivery, concession stands, buffet and cafeteria (other than employer and school cafeteria)	Food
132	190312	74	0.05	$15.30	Snacks and nonalcoholic beverages at full service restaurants	Food
133	190313	93	0.07	$8.62	Snacks and nonalcoholic beverages at vending machines and mobile vendors	Food
134	190314	22	0.02	$2.79	Snacks and nonalcoholic beverages at employer and school cafeterias	Food
135	190321	610	0.44	$110.14	Breakfast and brunch at fast food, take-out, delivery, concession stands, buffet and cafeteria (other than employer and school cafeteria)	Food
136	190322	331	0.24	$166.25	Breakfast and brunch at full service restaurants	Food
137	190323	14	0.01	$2.47	Breakfast and brunch at vending machines and mobile vendors	Food
138	190324	12	0.01	$2.13	Breakfast and brunch at employer and school cafeterias	Food
Personal consumption grouping		**33,779**	**24.53**	**$6,278.41**		

Table A-5(D). In-sample 2013-15 CEX Diary expenditures by husband/wife only retired households

Personal consumption grouping=HUSBAND

Obs	UCC code	Total # of weekly expenditures	Average # of weekly expenditures per household	Average annual expenditures per household	Name of expenditure	CEX expenditure grouping
139	360210	6	0.00	$4.99	Men's coats and jackets	Apparel - Clothing
140	360311	24	0.02	$17.26	Men's underwear	Apparel - Clothing
141	360312	31	0.02	$14.80	Men's hosiery	Apparel - Clothing
142	360330	20	0.01	$12.77	Men's accessories	Apparel - Clothing
143	360340	.	.	.	Men's sweaters and vests	Apparel - Clothing
144	360350	8	0.01	$7.40	Men's active sportswear	Apparel - Clothing
145	360410	.	.	.	Men's shirts	Apparel - Clothing
146	360420	61	0.04	$82.83	Men's shirts, sweaters, and vests (new UCC Q20131)	Apparel - Clothing
147	360513	48	0.03	$51.62	Men's pants and shorts	Apparel - Clothing
148	400110	35	0.03	$80.12	Men's footwear	Footware
149	640220	43	0.03	$14.37	Shaving needs	Personal care products
Personal consumption grouping		**276**	**0.20**	**$286.16**		

Personal consumption grouping=HW

Obs	UCC code	Total # of weekly expenditures	Average # of weekly expenditures per household	Average annual expenditures per household	Name of expenditure	CEX expenditure grouping
150	200111	133	0.10	$68.42	Beer and ale	Alcohol
151	200210	10	0.01	$9.52	Whiskey	Alcohol
152	200310	164	0.12	$148.06	Wine	Alcohol
153	200410	35	0.03	$34.76	Other alcoholic beverages	Alcohol
154	200511	18	0.01	$4.66	Beer and ale at fast food, take-out, delivery, concession stands, buffet and cafeteria	Alcohol
155	200512	115	0.08	$31.56	Beer and ale at full service restaurants	Alcohol
156	200513	.	.	.	Beer and ale at vending machines and mobile vendors	Alcohol
157	200514	1	0.00	$0.11	Beer at employer	Alcohol
158	200515	.	.	.	Beer at board	Alcohol
159	200516	.	.	.	Beer and ale at catered affairs	Alcohol
160	200521	2	0.00	$0.61	Wine at fast food, take-out, delivery, concession stands, buffet and cafeteria	Alcohol
161	200522	90	0.07	$48.69	Wine at full service restaurants	Alcohol
162	200523	.	.	.	Wine at vending machines and mobile vendors	Alcohol
163	200524	.	.	.	Wine at employer	Alcohol
164	200525	.	.	.	Wine at board	Alcohol
165	200526	.	.	.	Wine at catered affairs	Alcohol
166	200531	8	0.01	$1.36	Other alcoholic beverages at fast food, take-out, delivery, concession stands, buffet and cafeteria	Alcohol
167	200532	86	0.06	$35.71	Other alcoholic beverages at full service restaurants	Alcohol
168	200533	1	0.00	$0.08	Other alcoholic beverages at vending machines and mobile vendors	Alcohol
169	200534	1	0.00	$0.11	Other alcohol at employer	Alcohol
170	200535	.	.	.	Other alcohol at board	Alcohol
171	200536	.	.	.	Other alcoholic beverages at catered affairs	Alcohol
172	430110	9	0.01	$8.09	Watches	Apparel - Other
173	170310	300	0.22	$71.36	Roasted coffee	Food
174	170410	250	0.18	$42.39	Instant and freeze dried coffee	Food

Table A-5(D). In-sample 2013-15 CEX Diary expenditures by husband/wife only retired households

Personal consumption grouping=HW

Obs	UCC code	Total # of weekly expenditures	Average # of weekly expenditures per household	Average annual expenditures per household	Name of expenditure	CEX expenditure grouping
175	170520	207	0.15	$29.69	Tea	Food
176	200112	.	.	.	Nonalcoholic beer	Food
177	640430	.	.	.	Adult diapers (new UCC Q20111)	Health care
178	530412	9	0.01	$6.64	Taxi fares and limousine services	Private transportation - Variable
179	590110	92	0.07	$61.09	Newspapers (new UCC Q20151)	Reading
180	590210	27	0.02	$14.45	Magazines (new UCC Q20151)	Reading
181	590900	1	0.00	$0.95	Newsletters	Reading
182	630220	11	0.01	$2.23	Smoking accessories	Smoking
183	630900	1	0.00	$0.76	Marijuana	Smoking
Personal consumption grouping		**1,571**	**1.14**	**$621.29**		

Personal consumption grouping=NONE

Obs	UCC code	Total # of weekly expenditures	Average # of weekly expenditures per household	Average annual expenditures per household	Name of expenditure	CEX expenditure grouping
184	370120	.	.	.	Boys' sweaters (thru Q20124)	Apparel - Clothing
185	370125	.	.	.	Boy's shirts and sweaters (new UCC Q20131)	Apparel - Clothing
186	370130	.	.	.	Boys' shirts	Apparel - Clothing
187	370211	.	.	.	Boys' underwear	Apparel - Clothing
188	370213	.	.	.	Boys' hosiery	Apparel - Clothing
189	370220	.	.	.	Boys' accessories	Apparel - Clothing
190	370901	.	.	.	Boys' uniforms and active sportswear	Apparel - Clothing
191	390110	.	.	.	Girls' coats and jackets	Apparel - Clothing
192	390120	.	.	.	Girls' dresses and suits	Apparel - Clothing
193	390210	.	.	.	Girls' shirts, blouses, sweaters	Apparel - Clothing
194	390230	.	.	.	Girls' active sportswear	Apparel - Clothing
195	390310	.	.	.	Girls' underwear and sleepwear	Apparel - Clothing
196	390321	.	.	.	Girls' hosiery	Apparel - Clothing
197	390322	.	.	.	Girls' accessories	Apparel - Clothing
198	410120	.	.	.	Infant dresses, outerwear	Apparel - Clothing
199	410130	.	.	.	Infant underwear	Apparel - Clothing
200	410140	.	.	.	Infant nightwear, loungewear	Apparel - Clothing
201	410901	.	.	.	Infant accessories	Apparel - Clothing
202	660000	165	0.12	$45.49	School supplies, etc. - unspecified	Education
203	310220	27	0.02	$21.75	Video cassettes, tapes, and discs	Entertainment - Equipment
204	310230	.	.	.	Video game hardware and software (thru Q20104)	Entertainment - Equipment
205	310231	.	.	.	Video game software (new UCC Q20111)	Entertainment - Equipment
206	310232	3	0.00	$2.10	Video game hardware and accessories (new UCC Q20111)	Entertainment - Equipment
207	310312	.	.	.	Phonographs	Entertainment - Equipment
208	310313	.	.	.	Tape recorders and players	Entertainment - Equipment
209	310315	.	.	.	Digital media players and recorders	Entertainment - Equipment
210	310331	.	.	.	Miscellaneous sound equipment	Entertainment - Equipment
211	310332	6	0.00	$6.97	Sound equipment accessories	Entertainment - Equipment

Table A-5(D). In-sample 2013-15 CEX Diary expenditures by husband/wife only retired households

Personal consumption grouping=NONE

Obs	UCC code	Total # of weekly expenditures	Average # of weekly expenditures per household	Average annual expenditures per household	Name of expenditure	CEX expenditure grouping
212	310335	3	0.00	$3.62	Miscellaneous video equipment	Entertainment - Equipment
213	600210	16	0.01	$15.09	Athletic gear, game tables, and exercise equipment	Entertainment - Other
214	600410	1	0.00	$0.69	Camping equipment	Entertainment - Other
215	600420	24	0.02	$22.61	Hunting and fishing equipment	Entertainment - Other
216	600903	2	0.00	$9.57	Global positioning system devices	Entertainment - Other
217	610110	122	0.09	$64.81	Toys, games, arts and crafts, and tricycles	Entertainment - Other
218	610220	.	.	.	Other photographic supplies	Entertainment - Other
219	610901	.	.	.	Fireworks	Entertainment - Other
220	610902	4	0.00	$3.12	Souvenirs	Entertainment - Other
221	610903	3	0.00	$0.89	Visual goods	Entertainment - Other
222	620320	.	.	.	Photographer fees	Entertainment - Other
223	620912	29	0.02	$7.98	Rental of video cassettes, tapes, films, and discs	Entertainment - Other
224	620913	.	.	.	Pinball, electronic video games	Entertainment - Other
225	690120	36	0.03	$60.47	Computer accessories	Entertainment - Other
226	610310	401	0.29	$181.87	Pet food	Entertainment - Pets
227	620420	24	0.02	$108.82	Vet services	Entertainment - Pets
228	180620	22	0.02	$3.32	Baby food	Food
229	400210	.	.	.	Boys' footwear	Footware
230	400220	.	.	.	Girls' footwear	Footware
231	280120	40	0.03	$33.40	Bedroom linens	Household furnishings
232	280130	.	.	.	Kitchen and dining room linens	Household furnishings
233	280140	35	0.03	$11.74	Kitchen, dining room, other linens (new UCC Q20131)	Household furnishings
234	280900	.	.	.	Other linens (thru Q20124)	Household furnishings
235	290430	.	.	.	Outdoor furniture	Household furnishings
236	300900	2	0.00	$2.02	Miscellaneous household appliances	Household furnishings
237	320130	3	0.00	$2.09	Infants' equipment	Household furnishings
238	320140	93	0.07	$25.38	Laundry and cleaning equipment	Household furnishings
239	320150	27	0.02	$29.50	Outdoor equipment	Household furnishings
240	320220	.	.	.	Lamps and lighting fixtures	Household furnishings
241	320221	34	0.02	$51.22	Lamps, lighting fixtures, ceiling fans (new UCC Q20131) Q20131)	Household furnishings
242	320232	21	0.02	$50.69	Telephones and accessories	Household furnishings
243	320233	153	0.11	$134.25	Clocks and other household decorative items	Household furnishings
244	320310	.	.	.	Plastic dinnerware (thru Q20124)	Household furnishings
245	320320	.	.	.	China and other dinnerware	Household furnishings
246	320340	.	.	.	Glassware	Household furnishings
247	320345	45	0.03	$12.78	Dinnerware, glassware, serving pieces (new UCC Q20131) Q20131)	Household furnishings
248	320350	.	.	.	Silver serving pieces	Household furnishings
249	320360	.	.	.	Other serving pieces (thru Q20124)	Household furnishings
250	320370	42	0.03	$23.55	Nonelectric cookware	Household furnishings
251	320380	61	0.04	$19.45	Tableware, nonelectric kitchenware	Household furnishings
252	320410	34	0.02	$65.47	Lawn and garden equipment	Household furnishings
253	320420	30	0.02	$24.25	Power tools	Household furnishings

Table A-5(D). In-sample 2013-15 CEX Diary expenditures by husband/wife only retired households

Personal consumption grouping=NONE

Obs	UCC code	Total # of weekly expenditures	Average # of weekly expenditures per household	Average annual expenditures per household	Name of expenditure	CEX expenditure grouping
254	320430	7	0.01	$4.67	Other hardware	Household furnishings
255	320522	.	.	.	Portable heating and cooling equipment	Household furnishings
256	320902	39	0.03	$18.30	Hand tools	Household furnishings
257	320903	.	.	.	Indoor plants, fresh flowers	Household furnishings
258	320905	105	0.08	$59.34	Miscellaneous household equipment and parts	Household furnishings
259	340913	3	0.00	$4.02	Repair of miscellaneous household equipment and furnishings furnishings	Household operations
260	330510	624	0.45	$145.39	Miscellaneous household products	Household supplies
261	330610	272	0.20	$183.09	Lawn and garden supplies	Household supplies
262	340110	159	0.12	$93.16	Postage	Household supplies
263	340120	7	0.01	$2.98	Delivery services	Household supplies
264	340520	31	0.02	$16.16	Household laundry and dry cleaning, sent out (nonclothing) not coin-operated	Household supplies
265	340530	19	0.01	$8.50	Coin-operated household laundry and dry cleaning (nonclothing)	Household supplies
266	620925	1	0.00	$0.91	Miscellaneous fees	Miscellaneous
267	620926	135	0.10	$75.80	Lotteries and pari-mutuel losses	Miscellaneous
Personal consumption grouping		**2,910**	**2.11**	**$1,657.28**		

Personal consumption grouping=VEH_OWN

Obs	UCC code	Total # of weekly expenditures	Average # of weekly expenditures per household	Average annual expenditures per household	Name of expenditure	CEX expenditure grouping
268	500110	108	0.08	$1,150.10	Vehicle insurance	Private transportation - Fixed
269	480212	28	0.02	$13.29	Vehicle products and cleaning services	Private transportation - Variable
270	490000	81	0.06	$115.88	Misc. auto repair, servicing	Private transportation - Variable
271	490316	5	0.00	$38.00	Gas tank repair, replacement	Private transportation - Variable
Personal consumption grouping		**222**	**0.16**	**$1,317.26**		

Personal consumption grouping=WIFE

Obs	UCC code	Total # of weekly expenditures	Average # of weekly expenditures per household	Average annual expenditures per household	Name of expenditure	CEX expenditure grouping
272	380110	16	0.01	$25.31	Women's coats and jackets	Apparel - Clothing
273	380210	12	0.01	$46.33	Women's dresses	Apparel - Clothing
274	380312	.	.	.	Women's vests and sweaters	Apparel - Clothing
275	380313	.	.	.	Women's shirts, tops, blouses	Apparel - Clothing
276	380315	190	0.14	$138.04	Women's sweaters, shirts, tops, vests (new UCC Q20131) Q20131)	Apparel - Clothing
277	380320	9	0.01	$8.07	Women's skirts	Apparel - Clothing
278	380333	60	0.04	$53.60	Women's pants and shorts	Apparel - Clothing
279	380340	18	0.01	$10.02	Women's active sportswear	Apparel - Clothing
280	380410	30	0.02	$22.56	Women's sleepwear	Apparel - Clothing
281	380420	43	0.03	$32.29	Women's undergarments	Apparel - Clothing
282	380430	36	0.03	$15.19	Women's hosiery	Apparel - Clothing
283	380901	44	0.03	$38.30	Women's accessories	Apparel - Clothing

Table A-5(D). In-sample 2013-15 CEX Diary expenditures by husband/wife only retired households

Personal consumption grouping=WIFE

Obs	UCC code	Total # of weekly expenditures	Average # of weekly expenditures per household	Average annual expenditures per household	Name of expenditure	CEX expenditure grouping
284	400310	59	0.04	$90.00	Women's footwear	Footware
285	640310	367	0.27	$154.00	Cosmetics, perfume, bath preparations	Personal care products
286	640410	139	0.10	$61.61	Deodorants, feminine hygiene, miscellaneous personal care care	Personal care products
Personal consumption grouping		**1,023**	**0.74**	**$695.34**		
		43,214	**31.38**	**$11,960.45**		

Table A-5(l). In-sample 2013-15 CEX Interview expenditures by husband/wife only retired households

Personal consumption grouping=FAMILY

Obs	UCC code	Total # of quarterly expenditures	Average # of quarterly expenditures per household	Average annual expenditures per household	Name of expenditure	CEX expenditure grouping
1	440120	332	0.12	$10.03	Coin-operated apparel laundry and dry cleaning	Apparel - Other
2	310314	7	0.00	$1.05	Personal digital audio players	Entertainment - Equipment
3	310340	67	0.02	$3.83	CDs, records, audio tapes	Entertainment - Equipment
4	310350	20	0.01	$0.87	Streaming, downloading audio	Entertainment - Equipment
5	310400	20	0.01	$0.60	Applications, games, ringtones for handheld devices (new UCC Q20112) (new UCC Q20112)	Entertainment - Equipment
6	610900	159	0.06	$14.58	Recreation expenses, out-of-town trips	Entertainment - Fees and admisssions
7	620122	59	0.02	$12.83	Participant sports, out-of-town trips	Entertainment - Fees and admisssions
8	620211	.	.	.	Movie, theater, amusement parks, and other	Entertainment - Fees and admisssions
9	620212	182	0.06	$39.65	Movie, other admissions, out-of-town trips	Entertainment - Fees and admisssions
10	620213	185	0.07	$41.46	Play, theater, opera, concert (new UCC Q20132)	Entertainment - Fees and admisssions
11	620214	445	0.16	$25.77	Movies, parks, museums (new UCC Q20132)	Entertainment - Fees and admisssions
12	620221	63	0.02	$14.56	Admission to sporting events	Entertainment - Fees and admisssions
13	620222	182	0.06	$13.21	Admission to sports events, out-of-town trips	Entertainment - Fees and admisssions
14	620310	97	0.03	$8.06	Fees for recreational lessons	Entertainment - Fees and admisssions
15	620903	159	0.06	$14.58	Other entertainment services, out-of-town trips	Entertainment - Fees and admisssions
16	600310	12	0.00	$7.72	Bicycles	Entertainment - Other
17	600430	4	0.00	$0.64	Winter sports equipment	Entertainment - Other
18	600901	3	0.00	$0.22	Water sports equipment	Entertainment - Other
19	600902	8	0.00	$0.93	Other sports equipment	Entertainment - Other
20	540000	4,520	1.61	$604.61	Prescription drugs	Health care
21	550110	193	0.07	$74.36	Eyeglasses and contact lenses	Health care
22	550320	46	0.02	$2.95	Medical equipment for general use	Health care
23	560110	1,303	0.47	$160.31	Physician's services	Health care
24	560210	831	0.30	$529.69	Dental services	Health care
25	560310	432	0.15	$80.74	Eyecare services	Health care
26	560330	254	0.09	$33.89	Lab tests, x-rays	Health care
27	560400	327	0.12	$53.98	Service by professionals other than physician	Health care
28	570111	211	0.08	$122.40	Hospital room and services	Health care
29	570230	106	0.04	$25.61	Other medical care services	Health care
30	570901	26	0.01	$1.69	Rental of medical equipment	Health care
31	580111	.	.	.	Traditional fee for service health plan (not BCBS)	Health care
32	580112	.	.	.	Traditional fee for service health plan (BCBS)	Health care
33	580113	.	.	.	Preferred provider health plan (not BCBS)	Health care
34	580114	.	.	.	Preferred provider health plan (BCBS)	Health care
35	580115	1,149	0.41	$379.99	Fee for service health plan (not BCBS) (new UCC Q20132)	Health care
36	580116	673	0.24	$302.83	Fee for service health plan (BCBS) (new UCC Q20132)	Health care
37	580311	1,108	0.40	$390.02	Health maintenance organization (not BCBS)	Health care
38	580312	393	0.14	$174.85	Health maintenance organization (BCBS)	Health care

Table A-5(l). In-sample 2013-15 CEX Interview expenditures by husband/wife only retired households

Personal consumption grouping=FAMILY

Obs	UCC code	Total # of quarterly expenditures	Average # of quarterly expenditures per household	Average annual expenditures per household	Name of expenditure	CEX expenditure grouping
39	580905	813	0.29	$111.94	Other health insurance (not BCBS)	Health care
40	580906	89	0.03	$8.64	Other health insurance (BCBS)	Health care
41	650310	5,447	1.94	$324.22	Personal care services	Personal care services
42	530312	134	0.05	$7.76	Local trans. on out-of-town trips	Public transportation - Fixed
43	530411	134	0.05	$4.56	Taxi fares and limousine services on trips	Public transportation - Fixed
44	530110	253	0.09	$276.49	Airline fares	Public transportation - Variable
45	530210	93	0.03	$6.98	Intercity bus fares	Public transportation - Variable
46	530311	203	0.07	$7.60	Intracity mass transit fares	Public transportation - Variable
47	530510	109	0.04	$25.68	Intercity train fares	Public transportation - Variable
48	530901	60	0.02	$131.40	Ship fares	Public transportation - Variable
49	590220	69	0.02	$4.84	Books thru book clubs	Reading
50	590230	529	0.19	$42.86	Books not thru book clubs	Reading
51	590310	980	0.35	$63.23	Newspaper, magazine by subscription	Reading
52	590410	314	0.11	$12.27	Newspaper, magazine non-subscription	Reading
53	660310	1	0.00	$0.17	Encyclopedia and other sets of reference books	Reading
Personal consumption grouping		**22,804**	**8.14**	**$4,177.12**		

Personal consumption grouping=FOOD

Obs	UCC code	Total # of quarterly expenditures	Average # of quarterly expenditures per household	Average annual expenditures per household	Name of expenditure	CEX expenditure grouping
54	190903	912	0.33	$284.61	Food on out-of-town trips	Food
55	190904	335	0.12	$68.20	Food prepared by consumer unit on out-of-town trips	Food
Personal consumption grouping		**1,247**	**0.45**	**$352.82**		

Personal consumption grouping=HUSBAND

Obs	UCC code	Total # of quarterly expenditures	Average # of quarterly expenditures per household	Average annual expenditures per household	Name of expenditure	CEX expenditure grouping
56	360110	12	0.00	$2.90	Men's suits	Apparel - Clothing
57	360120	18	0.01	$2.75	Men's sportcoats, tailored jackets	Apparel - Clothing
58	360320	30	0.01	$1.45	Men's nightwear	Apparel - Clothing
59	360901	3	0.00	$0.25	Men's uniforms	Apparel - Clothing
60	360902	3	0.00	$0.14	Men's costumes	Apparel - Clothing
Personal consumption grouping		**66**	**0.02**	**$7.49**		

Personal consumption grouping=HW

Obs	UCC code	Total # of quarterly expenditures	Average # of quarterly expenditures per household	Average annual expenditures per household	Name of expenditure	CEX expenditure grouping
61	200900	422	0.15	$48.11	Alcoholic beverages purchased on trips	Alcohol
62	430120	131	0.05	$54.87	Jewelry	Apparel - Other
63	440110	35	0.01	$1.56	Shoe repair and other shoe service	Apparel - Other
64	440130	88	0.03	$5.16	Alteration, repair and tailoring of apparel and accessories accessories	Apparel - Other

Table A-5(l). In-sample 2013-15 CEX Interview expenditures by husband/wife only retired households

Personal consumption grouping=HW

Obs	UCC code	Total # of quarterly expenditures	Average # of quarterly expenditures per household	Average annual expenditures per household	Name of expenditure	CEX expenditure grouping
65	440140	3	0.00	$0.14	Clothing rental	Apparel - Other
66	440150	82	0.03	$5.08	Watch and jewelry repair	Apparel - Other
67	440210	912	0.33	$24.80	Apparel laundry and dry cleaning not coin-operated	Apparel - Other
68	440900	4	0.00	$0.56	Clothing storage	Apparel - Other
69	660110	1	0.00	$0.02	School books, supplies, equipment for college	Education
70	660410	1	0.00	$0.06	School books, supplies, equipment for vocational and technical schools technical schools	Education
71	670110	6	0.00	$0.75	College tuition	Education
72	670410	2	0.00	$0.15	Vocational and technical school tuition	Education
73	620111	747	0.27	$129.79	Social, recreation, health club membership	Entertainment - Fees and admisssions
74	550330	34	0.01	$3.44	Supportive and convalescent medical equipment	Health care
75	550340	76	0.03	$137.84	Hearing aids	Health care
76	570220	8	0.00	$29.18	Care in convalescent or nursing home	Health care
77	570240	.	.	.	Medical care in retirement community	Health care
78	570903	23	0.01	$2.00	Rental of supportive, convalescent medical equipment	Health care
79	580400	212	0.08	$300.84	Long term care insurance	Health care
80	580901	6,999	2.50	$2,058.32	Medicare payments	Health care
81	580903	1,723	0.61	$536.11	Commercial medicare supplement (not BCBS)	Health care
82	580904	686	0.24	$230.81	Commercial medicare supplement (BCBS)	Health care
83	580907	4,702	1.68	$395.48	Medicare prescription drug premium	Health care
84	320901	14	0.00	$3.00	Office furniture for home use	Household furnishings
85	690115	.	.	.	Personal digital assistants	Household furnishings
86	690116	21	0.01	$1.82	Internet services away from home	Household furnishings
87	690117	30	0.01	$1.67	Portable memory	Household furnishings
88	690230	19	0.01	$4.18	Business equipment for home use	Household furnishings
89	340520	.	.	.	Household laundry and dry cleaning, sent out (nonclothing) not coin-operated	Household operations
90	340906	37	0.01	$57.75	Care for elderly, invalids, handicapped, etc.	Household operations
91	340908	6	0.00	$0.07	Rental of office equipment for nonbusiness use	Household operations
92	340910	3	0.00	$0.04	Adult day care centers	Household operations
93	680140	34	0.01	$36.78	Funeral expenses	Miscellaneous
94	680901	26	0.01	$9.80	Cemetery lots, vaults, maintenance fees	Miscellaneous
95	680904	.	.	.	Dating services	Miscellaneous
96	800111	28	0.01	$19.30	Alimony expenditures	Miscellaneous
97	800121	.	.	.	Child support expenditures	Miscellaneous
98	900002	117	0.04	$4.89	Occupational expenses	Miscellaneous
99	640130	28	0.01	$1.98	Wigs and hairpieces	Personal care products
100	640430	62	0.02	$3.98	Adult diapers	Personal care products
101	520310	164	0.06	$8.05	Drivers' license	Private transportation - Variable
102	520531	615	0.22	$15.61	Parking fees in home city, excluding residence	Private transportation - Variable
103	270102	4,444	1.59	$499.79	Cellular phone service	Shelter - Utilities
104	270104	266	0.09	$6.16	Phone cards	Shelter - Utilities
105	630110	467	0.17	$88.22	Cigarettes	Smoking

Table A-5(l). In-sample 2013-15 CEX Interview expenditures by husband/wife only retired households

Personal consumption grouping=HW

Obs	UCC code	Total # of quarterly expenditures	Average # of quarterly expenditures per household	Average annual expenditures per household	Name of expenditure	CEX expenditure grouping
106	630210	194	0.07	$22.90	Other tobacco products	Smoking
Personal consumption grouping		**23,472**	**8.38**	**$4,751.08**		

Table A-5(l). In-sample 2013-15 CEX Interview expenditures by husband/wife only retired households

Personal consumption grouping=NONE

Obs	UCC code	Total # of quarterly expenditures	Average # of quarterly expenditures per household	Average annual expenditures per household	Name of expenditure	CEX expenditure grouping
107	370110	.	.	.	Boys' coats and jackets	Apparel - Clothing
108	370120	.	.	.	Boys' sweaters	Apparel - Clothing
109	370212	.	.	.	Boys' nightwear	Apparel - Clothing
110	370311	.	.	.	Boys' suits, sportcoats, vests	Apparel - Clothing
111	370314	.	.	.	Boys' pants and shorts	Apparel - Clothing
112	370902	.	.	.	Boys' costumes	Apparel - Clothing
113	370903	.	.	.	Boys' uniforms	Apparel - Clothing
114	370904	.	.	.	Boys' active sportswear	Apparel - Clothing
115	390110	.	.	.	Girls' coats and jackets	Apparel - Clothing
116	390223	.	.	.	Girls' skirts, pants, and shorts	Apparel - Clothing
117	390901	.	.	.	Girls' uniforms	Apparel - Clothing
118	390902	.	.	.	Girls' costumes	Apparel - Clothing
119	410110	.	.	.	Infant coat, jacket, snowsuit	Apparel - Clothing
120	410120	.	.	.	Infant dresses, outerwear	Apparel - Clothing
121	410140	.	.	.	Infant nightwear, loungewear	Apparel - Clothing
122	660210	.	.	.	School books, supplies, equipment for elementary, high school school	Education
123	660901	.	.	.	School books, supplies, equipment for day care, nursery	Education
124	660902	5	0.00	$0.83	School books, supplies, equipment for other schools	Education
125	670210	.	.	.	Elementary and high school tuition	Education
126	670901	8	0.00	$1.65	Other schools tuition	Education
127	670902	6	0.00	$1.42	Other school expenses including rentals	Education
128	670903	1	0.00	$0.05	Test preparation, tutoring services	Education
129	690118	37	0.01	$14.78	Digital book readers (new UCC Q20112)	Education
130	270310	6,369	2.27	$770.18	Cable and satellite television services	Entertainment - Equipment
131	270311	196	0.07	$12.70	Satellite radio service	Entertainment - Equipment
132	310140	82	0.03	$65.83	Televisions	Entertainment - Equipment
133	310210	18	0.01	$3.06	VCR's and video disc players	Entertainment - Equipment
134	310220	.	.	.	Video cassettes, tapes, and discs	Entertainment - Equipment
135	310231	4	0.00	$0.33	Video game software	Entertainment - Equipment
136	310240	321	0.11	$5.43	Streaming, downloading video	Entertainment - Equipment
137	310311	.	.	.	Radios	Entertainment - Equipment
138	310316	18	0.01	$3.64	Stereos, radios, speakers, and sound components including those in vehicles (new UCC Q20132)	Entertainment - Equipment
139	310320	.	.	.	Sound components and component systems	Entertainment - Equipment
140	310334	2	0.00	$0.12	Satellite dishes	Entertainment - Equipment
141	340610	6	0.00	$1.43	Repair of tv, radio, and sound equipment	Entertainment - Equipment
142	340902	.	.	.	Rental of televisions	Entertainment - Equipment
143	340905	3	0.00	$0.01	Rental of VCR, radio, and sound equipment	Entertainment - Equipment
144	610130	7	0.00	$0.48	Musical instruments and accessories	Entertainment - Equipment
145	610320	893	0.32	$67.97	Pet purchase, supplies, medicine	Entertainment - Equipment
146	620904	5	0.00	$0.40	Rental and repair of musical instruments	Entertainment - Equipment
147	620912	.	.	.	Rental of video cassettes, tapes, films, and discs	Entertainment - Equipment
148	620916	.	.	.	Rental of computer and video game hardware and software (thru Q20111)	Entertainment - Equipment

Table A-5(l). In-sample 2013-15 CEX Interview expenditures by husband/wife only retired households

Personal consumption grouping=NONE

Obs	UCC code	Total # of quarterly expenditures	Average # of quarterly expenditures per household	Average annual expenditures per household	Name of expenditure	CEX expenditure grouping
149	620917	.	.	.	Rental of video hardware/accessories (new UCC Q20112)	Entertainment - Equipment
150	620918	3	0.00	$0.02	Rental of video game software (new UCC Q20112)	Entertainment - Equipment
151	620930	14	0.00	$0.42	Online gaming services	Entertainment - Equipment
152	690320	.	.	.	Installation of televisions	Entertainment - Equipment
153	690330	.	.	.	Installation of satellite television equipment	Entertainment - Equipment
154	690340	.	.	.	Installation of sound systems	Entertainment - Equipment
155	690350	.	.	.	Installation of other video equipment or sound systems	Entertainment - Equipment
156	520901	35	0.01	$4.36	Docking and landing fees	Entertainment - Other
157	520904	.	.	.	Rental noncamper trailer	Entertainment - Other
158	520907	2	0.00	$0.26	Boat and trailer rental out-of-town trips	Entertainment - Other
159	600110	1	0.00	$0.18	Outboard motors	Entertainment - Other
160	600121	6	0.00	$12.65	Boat without motor and boat trailers	Entertainment - Other
161	600122	4	0.00	$58.52	Trailer and other attachable campers	Entertainment - Other
162	600132	1	0.00	$1.82	Purchase of boat with motor	Entertainment - Other
163	600141	.	.	.	Purchase of motorized camper	Entertainment - Other
164	600142	4	0.00	$34.23	Purchase of other vehicle	Entertainment - Other
165	610120	3	0.00	$0.72	Playground equipment	Entertainment - Other
166	610140	52	0.02	$15.98	Stamp and coin collecting	Entertainment - Other
167	610210	12	0.00	$0.35	Film	Entertainment - Other
168	610230	25	0.01	$11.36	Photographic equipment	Entertainment - Other
169	620320	12	0.00	$3.92	Photographer fees	Entertainment - Other
170	620330	79	0.03	$3.36	Photo processing	Entertainment - Other
171	620905	3	0.00	$1.28	Repair and rental of photographic equipment	Entertainment - Other
172	620906	.	.	.	Rental of boat	Entertainment - Other
173	620908	3	0.00	$0.75	Rental and repair of miscellaneous sports equipment	Entertainment - Other
174	620909	1	0.00	$0.57	Rental of campers on out-of-town trips	Entertainment - Other
175	620919	9	0.00	$2.82	Rental of other vehicles on out-of-town trips	Entertainment - Other
176	620921	3	0.00	$0.57	Rental of motorized camper	Entertainment - Other
177	620922	3	0.00	$0.02	Rental of other RV"s	Entertainment - Other
178	680310	5	0.00	$1.57	Live entertainment for catered affairs	Entertainment - Other
179	680320	5	0.00	$3.80	Rental of party supplies for catered affairs	Entertainment - Other
180	620410	308	0.11	$40.45	Pet services	Entertainment - Pets
181	190901	.	.	.	Food or board at school	Food
182	190902	14	0.00	$13.70	Catered affairs	Food
183	790430	.	.	.	School lunches	Food
184	230117	1	0.00	$0.38	Dishwashers (built-in), garbage disposals, range hoods, (renter) hoods, (renter)	Household furnishings
185	230118	42	0.01	$29.40	Dishwashers (built-in), garbage disposals, range hoods, (owned home) hoods, (owned home)	Household furnishings
186	230133	.	.	.	Wall-to-wall carpet (replacement) (owned home) (thru Q20111) Q20111)	Household furnishings
187	230134	.	.	.	Wall-to-wall carpet (renter) (thru Q20111)	Household furnishings
188	280210	39	0.01	$9.82	Curtains and draperies	Household furnishings
189	280220	31	0.01	$2.84	Slipcovers, decorative pillows	Household furnishings
190	280230	.	.	.	Sewing materials for slipcovers, curtains, other sewing materials for the home sewing materials for the home	Household furnishings

Table A-5(l). In-sample 2013-15 CEX Interview expenditures by husband/wife only retired households

Personal consumption grouping=NONE

Obs	UCC code	Total # of quarterly expenditures	Average # of quarterly expenditures per household	Average annual expenditures per household	Name of expenditure	CEX expenditure grouping
191	280900	.	.	.	Other linens	Household furnishings
192	290110	57	0.02	$82.22	Mattress and springs	Household furnishings
193	290120	27	0.01	$19.10	Other bedroom furniture	Household furnishings
194	290210	32	0.01	$61.13	Sofas	Household furnishings
195	290310	59	0.02	$58.54	Living room chairs	Household furnishings
196	290320	19	0.01	$5.63	Living room tables	Household furnishings
197	290410	26	0.01	$26.79	Kitchen, dining room furniture	Household furnishings
198	290420	2	0.00	$0.33	Infants' furniture	Household furnishings
199	290430	62	0.02	$23.76	Outdoor furniture	Household furnishings
200	290440	38	0.01	$19.30	Wall units, cabinets and other occasional furniture	Household furnishings
201	300111	4	0.00	$1.60	Refrigerators, freezers (renter)	Household furnishings
202	300112	49	0.02	$69.35	Refrigerators, freezers (owned home)	Household furnishings
203	300211	.	.	.	Washing machines (renter)	Household furnishings
204	300212	.	.	.	Washing machines (owned home)	Household furnishings
205	300216	2	0.00	$1.33	Clothes washer or dryer (renter) (new UCC Q20132)	Household furnishings
206	300217	40	0.01	$37.70	Clothes washer or dryer (owned home) (new UCC Q20132 Q20132)	Household furnishings
207	300221	.	.	.	Clothes dryers (renter)	Household furnishings
208	300222	.	.	.	Clothes dryers (owned home)	Household furnishings
209	300311	2	0.00	$0.39	Cooking stoves, ovens (renter)	Household furnishings
210	300312	33	0.01	$56.32	Cooking stoves, ovens (owned home)	Household furnishings
211	300321	2	0.00	$0.22	Microwave ovens (renter)	Household furnishings
212	300322	47	0.02	$17.85	Microwave ovens (owned home)	Household furnishings
213	300331	.	.	.	Portable dishwasher (renter)	Household furnishings
214	300332	2	0.00	$2.28	Portable dishwasher (owned home)	Household furnishings
215	300411	2	0.00	$0.64	Window air conditioners (renter)	Household furnishings
216	300412	11	0.00	$3.92	Window air conditioners (owned home)	Household furnishings
217	320111	68	0.02	$16.74	Floor coverings, nonpermanent	Household furnishings
218	320120	31	0.01	$10.20	Window coverings	Household furnishings
219	320163	.	.	.	Wall-to-wall carpet (replacement)(renter) (thru 20111) Q20111)	Household furnishings
220	320310	.	.	.	Plastic dinnerware	Household furnishings
221	320330	13	0.00	$3.45	Flatware	Household furnishings
222	320360	.	.	.	Other serving pieces	Household furnishings
223	320511	64	0.02	$15.28	Electric floor cleaning equipment	Household furnishings
224	320512	9	0.00	$13.11	Sewing machines	Household furnishings
225	320521	253	0.09	$24.66	Small electric kitchen appliances	Household furnishings
226	320522	22	0.01	$3.81	Portable heating and cooling equipment	Household furnishings
227	320903	656	0.23	$52.64	Indoor plants, fresh flowers	Household furnishings
228	340904	.	.	.	Rental of furniture	Household furnishings
229	690111	129	0.05	$69.79	Computers and computer hardware for nonbusiness use	Household furnishings
230	690112	.	.	.	Computer software and accessories for nonbusiness use (thru Q20111) (thru Q20111)	Household furnishings
231	690119	38	0.01	$6.06	Computer software (new UCC Q20112)	Household furnishings
232	690120	.	.	.	Computer accessories (new UCC Q20112)	Household furnishings
233	690210	.	.	.	Telephone answering devices	Household furnishings

Table A-5(l). In-sample 2013-15 CEX Interview expenditures by husband/wife only retired households

Personal consumption grouping=NONE

Obs	UCC code	Total # of quarterly expenditures	Average # of quarterly expenditures per household	Average annual expenditures per household	Name of expenditure	CEX expenditure grouping
234	690241	.	.	.	Smoke alarms (renter)	Household furnishings
235	690242	.	.	.	Smoke alarms (owned home)	Household furnishings
236	690243	.	.	.	Smoke alarms (owned vacation)	Household furnishings
237	690244	4	0.00	$0.13	Other household appliances (renter)	Household furnishings
238	690245	45	0.02	$6.24	Other household appliances (owned home)	Household furnishings
239	330511	269	0.10	$9.66	Termite/pest control products	Household operations
240	340210	14	0.00	$14.67	Babysitting and child care (new UCC Q20132)	Household operations
241	340211	.	.	.	Babysitting and child care in your own home	Household operations
242	340212	.	.	.	Babysitting and child care in someone else's home	Household operations
243	340310	721	0.26	$176.48	Housekeeping services	Household operations
244	340410	1,457	0.52	$223.96	Gardening, lawn care service	Household operations
245	340420	110	0.04	$6.78	Water softening service	Household operations
246	340510	73	0.03	$23.27	Moving, storage, freight	Household operations
247	340530	.	.	.	Coin-operated household laundry and dry cleaning (nonclothing)	Household operations
248	340620	134	0.05	$23.00	Appliance repair, including service center	Household operations
249	340630	22	0.01	$6.06	Reupholstering, furniture repair	Household operations
250	340901	74	0.03	$14.62	Repairs/rentals of lawn and garden equipment, hand or power tools, other household equipment	Household operations
251	340903	102	0.04	$21.04	Other home services	Household operations
252	340907	.	.	.	Appliance rental	Household operations
253	340914	269	0.10	$38.65	Services for termite/pest control	Household operations
254	340915	417	0.15	$27.85	Home security system service fee	Household operations
255	670310	.	.	.	Day care centers, nursery, and preschools	Household operations
256	690113	47	0.02	$8.41	Repair of computer systems for nonbusiness use	Household operations
257	690114	4,884	1.74	$311.01	Computer information services	Household operations
258	690310	1	0.00	$0.02	Installation of computer	Household operations
259	990900	.	.	.	Rental and installation of dishwashers, range hoods, and garbage disposals	Household operations
260	002120	140	0.05	$33.45	Other nonhealth insurance	Miscellaneous
261	005420	.	.	.	Finance, late, interest charges for credit cards (new UC Q20132)	Miscellaneous
262	005520	.	.	.	Finance, late, interest charges for student loans (new UCC Q20132)	Miscellaneous
263	005620	.	.	.	Finance, late, interest charges for other loans (new UCC Q20132)	Miscellaneous
264	620112	32	0.01	$3.06	Credit card memberships	Miscellaneous
265	620115	174	0.06	$14.79	Shopping club membership fees	Miscellaneous
266	680110	73	0.03	$101.48	Legal fees	Miscellaneous
267	680210	151	0.05	$8.87	Safe deposit box rental	Miscellaneous
268	680220	348	0.12	$7.33	Checking accounts, other bank service charges	Miscellaneous
269	680902	167	0.06	$66.82	Accounting fees	Miscellaneous
270	680905	17	0.01	$4.95	Vacation clubs	Miscellaneous
271	700110	842	0.30	$311.58	Life, endowment, annuity, other personal insurance	Miscellaneous
272	710110	.	.	.	Finance charges excluding mortgage and vehicle	Miscellaneous
273	790600	680	0.24	$50.96	Expenses for other properties	Miscellaneous
274	800804	140	0.05	$92.16	Support for college students	Miscellaneous
275	800811	8	0.00	$57.70	Gift to non-CU members of stocks, bonds, and mutual funds	Miscellaneous

Table A-5(l). In-sample 2013-15 CEX Interview expenditures by husband/wife only retired households

Personal consumption grouping=NONE

Obs	UCC code	Total # of quarterly expenditures	Average # of quarterly expenditures per household	Average annual expenditures per household	Name of expenditure	CEX expenditure grouping
276	800821	1,885	0.67	$363.45	Cash contributions to charities and other organizations	Miscellaneous
277	800831	3,732	1.33	$1,315.27	Cash contributions to church, religious organizations	Miscellaneous
278	800841	153	0.05	$54.90	Cash contribution to educational institutions	Miscellaneous
279	800851	99	0.04	$21.67	Cash contribution to political organizations	Miscellaneous
280	800861	1,159	0.41	$703.29	Other cash gifts	Miscellaneous
281	880210	.	.	.	Interest paid, home equity line of credit (other property)	Miscellaneous
282	530902	.	.	.	School bus	Public transportation - Fixed
283	210110	646	0.23	$840.51	Rent	Shelter - Fixed
284	210210	536	0.19	$428.81	Lodging on out-of-town trips	Shelter - Fixed
285	210310	.	.	.	Housing while attending school	Shelter - Fixed
286	210901	40	0.01	$56.60	Ground rent	Shelter - Fixed
287	210902	12	0.00	$16.75	Ground rent	Shelter - Fixed
288	220121	833	0.30	$574.40	Homeowners insurance	Shelter - Fixed
289	220122	46	0.02	$21.81	Homeowners insurance	Shelter - Fixed
290	220211	6,853	2.45	$2,261.05	Property taxes	Shelter - Fixed
291	220212	712	0.25	$148.46	Property taxes	Shelter - Fixed
292	220311	1,347	0.48	$810.80	Mortgage interest	Shelter - Fixed
293	220312	81	0.03	$46.77	Mortgage interest	Shelter - Fixed
294	220313	127	0.05	$34.69	Interest paid, home equity loan	Shelter - Fixed
295	220314	13	0.00	$2.20	Interest paid, home equity loan	Shelter - Fixed
296	220901	44	0.02	$11.08	Parking	Shelter - Fixed
297	220902	12	0.00	$2.76	Parking	Shelter - Fixed
298	230112	53	0.02	$106.29	Painting and papering	Shelter - Fixed
299	230113	181	0.06	$164.63	Plumbing and water heating	Shelter - Fixed
300	230114	352	0.13	$229.73	Heat, a/c, electrical work	Shelter - Fixed
301	230115	60	0.02	$154.19	Roofing and gutters	Shelter - Fixed
302	230121	.	.	.	Repair and replacement of hard surface flooring	Shelter - Fixed
303	230122	.	.	.	Repair and replacement of hard surface flooring	Shelter - Fixed
304	230123	.	.	.	Repair and replacement of hard surface flooring	Shelter - Fixed
305	230141	.	.	.	Repair of built-in appliances	Shelter - Fixed
306	230142	19	0.01	$2.23	Repair of built-in appliances	Shelter - Fixed
307	230150	8	0.00	$1.20	Repair or maintenance services	Shelter - Fixed
308	230151	246	0.09	$343.74	Other repair and maintenance services	Shelter - Fixed
309	230152	72	0.03	$34.79	Repair and remodeling services	Shelter - Fixed
310	230901	261	0.09	$116.84	Property management	Shelter - Fixed
311	230902	57	0.02	$28.72	Property management	Shelter - Fixed
312	240111	3	0.00	$0.06	Paint, wallpaper, and supplies	Shelter - Fixed
313	240112	123	0.04	$16.46	Paints, wallpaper and supplies	Shelter - Fixed
314	240113	.	.	.	Paints, wallpaper, supplies	Shelter - Fixed
315	240121	3	0.00	$0.01	Tools and equipment for painting and wallpapering	Shelter - Fixed
316	240122	123	0.04	$1.77	Tools and equipment for painting and wallpapering	Shelter - Fixed
317	240123	.	.	.	Tools and equipment for painting and wallpapering	Shelter - Fixed

Table A-5(l). In-sample 2013-15 CEX Interview expenditures by husband/wife only retired households

Personal consumption grouping=NONE

Obs	UCC code	Total # of quarterly expenditures	Average # of quarterly expenditures per household	Average annual expenditures per household	Name of expenditure	CEX expenditure grouping
318	240211	1	0.00	$0.14	Materials for plastering, panels, roofing, gutters, etc. etc.	Shelter - Fixed
319	240212	44	0.02	$38.44	Materials for plaster., panel., siding, windows, doors, screens, awnings	Shelter - Fixed
320	240213	19	0.01	$2.37	Materials and equipment for roof and gutters	Shelter - Fixed
321	240214	.	.	.	Materials for plastering, paneling, roofing, gutters, downspouts, siding, windows, doors, screens, and awnings	Shelter - Fixed
322	240221	.	.	.	Materials for patio, walk, fence, driveway, masonry, brick and stucco work brick and stucco work	Shelter - Fixed
323	240222	19	0.01	$1.09	Materials for patio, walk, fence, driveway, masonry, brick and stucco work	Shelter - Fixed
324	240223	.	.	.	Material for patio, walk, fence, drive, masonry, brick, stucco	Shelter - Fixed
325	240311	1	0.00	$0.09	Plumbing supplies and equipment	Shelter - Fixed
326	240312	49	0.02	$13.34	Plumbing supplies and equipment	Shelter - Fixed
327	240313	3	0.00	$0.39	Plumbing supplies and equipment	Shelter - Fixed
328	240321	.	.	.	Electrical supplies, heating and cooling equipment	Shelter - Fixed
329	240322	20	0.01	$2.46	Electrical supplies, heating and cooling equipment	Shelter - Fixed
330	240323	1	0.00	$0.02	Electrical supplies, heating and cooling equipment	Shelter - Fixed
331	320611	9	0.00	$0.98	Material for insulation, other maintenance and repair	Shelter - Fixed
332	320612	117	0.04	$13.78	Material for insulation, other maintenance and repair	Shelter - Fixed
333	320613	3	0.00	$3.00	Material for insulation, other maintenance and repair	Shelter - Fixed
334	320621	.	.	.	Material for hard surface flooring	Shelter - Fixed
335	320622	.	.	.	Materials for hard surface flooring, repair and replacement	Shelter - Fixed
336	320623	.	.	.	Materials for hard surface flooring	Shelter - Fixed
337	320624	.	.	.	Flooring installation, repair, replacement (new UC Q20132)	Shelter - Fixed
338	320625	38	0.01	$88.29	Flooring installation, repair, replacement (new UC Q20132)	Shelter - Fixed
339	320626	1	0.00	$1.51	Flooring installation, repair, replacement (new UC Q20132)	Shelter - Fixed
340	320631	3	0.00	$0.43	Material for landscape maintenance	Shelter - Fixed
341	320632	.	.	.	Materials for landscaping maintenance	Shelter - Fixed
342	320633	.	.	.	Materials for landscaping maintenance	Shelter - Fixed
343	340911	63	0.02	$22.06	Management and upkeep services for security	Shelter - Fixed
344	340912	15	0.01	$5.05	Management and upkeep services for security	Shelter - Fixed
345	350110	57	0.02	$7.24	Tenant's insurance	Shelter - Fixed
346	790690	.	.	.	Construction materials for jobs not started	Shelter - Fixed
347	880110	326	0.12	$77.35	Interest paid, home equity line of credit	Shelter - Fixed
348	880310	3	0.00	$0.61	Interest paid, home equity line of credit	Shelter - Fixed
349	990920	2	0.00	$0.86	Materials for additions, finishing basements, remodeling rooms remodeling rooms	Shelter - Fixed
350	990930	.	.	.	Materials to finish basement, remodel rooms or build patios, walks, etc. (maint., repair and repl. - owned properties)	Shelter - Fixed
351	990940	.	.	.	Material for finishing basements and remodeling rooms	Shelter - Fixed
352	270105	.	.	.	Voice over IP service	Shelter - Utilities
353	270106	6,375	2.28	$498.39	Residential telephone including VOIP (new UCC Q20132)	Shelter - Utilities
354	270411	89	0.03	$3.64	Trash/garb. coll. (renter)	Shelter - Utilities
355	270412	2,445	0.87	$145.39	Trash/garb. coll. (owned home)	Shelter - Utilities
356	270413	53	0.02	$3.46	Trash/garb. coll. (owned vacation)	Shelter - Utilities

Table A-5(l). In-sample 2013-15 CEX Interview expenditures by husband/wife only retired households

Personal consumption grouping=NONE

Obs	UCC code	Total # of quarterly expenditures	Average # of quarterly expenditures per household	Average annual expenditures per household	Name of expenditure	CEX expenditure grouping
357	270414	3	0.00	$0.02	Trash/garb. coll. (rented vacation)	Shelter - Utilities
Personal consumption grouping		**51,565**	**18.40**	**$13,421.88**		

Personal consumption grouping=PAYROLL

Obs	UCC code	Total # of quarterly expenditures	Average # of quarterly expenditures per household	Average annual expenditures per household	Name of expenditure	CEX expenditure grouping
358	800910	.	.	.	Deductions for government retirement	Payrolll Deductions
359	800920	.	.	.	Deductions for railroad retirement	Payrolll Deductions
360	800931	.	.	.	Deductions for private pensions	Payrolll Deductions
361	800932	.	.	.	Non-payroll deposit to retirement plans	Payrolll Deductions
362	800940	.	.	.	Deductions for Social Security	Payrolll Deductions
Personal consumption grouping		**0**	**0.00**	**$0.00**		

Personal consumption grouping=UTIL

Obs	UCC code	Total # of quarterly expenditures	Average # of quarterly expenditures per household	Average annual expenditures per household	Name of expenditure	CEX expenditure grouping
363	250111	2	0.00	$1.72	Fuel oil (renter)	Shelter - Utilities
364	250112	159	0.06	$100.87	Fuel oil (owned home)	Shelter - Utilities
365	250113	2	0.00	$1.35	Fuel oil (owned vacation)	Shelter - Utilities
366	250114	.	.	.	Fuel oil (rented vacation)	Shelter - Utilities
367	250211	2	0.00	$0.66	Gas, btld/tank (renter)	Shelter - Utilities
368	250212	232	0.08	$66.24	Gas, btld/tank (owned home)	Shelter - Utilities
369	250213	73	0.03	$7.54	Gas, btld/tank (owned vacation)	Shelter - Utilities
370	250214	.	.	.	Gas, btld/tank (rented vacation)	Shelter - Utilities
371	250911	2	0.00	$0.04	Coal, wood, other fuels (renter)	Shelter - Utilities
372	250912	29	0.01	$10.16	Coal, wood, other fuels (owned home)	Shelter - Utilities
373	250913	.	.	.	Coal, wood, other fuels (owned vacation)	Shelter - Utilities
374	250914	3	0.00	$0.14	Coal, wood, other fuels (rented vacation)	Shelter - Utilities
375	260111	466	0.17	$62.49	Electricity (renter)	Shelter - Utilities
376	260112	6,859	2.45	$1,257.28	Electricity (owned home)	Shelter - Utilities
377	260113	305	0.11	$24.98	Electricity (owned vacation)	Shelter - Utilities
378	260114	30	0.01	$4.54	Electricity (rented vacation)	Shelter - Utilities
379	260211	165	0.06	$13.16	Utility--natural gas (renter)	Shelter - Utilities
380	260212	3,868	1.38	$415.18	Utility--natural gas (owned home)	Shelter - Utilities
381	260213	71	0.03	$4.76	Utility--natural gas (owned vacation)	Shelter - Utilities
382	260214	9	0.00	$1.40	Utility--natural gas (rented vacation)	Shelter - Utilities
383	270101	.	.	.	Residential telephone/pay phones	Shelter - Utilities
384	270211	130	0.05	$10.59	Water/sewer maint. (renter)	Shelter - Utilities
385	270212	4,143	1.48	$379.33	Water/sewer maint. (owned home)	Shelter - Utilities
386	270213	101	0.04	$10.12	Water/sewer maint. (owned vacation)	Shelter - Utilities
387	270214	10	0.00	$0.69	Water/sewer maint. (rented vacation)	Shelter - Utilities

Table A-5(l). In-sample 2013-15 CEX Interview expenditures by husband/wife only retired households

Personal consumption grouping=UTIL

Obs	UCC code	Total # of quarterly expenditures	Average # of quarterly expenditures per household	Average annual expenditures per household	Name of expenditure	CEX expenditure grouping
388	270901	3	0.00	$0.54	Septic tank clean. (renter)	Shelter - Utilities
389	270902	26	0.01	$14.80	Septic tank clean. (owned home)	Shelter - Utilities
390	270903	.	.	.	Septic tank clean. (owned vacation)	Shelter - Utilities
391	270904	.	.	.	Septic tank clean. (rented vacation)	Shelter - Utilities
Personal consumption grouping		**16,690**	**5.96**	**$2,388.57**		

Personal consumption grouping=VEH_OPR

Obs	UCC code	Total # of quarterly expenditures	Average # of quarterly expenditures per household	Average annual expenditures per household	Name of expenditure	CEX expenditure grouping
392	520532	71	0.03	$7.20	Parking fees, out-of-town trips	Private transportation - Fixed
393	520542	128	0.05	$2.90	Tolls on out-of-town trips	Private transportation - Fixed
394	470111	7,308	2.61	$1,483.82	Gasoline	Private transportation - Variable
395	470112	278	0.10	$40.42	Diesel fuel	Private transportation - Variable
396	470113	723	0.26	$130.15	Gasoline on out-of-town trips	Private transportation - Variable
397	470211	401	0.14	$9.50	Motor oil	Private transportation - Variable
398	470212	723	0.26	$1.31	Motor oil on out-of-town trips	Private transportation - Variable
399	490312	999	0.36	$72.60	Lube, oil change, and oil filters	Private transportation - Variable
400	520541	806	0.29	$15.84	Tolls or electronic toll passes	Private transportation - Variable
Personal consumption grouping		**11,437**	**4.08**	**$1,763.74**		

Personal consumption grouping=VEH_OWN

Obs	UCC code	Total # of quarterly expenditures	Average # of quarterly expenditures per household	Average annual expenditures per household	Name of expenditure	CEX expenditure grouping
401	450110	7	0.00	$233.07	New cars	Private transportation - Fixed
402	450210	11	0.00	$367.95	New trucks	Private transportation - Fixed
403	450220	.	.	.	New motorcycles	Private transportation - Fixed
404	450310	.	.	.	Car lease payments	Private transportation - Fixed
405	450313	.	.	.	Cash downpayment (car lease)	Private transportation - Fixed
406	450314	.	.	.	Termination fee (car lease)	Private transportation - Fixed
407	450350	300	0.11	$229.31	Car/truck lease payments (new UCC Q20132)	Private transportation - Fixed
408	450351	18	0.01	$0.72	Extra fees for car/truck lease (new UCC Q20132)	Private transportation - Fixed
409	450352	3	0.00	$32.12	Trade in allowance for car/truck lease (new UCC Q20132)	Private transportation - Fixed
410	450353	3	0.00	$10.71	Cash downpayment car/truck lease (new UCC Q20132	Private transportation - Fixed
411	450354	.	.	.	Termination fee for car/truck lease (new UCC Q20132)	Private transportation - Fixed
412	450410	.	.	.	Truck lease payments	Private transportation - Fixed
413	450413	.	.	.	Cash downpayment (truck lease)	Private transportation - Fixed
414	450414	.	.	.	Termination fee (truck lease)	Private transportation - Fixed
415	450900	.	.	.	New aircraft	Private transportation - Fixed
416	460110	7	0.00	$83.23	Used cars	Private transportation - Fixed
417	460901	14	0.00	$302.01	Used trucks	Private transportation - Fixed
418	460902	2	0.00	$18.91	Used motorcycles	Private transportation - Fixed
419	460903	.	.	.	Used aircraft	Private transportation - Fixed

Table A-5(l). In-sample 2013-15 CEX Interview expenditures by husband/wife only retired households

Personal consumption grouping=VEH_OWN

Obs	UCC code	Total # of quarterly expenditures	Average # of quarterly expenditures per household	Average annual expenditures per household	Name of expenditure	CEX expenditure grouping
420	480213	259	0.09	$39.23	Parts, equipment, and accessories	Private transportation - Fixed
421	480214	.	.	.	Vehicle audio equipment	Private transportation - Fixed
422	480215	.	.	.	Vehicle video equipment	Private transportation - Fixed
423	490110	41	0.01	$28.86	Body work and painting	Private transportation - Fixed
424	490900	51	0.02	$32.54	Auto repair service policy	Private transportation - Fixed
425	510110	570	0.20	$31.10	Automobile finance charges	Private transportation - Fixed
426	510901	820	0.29	$62.62	Truck finance charges	Private transportation - Fixed
427	510902	6	0.00	$0.18	Motorcycle and plane finance charges	Private transportation - Fixed
428	520110	584	0.21	$93.78	Vehicle registration state/local	Private transportation - Fixed
429	520410	225	0.08	$11.55	Vehicle inspection	Private transportation - Fixed
430	520511	.	.	.	Auto rental	Private transportation - Fixed
431	520512	.	.	.	Auto rental, out-of-town trips	Private transportation - Fixed
432	520516	127	0.05	$22.84	Auto/truck rental (new UCC Q20132)	Private transportation - Fixed
433	520517	35	0.01	$16.16	Auto/truck rental, out-of-town trips (new UCC Q20132)	Private transportation - Fixed
434	520521	.	.	.	Truck rental	Private transportation - Fixed
435	520522	.	.	.	Truck rental, out-of-town trips	Private transportation - Fixed
436	520560	.	.	.	Global positioning services	Private transportation - Fixed
437	520902	.	.	.	Motorcycle rental	Private transportation - Fixed
438	520903	.	.	.	Aircraft rental	Private transportation - Fixed
439	520905	.	.	.	Motorcycle rental, out-of-town trips	Private transportation - Fixed
440	520906	.	.	.	Aircraft rental, out-of-town trips	Private transportation - Fixed
441	620113	.	.	.	Automobile service clubs	Private transportation - Fixed
442	620114	309	0.11	$41.89	Automobile service clubs and GPS services (new UCC Q20132) Q20132)	Private transportation - Fixed
443	850300	35	0.01	$4.05	Other vehicle finance charges	Private transportation - Fixed
444	470220	401	0.14	$3.09	Coolant, brake fluid, transmission fluid, and other additives	Private transportation - Variable
445	480110	149	0.05	$96.33	Tires - purchased, replaced, installed	Private transportation - Variable
446	490211	.	.	.	Clutch, transmission repair	Private transportation - Variable
447	490212	.	.	.	Drive shaft and rear-end repair	Private transportation - Variable
448	490221	.	.	.	Brake work, including adjustments	Private transportation - Variable
449	490231	.	.	.	Repair to steering or front-end	Private transportation - Variable
450	490232	.	.	.	Repair to engine cooling system	Private transportation - Variable
451	490300	201	0.07	$146.86	Vehicle or engine repairs (new UCC Q20132)	Private transportation - Variable
452	490311	99	0.04	$34.35	Motor tune-up	Private transportation - Variable
453	490313	85	0.03	$23.09	Front-end alignment, wheel balance and rotation	Private transportation - Variable
454	490314	7	0.00	$7.27	Shock absorber replacement	Private transportation - Variable
455	490318	220	0.08	$93.56	Repair tires and other repair work	Private transportation - Variable

Table A-5(l). In-sample 2013-15 CEX Interview expenditures by husband/wife only retired households

Personal consumption grouping=VEH_OWN

Obs	UCC code	Total # of quarterly expenditures	Average # of quarterly expenditures per household	Average annual expenditures per household	Name of expenditure	CEX expenditure grouping
456	490319	.	.	.	Vehicle air conditioning repair	Private transportation - Variable
457	490411	.	.	.	Exhaust system repair	Private transportation - Variable
458	490412	.	.	.	Electrical system repair	Private transportation - Variable
459	490413	.	.	.	Motor repair, replacement	Private transportation - Variable
460	520550	11	0.00	$1.66	Towing charges	Private transportation - Variable
Personal consumption grouping		**4,600**	**1.64**	**$2,069.03**		

Personal consumption grouping=WIFE

Obs	UCC code	Total # of quarterly expenditures	Average # of quarterly expenditures per household	Average annual expenditures per household	Name of expenditure	CEX expenditure grouping
461	380311	18	0.01	$1.44	Women's sportcoats, tailored jackets	Apparel - Clothing
462	380510	13	0.00	$5.19	Women's suits	Apparel - Clothing
463	380902	2	0.00	$0.13	Women's uniforms	Apparel - Clothing
464	380903	6	0.00	$0.28	Women's costumes	Apparel - Clothing
Personal consumption grouping		**39**	**0.01**	**$7.03**		
		131,920	**47.08**	**$28,938.76**		

Table A-6(D). In-sample 2013-15 CEX Diary expenditures by single parent with one child age 6-15 families

Personal consumption grouping=FAMILY

Obs	UCC code	Total # of weekly expenditures	Average # of weekly expenditures per household	Average annual expenditures per household	Name of expenditure	CEX expenditure grouping
1	420110	.	.	.	Material for making clothes	Apparel - Other
2	420115	3	0.01	$2.71	Material and supplies for sewing, needlework, quilting (includes household items) (new UCC Q20131) quilting (includes household items) (new UCC	Apparel - Other
3	420120	.	.	.	Sewing patterns and notions	Apparel - Other
4	620121	3	0.01	$15.66	Fees for participant sports	Entertainment - Fees and admisssions
5	550210	44	0.15	$50.18	Nonprescription drugs	Health care
6	550310	35	0.12	$35.44	Topicals and dressings	Health care
7	550410	5	0.02	$42.80	Nonprescription vitamins	Health care
8	570902	.	.	.	Repair of medical equipment	Health care
9	280110	9	0.03	$13.94	Bathroom linens	Household furnishings
10	320904	6	0.02	$21.86	Closet and storage items	Household furnishings
11	430130	5	0.02	$19.82	Luggage	Household furnishings
12	330110	61	0.20	$73.18	Soaps and detergents	Household supplies
13	330210	83	0.28	$64.55	Other laundry cleaning products	Household supplies
14	330310	81	0.27	$95.97	Cleansing and toilet tissue, paper towels and napkins napkins	Household supplies
15	330410	70	0.23	$53.19	Stationery, stationery supplies, giftwrap	Household supplies
16	680903	3	0.01	$43.46	Miscellaneous personal services	Miscellaneous
17	640110	48	0.16	$52.12	Hair care products	Personal care products
18	640120	11	0.04	$7.55	Nonelectric articles for the hair	Personal care products
19	640210	37	0.12	$28.60	Oral hygiene products, articles	Personal care products
20	640420	2	0.01	$6.25	Electric personal care appliances	Personal care products
21	650900	.	.	.	Repair of personal care appliances	Personal care products
Personal consumption grouping		**506**	**1.68**	**$627.29**		

Table A-6(D). In-sample 2013-15 CEX Diary expenditures by single parent with one child age 6-15 families

Personal consumption grouping=FOOD

Obs	UCC code	Total # of weekly expenditures	Average # of weekly expenditures per household	Average annual expenditures per household	Name of expenditure	CEX expenditure grouping
22	010110	7	0.02	$4.78	Flour	Food
23	010120	19	0.06	$10.67	Prepared flour mixes	Food
24	010210	143	0.48	$88.24	Ready-to-eat and cooked cereals	Food
25	010310	31	0.10	$20.57	Rice	Food
26	010320	78	0.26	$40.76	Pasta, cornmeal and other cereal products	Food
27	020110	112	0.37	$39.09	White bread	Food
28	020210	142	0.47	$49.90	Bread, other than white	Food
29	020310	86	0.29	$44.89	Biscuits and rolls	Food
30	020410	30	0.10	$21.68	Cakes and cupcakes	Food
31	020510	64	0.21	$46.34	Cookies	Food
32	020610	61	0.20	$30.55	Crackers	Food
33	020620	8	0.03	$5.20	Bread and cracker products	Food
34	020710	29	0.10	$19.83	Sweetrolls, coffee cakes, doughnuts	Food
35	020810	41	0.14	$25.21	Frozen and refrigerated bakery products	Food
36	020820	22	0.07	$13.25	Pies, tarts, turnovers	Food
37	030110	54	0.18	$70.84	Ground beef	Food
38	030210	1	0.00	$0.38	Chuck roast	Food
39	030310	2	0.01	$1.82	Round roast	Food
40	030410	5	0.02	$5.13	Other roast	Food
41	030510	13	0.04	$11.16	Round steak	Food
42	030610	9	0.03	$6.70	Sirloin steak	Food
43	030710	31	0.10	$51.79	Other steak	Food
44	030810	12	0.04	$14.54	Other beef	Food
45	040110	42	0.14	$34.89	Bacon	Food
46	040210	18	0.06	$22.71	Pork chops	Food
47	040310	25	0.08	$22.28	Ham, not canned	Food
48	040410	20	0.07	$22.81	Other pork	Food
49	040510	33	0.11	$26.26	Sausage	Food
50	040610	2	0.01	$0.53	Canned ham	Food
51	050110	24	0.08	$16.69	Frankfurters	Food
52	050210	30	0.10	$20.00	Bologna, liverwurst, salami	Food
53	050310	70	0.23	$50.20	Other lunchmeats	Food
54	050410	4	0.01	$3.87	Lamb and organ meats	Food
55	050900	.	.	.	Mutton, goat and game	Food
56	060110	38	0.13	$30.33	Fresh and frozen whole chicken	Food
57	060210	85	0.28	$84.54	Fresh and frozen chicken parts	Food
58	060310	35	0.12	$30.10	Other poultry	Food
59	070110	22	0.07	$12.31	Canned fish and seafood	Food
60	070230	39	0.13	$67.51	Fresh fish and shellfish	Food
61	070240	25	0.08	$37.87	Frozen fish and shellfish	Food
62	080110	83	0.28	$42.93	Eggs	Food
63	090110	195	0.65	$109.26	Fresh milk, all types	Food
64	090210	46	0.15	$24.47	Cream	Food

Table A-6(D). In-sample 2013-15 CEX Diary expenditures by single parent with one child age 6-15 families

Personal consumption grouping=FOOD

Obs	UCC code	Total # of weekly expenditures	Average # of weekly expenditures per household	Average annual expenditures per household	Name of expenditure	CEX expenditure grouping
65	100110	26	0.09	$18.26	Butter	Food
66	100210	161	0.53	$118.72	Cheese	Food
67	100410	77	0.26	$62.56	Ice cream and related products	Food
68	100510	75	0.25	$43.92	Miscellaneous dairy products	Food
69	110110	41	0.14	$25.14	Apples	Food
70	110210	98	0.33	$34.50	Bananas	Food
71	110310	28	0.09	$18.01	Oranges	Food
72	110410	172	0.57	$93.46	Other fresh fruits	Food
73	110510	100	0.33	$46.07	Citrus fruits, excluding oranges	Food
74	120110	68	0.23	$39.12	Potatoes	Food
75	120210	52	0.17	$27.04	Lettuce	Food
76	120310	75	0.25	$37.28	Tomatoes	Food
77	120410	280	0.93	$106.83	Other fresh vegetables	Food
78	130110	4	0.01	$2.10	Frozen orange juice	Food
79	130121	8	0.03	$8.90	Frozen fruits	Food
80	130122	1	0.00	$0.28	Frozen fruit juices	Food
81	130211	25	0.08	$16.61	Fresh fruit juice	Food
82	130212	98	0.33	$52.66	Canned and bottled fruit juice	Food
83	130310	25	0.08	$14.65	Canned fruits	Food
84	130320	6	0.02	$4.49	Dried fruit	Food
85	140110	52	0.17	$28.50	Frozen vegetables	Food
86	140210	46	0.15	$21.57	Canned beans	Food
87	140220	19	0.06	$11.52	Canned corn	Food
88	140230	29	0.10	$17.51	Canned miscellaneous vegetables	Food
89	140310	.	.	.	Dried processed vegetables	Food
90	140320	1	0.00	$0.43	Dried peas	Food
91	140330	5	0.02	$1.93	Dried beans	Food
92	140340	20	0.07	$11.44	Dried miscellaneous vegetables	Food
93	140410	1	0.00	$0.43	Frozen vegetable juices	Food
94	140420	43	0.14	$18.41	Fresh and canned vegetable juices	Food
95	150110	148	0.49	$70.73	Candy and chewing gum	Food
96	150211	37	0.12	$17.90	Sugar	Food
97	150212	3	0.01	$1.54	Artificial sweeteners	Food
98	150310	35	0.12	$25.50	Jams, preserves, other sweets	Food
99	160110	9	0.03	$5.22	Margarine	Food
100	160211	33	0.11	$32.47	Fats and oils	Food
101	160212	38	0.13	$28.35	Salad dressings	Food
102	160310	27	0.09	$17.58	Nondairy cream and imitation milk	Food
103	160320	16	0.05	$11.04	Peanut butter	Food
104	170110	107	0.36	$56.27	Cola	Food
105	170210	122	0.41	$67.34	Other carbonated drinks	Food
106	170510	56	0.19	$30.91	Noncarbonated fruit flavored drinks, including non-frozen lemonade non-frozen lemonade	Food

Table A-6(D). In-sample 2013-15 CEX Diary expenditures by single parent with one child age 6-15 families

Personal consumption grouping=FOOD

Obs	UCC code	Total # of weekly expenditures	Average # of weekly expenditures per household	Average annual expenditures per household	Name of expenditure	CEX expenditure grouping
107	170531	25	0.08	$18.46	Other noncarbonated beverages and ice	Food
108	170532	78	0.26	$56.24	Bottled water	Food
109	170533	25	0.08	$16.23	Sports drinks	Food
110	180110	74	0.25	$42.50	Canned and packaged soups	Food
111	180210	87	0.29	$63.00	Frozen meals	Food
112	180220	77	0.26	$70.41	Other frozen prepared foods	Food
113	180310	218	0.72	$132.80	Potato chips and other snacks	Food
114	180320	22	0.07	$19.39	Nuts	Food
115	180410	89	0.30	$39.36	Salt, spices, other seasonings	Food
116	180420	27	0.09	$15.64	Olives, pickles, relishes	Food
117	180510	103	0.34	$51.82	Sauces and gravies	Food
118	180520	32	0.11	$20.90	Baking needs and miscellaneous products	Food
119	180611	52	0.17	$39.91	Prepared salads	Food
120	180612	18	0.06	$11.25	Prepared desserts	Food
121	180710	236	0.78	$164.15	Miscellaneous prepared foods	Food
122	180720	.	.	.	Vitamin supplements	Food
123	190111	264	0.88	$339.28	Lunch at fast food, take-out, delivery, concession stands, buffet and cafeteria (other than employer and school cafeteria)	Food
124	190112	47	0.16	$185.26	Lunch at full service restaurants	Food
125	190113	18	0.06	$11.30	Lunch at vending machines and mobile vendors	Food
126	190114	109	0.36	$94.19	Lunch at employer and school cafeterias	Food
127	190211	240	0.80	$497.39	Dinner at fast food, take-out, delivery, concession stands, buffet and cafeteria (other than employer and school cafeteria)	Food
128	190212	127	0.42	$518.91	Dinner at full service restaurants	Food
129	190213	5	0.02	$2.57	Dinner at vending machines and mobile vendors	Food
130	190214	3	0.01	$2.47	Dinner at employer and school cafeterias	Food
131	190311	162	0.54	$112.50	Snacks and nonalcoholic beverages at fast food, take-out, delivery, concession stands, buffet and cafeteria (other than employer and school cafeteria)	Food
132	190312	55	0.18	$45.73	Snacks and nonalcoholic beverages at full service restaurants	Food
133	190313	50	0.17	$17.96	Snacks and nonalcoholic beverages at vending machines and mobile vendors	Food
134	190314	11	0.04	$2.25	Snacks and nonalcoholic beverages at employer and school cafeterias	Food
135	190321	201	0.67	$136.19	Breakfast and brunch at fast food, take-out, delivery, concession stands, buffet and cafeteria (other than employer and school cafeteria)	Food
136	190322	30	0.10	$61.69	Breakfast and brunch at full service restaurants	Food
137	190323	8	0.03	$5.20	Breakfast and brunch at vending machines and mobile vendors	Food
138	190324	24	0.08	$14.74	Breakfast and brunch at employer and school cafeterias	Food
Personal consumption grouping		**6,620**	**21.99**	**$5,339.76**		

Table A-6(D). In-sample 2013-15 CEX Diary expenditures by single parent with one child age 6-15 families

Personal consumption grouping=HUSBAND

Obs	UCC code	Total # of weekly expenditures	Average # of weekly expenditures per household	Average annual expenditures per household	Name of expenditure	CEX expenditure grouping
139	360210	1	0.00	$6.48	Men's coats and jackets	Apparel - Clothing
140	360311	1	0.00	$2.57	Men's underwear	Apparel - Clothing
141	360312	6	0.02	$13.36	Men's hosiery	Apparel - Clothing
142	360330	1	0.00	$2.59	Men's accessories	Apparel - Clothing
143	360340	.	.	.	Men's sweaters and vests	Apparel - Clothing
144	360350	1	0.00	$5.61	Men's active sportswear	Apparel - Clothing
145	360410	.	.	.	Men's shirts	Apparel - Clothing
146	360420	5	0.02	$15.55	Men's shirts, sweaters, and vests (new UCC Q20131)	Apparel - Clothing
147	360513	1	0.00	$4.85	Men's pants and shorts	Apparel - Clothing
148	400110	2	0.01	$16.25	Men's footwear	Footware
149	640220	8	0.03	$20.97	Shaving needs	Personal care products
Personal consumption grouping		**26**	**0.09**	**$88.23**		

Personal consumption grouping=HW

Obs	UCC code	Total # of weekly expenditures	Average # of weekly expenditures per household	Average annual expenditures per household	Name of expenditure	CEX expenditure grouping
150	200111	47	0.16	$96.15	Beer and ale	Alcohol
151	200210	1	0.00	$4.59	Whiskey	Alcohol
152	200310	25	0.08	$75.19	Wine	Alcohol
153	200410	7	0.02	$17.79	Other alcoholic beverages	Alcohol
154	200511	5	0.02	$5.06	Beer and ale at fast food, take-out, delivery, concession stands, buffet and cafeteria	Alcohol
155	200512	21	0.07	$35.01	Beer and ale at full service restaurants	Alcohol
156	200513	.	.	.	Beer and ale at vending machines and mobile vendors	Alcohol
157	200514	.	.	.	Beer at employer	Alcohol
158	200515	.	.	.	Beer at board	Alcohol
159	200516	.	.	.	Beer and ale at catered affairs	Alcohol
160	200521	.	.	.	Wine at fast food, take-out, delivery, concession stands, buffet and cafeteria	Alcohol
161	200522	6	0.02	$12.63	Wine at full service restaurants	Alcohol
162	200523	.	.	.	Wine at vending machines and mobile vendors	Alcohol
163	200524	.	.	.	Wine at employer	Alcohol
164	200525	.	.	.	Wine at board	Alcohol
165	200526	.	.	.	Wine at catered affairs	Alcohol
166	200531	3	0.01	$3.65	Other alcoholic beverages at fast food, take-out, delivery, concession stands, buffet and cafeteria	Alcohol
167	200532	17	0.06	$32.60	Other alcoholic beverages at full service restaurants	Alcohol
168	200533	1	0.00	$0.35	Other alcoholic beverages at vending machines and mobile vendors	Alcohol
169	200534	.	.	.	Other alcohol at employer	Alcohol
170	200535	.	.	.	Other alcohol at board	Alcohol
171	200536	.	.	.	Other alcoholic beverages at catered affairs	Alcohol
172	430110	2	0.01	$7.38	Watches	Apparel - Other
173	170310	31	0.10	$30.84	Roasted coffee	Food
174	170410	25	0.08	$17.93	Instant and freeze dried coffee	Food

Table A-6(D). In-sample 2013-15 CEX Diary expenditures by single parent with one child age 6-15 families

Personal consumption grouping=HW

Obs	UCC code	Total # of weekly expenditures	Average # of weekly expenditures per household	Average annual expenditures per household	Name of expenditure	CEX expenditure grouping
175	170520	47	0.16	$33.17	Tea	Food
176	200112	.	.	.	Nonalcoholic beer	Food
177	640430	.	.	.	Adult diapers (new UCC Q20111)	Health care
178	530412	7	0.02	$22.59	Taxi fares and limousine services	Private transportation - Variable
179	590110	1	0.00	$0.72	Newspapers (new UCC Q20151)	Reading
180	590210	3	0.01	$3.50	Magazines (new UCC Q20151)	Reading
181	590900	.	.	.	Newsletters	Reading
182	630220	2	0.01	$10.72	Smoking accessories	Smoking
183	630900	.	.	.	Marijuana	Smoking
Personal consumption grouping		**251**	**0.83**	**$409.87**		

Personal consumption grouping=NONE

Obs	UCC code	Total # of weekly expenditures	Average # of weekly expenditures per household	Average annual expenditures per household	Name of expenditure	CEX expenditure grouping
184	370120	.	.	.	Boys' sweaters (thru Q20124)	Apparel - Clothing
185	370125	15	0.05	$42.16	Boy's shirts and sweaters (new UCC Q20131)	Apparel - Clothing
186	370130	.	.	.	Boys' shirts	Apparel - Clothing
187	370211	5	0.02	$11.71	Boys' underwear	Apparel - Clothing
188	370213	12	0.04	$18.17	Boys' hosiery	Apparel - Clothing
189	370220	3	0.01	$9.16	Boys' accessories	Apparel - Clothing
190	370901	4	0.01	$11.45	Boys' uniforms and active sportswear	Apparel - Clothing
191	390110	.	.	.	Girls' coats and jackets	Apparel - Clothing
192	390120	7	0.02	$38.37	Girls' dresses and suits	Apparel - Clothing
193	390210	27	0.09	$65.69	Girls' shirts, blouses, sweaters	Apparel - Clothing
194	390230	6	0.02	$21.77	Girls' active sportswear	Apparel - Clothing
195	390310	9	0.03	$15.93	Girls' underwear and sleepwear	Apparel - Clothing
196	390321	10	0.03	$12.82	Girls' hosiery	Apparel - Clothing
197	390322	6	0.02	$12.38	Girls' accessories	Apparel - Clothing
198	410120	.	.	.	Infant dresses, outerwear	Apparel - Clothing
199	410130	.	.	.	Infant underwear	Apparel - Clothing
200	410140	.	.	.	Infant nightwear, loungewear	Apparel - Clothing
201	410901	.	.	.	Infant accessories	Apparel - Clothing
202	660000	40	0.13	$41.00	School supplies, etc. - unspecified	Education
203	310220	9	0.03	$21.27	Video cassettes, tapes, and discs	Entertainment - Equipment
204	310230	.	.	.	Video game hardware and software (thru Q20104)	Entertainment - Equipment
205	310231	.	.	.	Video game software (new UCC Q20111)	Entertainment - Equipment
206	310232	9	0.03	$24.72	Video game hardware and accessories (new UCC Q20111)	Entertainment - Equipment
207	310312	.	.	.	Phonographs	Entertainment - Equipment
208	310313	.	.	.	Tape recorders and players	Entertainment - Equipment
209	310315	.	.	.	Digital media players and recorders	Entertainment - Equipment
210	310331	1	0.00	$0.19	Miscellaneous sound equipment	Entertainment - Equipment
211	310332	2	0.01	$1.55	Sound equipment accessories	Entertainment - Equipment

Table A-6(D). In-sample 2013-15 CEX Diary expenditures by single parent with one child age 6-15 families

Personal consumption grouping=NONE

Obs	UCC code	Total # of weekly expenditures	Average # of weekly expenditures per household	Average annual expenditures per household	Name of expenditure	CEX expenditure grouping
212	310335	1	0.00	$3.73	Miscellaneous video equipment	Entertainment - Equipment
213	600210	7	0.02	$18.81	Athletic gear, game tables, and exercise equipment	Entertainment - Other
214	600410	2	0.01	$3.93	Camping equipment	Entertainment - Other
215	600420	3	0.01	$14.21	Hunting and fishing equipment	Entertainment - Other
216	600903	1	0.00	$12.33	Global positioning system devices	Entertainment - Other
217	610110	41	0.14	$114.34	Toys, games, arts and crafts, and tricycles	Entertainment - Other
218	610220	.	.	.	Other photographic supplies	Entertainment - Other
219	610901	1	0.00	$6.95	Fireworks	Entertainment - Other
220	610902	1	0.00	$2.43	Souvenirs	Entertainment - Other
221	610903	.	.	.	Visual goods	Entertainment - Other
222	620320	.	.	.	Photographer fees	Entertainment - Other
223	620912	18	0.06	$15.83	Rental of video cassettes, tapes, films, and discs	Entertainment - Other
224	620913	.	.	.	Pinball, electronic video games	Entertainment - Other
225	690120	2	0.01	$10.19	Computer accessories	Entertainment - Other
226	610310	96	0.32	$172.69	Pet food	Entertainment - Pets
227	620420	4	0.01	$97.66	Vet services	Entertainment - Pets
228	180620	4	0.01	$2.84	Baby food	Food
229	400210	6	0.02	$68.05	Boys' footwear	Footware
230	400220	17	0.06	$60.80	Girls' footwear	Footware
231	280120	9	0.03	$64.38	Bedroom linens	Household furnishings
232	280130	.	.	.	Kitchen and dining room linens	Household furnishings
233	280140	5	0.02	$6.37	Kitchen, dining room, other linens (new UCC Q20131)	Household furnishings
234	280900	.	.	.	Other linens (thru Q20124)	Household furnishings
235	290430	.	.	.	Outdoor furniture	Household furnishings
236	300900	1	0.00	$5.22	Miscellaneous household appliances	Household furnishings
237	320130	.	.	.	Infants' equipment	Household furnishings
238	320140	16	0.05	$13.25	Laundry and cleaning equipment	Household furnishings
239	320150	3	0.01	$3.11	Outdoor equipment	Household furnishings
240	320220	.	.	.	Lamps and lighting fixtures	Household furnishings
241	320221	4	0.01	$8.35	Lamps, lighting fixtures, ceiling fans (new UCC Q20131) Q20131)	Household furnishings
242	320232	7	0.02	$134.66	Telephones and accessories	Household furnishings
243	320233	44	0.15	$105.43	Clocks and other household decorative items	Household furnishings
244	320310	.	.	.	Plastic dinnerware (thru Q20124)	Household furnishings
245	320320	.	.	.	China and other dinnerware	Household furnishings
246	320340	.	.	.	Glassware	Household furnishings
247	320345	4	0.01	$11.39	Dinnerware, glassware, serving pieces (new UCC Q20131) Q20131)	Household furnishings
248	320350	.	.	.	Silver serving pieces	Household furnishings
249	320360	.	.	.	Other serving pieces (thru Q20124)	Household furnishings
250	320370	9	0.03	$19.97	Nonelectric cookware	Household furnishings
251	320380	6	0.02	$14.54	Tableware, nonelectric kitchenware	Household furnishings
252	320410	9	0.03	$106.24	Lawn and garden equipment	Household furnishings
253	320420	4	0.01	$11.33	Power tools	Household furnishings

Table A-6(D). In-sample 2013-15 CEX Diary expenditures by single parent with one child age 6-15 families

Personal consumption grouping=NONE

Obs	UCC code	Total # of weekly expenditures	Average # of weekly expenditures per household	Average annual expenditures per household	Name of expenditure	CEX expenditure grouping
254	320430	.	.	.	Other hardware	Household furnishings
255	320522	.	.	.	Portable heating and cooling equipment	Household furnishings
256	320902	3	0.01	$8.84	Hand tools	Household furnishings
257	320903	.	.	.	Indoor plants, fresh flowers	Household furnishings
258	320905	11	0.04	$10.51	Miscellaneous household equipment and parts	Household furnishings
259	340913	.	.	.	Repair of miscellaneous household equipment and furnishings furnishings	Household operations
260	330510	120	0.40	$169.15	Miscellaneous household products	Household supplies
261	330610	31	0.10	$153.42	Lawn and garden supplies	Household supplies
262	340110	14	0.05	$61.01	Postage	Household supplies
263	340120	1	0.00	$0.19	Delivery services	Household supplies
264	340520	5	0.02	$12.62	Household laundry and dry cleaning, sent out (nonclothing) not coin-operated	Household supplies
265	340530	13	0.04	$29.04	Coin-operated household laundry and dry cleaning (nonclothing)	Household supplies
266	620925	.	.	.	Miscellaneous fees	Miscellaneous
267	620926	10	0.03	$24.64	Lotteries and pari-mutuel losses	Miscellaneous
Personal consumption grouping		**698**	**2.32**	**$1,926.79**		

Personal consumption grouping=VEH_OWN

Obs	UCC code	Total # of weekly expenditures	Average # of weekly expenditures per household	Average annual expenditures per household	Name of expenditure	CEX expenditure grouping
268	500110	25	0.08	$592.92	Vehicle insurance	Private transportation - Fixed
269	480212	8	0.03	$10.91	Vehicle products and cleaning services	Private transportation - Variable
270	490000	19	0.06	$68.48	Misc. auto repair, servicing	Private transportation - Variable
271	490316	.	.	.	Gas tank repair, replacement	Private transportation - Variable
Personal consumption grouping		**52**	**0.17**	**$672.31**		

Personal consumption grouping=WIFE

Obs	UCC code	Total # of weekly expenditures	Average # of weekly expenditures per household	Average annual expenditures per household	Name of expenditure	CEX expenditure grouping
272	380110	1	0.00	$4.32	Women's coats and jackets	Apparel - Clothing
273	380210	6	0.02	$22.72	Women's dresses	Apparel - Clothing
274	380312	.	.	.	Women's vests and sweaters	Apparel - Clothing
275	380313	.	.	.	Women's shirts, tops, blouses	Apparel - Clothing
276	380315	47	0.16	$121.58	Women's sweaters, shirts, tops, vests (new UCC Q20131) Q20131)	Apparel - Clothing
277	380320	.	.	.	Women's skirts	Apparel - Clothing
278	380333	18	0.06	$54.00	Women's pants and shorts	Apparel - Clothing
279	380340	2	0.01	$9.29	Women's active sportswear	Apparel - Clothing
280	380410	1	0.00	$3.33	Women's sleepwear	Apparel - Clothing
281	380420	7	0.02	$39.25	Women's undergarments	Apparel - Clothing
282	380430	10	0.03	$13.67	Women's hosiery	Apparel - Clothing
283	380901	11	0.04	$25.82	Women's accessories	Apparel - Clothing

Table A-6(D). In-sample 2013-15 CEX Diary expenditures by single parent with one child age 6-15 families

Personal consumption grouping=WIFE

Obs	UCC code	Total # of weekly expenditures	Average # of weekly expenditures per household	Average annual expenditures per household	Name of expenditure	CEX expenditure grouping
284	400310	13	0.04	$76.22	Women's footwear	Footware
285	640310	103	0.34	$167.83	Cosmetics, perfume, bath preparations	Personal care products
286	640410	40	0.13	$38.44	Deodorants, feminine hygiene, miscellaneous personal care care	Personal care products
Personal consumption grouping		**259**	**0.86**	**$576.47**		
		8,412	**27.95**	**$9,640.73**		

Table A-6(l). In-sample 2013-15 CEX Interview expenditures by single parent with one child age 6-15 families

Personal consumption grouping=FAMILY

Obs	UCC code	Total # of quarterly expenditures	Average # of quarterly expenditures per household	Average annual expenditures per household	Name of expenditure	CEX expenditure grouping
1	440120	274	0.44	$47.81	Coin-operated apparel laundry and dry cleaning	Apparel - Other
2	310314	4	0.01	$2.50	Personal digital audio players	Entertainment - Equipment
3	310340	45	0.07	$6.02	CDs, records, audio tapes	Entertainment - Equipment
4	310350	57	0.09	$3.41	Streaming, downloading audio	Entertainment - Equipment
5	310400	31	0.05	$3.14	Applications, games, ringtones for handheld devices (new UCC Q20112) (new UCC Q20112)	Entertainment - Equipment
6	610900	61	0.10	$17.28	Recreation expenses, out-of-town trips	Entertainment - Fees and admisssions
7	620122	26	0.04	$16.91	Participant sports, out-of-town trips	Entertainment - Fees and admisssions
8	620211	.	.	.	Movie, theater, amusement parks, and other	Entertainment - Fees and admisssions
9	620212	53	0.08	$33.52	Movie, other admissions, out-of-town trips	Entertainment - Fees and admisssions
10	620213	40	0.06	$35.21	Play, theater, opera, concert (new UCC Q20132)	Entertainment - Fees and admisssions
11	620214	222	0.35	$72.80	Movies, parks, museums (new UCC Q20132)	Entertainment - Fees and admisssions
12	620221	29	0.05	$16.61	Admission to sporting events	Entertainment - Fees and admisssions
13	620222	53	0.08	$11.15	Admission to sports events, out-of-town trips	Entertainment - Fees and admisssions
14	620310	240	0.38	$274.12	Fees for recreational lessons	Entertainment - Fees and admisssions
15	620903	61	0.10	$17.28	Other entertainment services, out-of-town trips	Entertainment - Fees and admisssions
16	600310	17	0.03	$13.74	Bicycles	Entertainment - Other
17	600430	2	0.00	$7.86	Winter sports equipment	Entertainment - Other
18	600901	.	.	.	Water sports equipment	Entertainment - Other
19	600902	8	0.01	$3.36	Other sports equipment	Entertainment - Other
20	540000	391	0.62	$104.68	Prescription drugs	Health care
21	550110	51	0.08	$53.31	Eyeglasses and contact lenses	Health care
22	550320	3	0.00	$1.35	Medical equipment for general use	Health care
23	560110	194	0.31	$106.31	Physician's services	Health care
24	560210	129	0.21	$194.08	Dental services	Health care
25	560310	43	0.07	$28.75	Eyecare services	Health care
26	560330	19	0.03	$15.60	Lab tests, x-rays	Health care
27	560400	35	0.06	$42.12	Service by professionals other than physician	Health care
28	570111	26	0.04	$70.20	Hospital room and services	Health care
29	570230	4	0.01	$1.95	Other medical care services	Health care
30	570901	1	0.00	$0.13	Rental of medical equipment	Health care
31	580111	.	.	.	Traditional fee for service health plan (not BCBS)	Health care
32	580112	.	.	.	Traditional fee for service health plan (BCBS)	Health care
33	580113	.	.	.	Preferred provider health plan (not BCBS)	Health care
34	580114	.	.	.	Preferred provider health plan (BCBS)	Health care
35	580115	276	0.44	$365.18	Fee for service health plan (not BCBS) (new UCC Q20132)	Health care
36	580116	222	0.35	$319.79	Fee for service health plan (BCBS) (new UCC Q20132)	Health care
37	580311	353	0.56	$390.42	Health maintenance organization (not BCBS)	Health care
38	580312	199	0.32	$328.23	Health maintenance organization (BCBS)	Health care

Table A-6(l). In-sample 2013-15 CEX Interview expenditures by single parent with one child age 6-15 families

Personal consumption grouping=FAMILY

Obs	UCC code	Total # of quarterly expenditures	Average # of quarterly expenditures per household	Average annual expenditures per household	Name of expenditure	CEX expenditure grouping
39	580905	308	0.49	$97.26	Other health insurance (not BCBS)	Health care
40	580906	38	0.06	$15.59	Other health insurance (BCBS)	Health care
41	650310	1,004	1.60	$258.64	Personal care services	Personal care services
42	530312	27	0.04	$8.14	Local trans. on out-of-town trips	Public transportation - Fixed
43	530411	27	0.04	$4.78	Taxi fares and limousine services on trips	Public transportation - Fixed
44	530110	53	0.08	$212.20	Airline fares	Public transportation - Variable
45	530210	20	0.03	$4.85	Intercity bus fares	Public transportation - Variable
46	530311	187	0.30	$71.37	Intracity mass transit fares	Public transportation - Variable
47	530510	22	0.04	$10.11	Intercity train fares	Public transportation - Variable
48	530901	8	0.01	$28.88	Ship fares	Public transportation - Variable
49	590220	19	0.03	$5.02	Books thru book clubs	Reading
50	590230	102	0.16	$35.02	Books not thru book clubs	Reading
51	590310	43	0.07	$6.30	Newspaper, magazine by subscription	Reading
52	590410	42	0.07	$4.65	Newspaper, magazine non-subscription	Reading
53	660310	1	0.00	$0.13	Encyclopedia and other sets of reference books	Reading
Personal consumption grouping		**5,070**	**8.10**	**$3,367.77**		

Personal consumption grouping=FOOD

Obs	UCC code	Total # of quarterly expenditures	Average # of quarterly expenditures per household	Average annual expenditures per household	Name of expenditure	CEX expenditure grouping
54	190903	171	0.27	$167.86	Food on out-of-town trips	Food
55	190904	64	0.10	$27.64	Food prepared by consumer unit on out-of-town trips	Food
Personal consumption grouping		**235**	**0.38**	**$195.50**		

Personal consumption grouping=HUSBAND

Obs	UCC code	Total # of quarterly expenditures	Average # of quarterly expenditures per household	Average annual expenditures per household	Name of expenditure	CEX expenditure grouping
56	360110	3	0.00	$4.83	Men's suits	Apparel - Clothing
57	360120	1	0.00	$0.82	Men's sportcoats, tailored jackets	Apparel - Clothing
58	360320	.	.	.	Men's nightwear	Apparel - Clothing
59	360901	1	0.00	$1.96	Men's uniforms	Apparel - Clothing
60	360902	1	0.00	$0.29	Men's costumes	Apparel - Clothing
Personal consumption grouping		**6**	**0.01**	**$7.90**		

Personal consumption grouping=HW

Obs	UCC code	Total # of quarterly expenditures	Average # of quarterly expenditures per household	Average annual expenditures per household	Name of expenditure	CEX expenditure grouping
61	200900	85	0.14	$24.60	Alcoholic beverages purchased on trips	Alcohol
62	430120	33	0.05	$12.11	Jewelry	Apparel - Other
63	440110	.	.	.	Shoe repair and other shoe service	Apparel - Other
64	440130	11	0.02	$4.31	Alteration, repair and tailoring of apparel and accessories accessories	Apparel - Other

Table A-6(l). In-sample 2013-15 CEX Interview expenditures by single parent with one child age 6-15 families

Personal consumption grouping=HW

Obs	UCC code	Total # of quarterly expenditures	Average # of quarterly expenditures per household	Average annual expenditures per household	Name of expenditure	CEX expenditure grouping
65	440140	2	0.00	$2.16	Clothing rental	Apparel - Other
66	440150	5	0.01	$1.46	Watch and jewelry repair	Apparel - Other
67	440210	192	0.31	$36.07	Apparel laundry and dry cleaning not coin-operated	Apparel - Other
68	440900	3	0.00	$0.52	Clothing storage	Apparel - Other
69	660110	8	0.01	$7.94	School books, supplies, equipment for college	Education
70	660410	.	.	.	School books, supplies, equipment for vocational and technical schools technical schools	Education
71	670110	12	0.02	$105.45	College tuition	Education
72	670410	2	0.00	$13.00	Vocational and technical school tuition	Education
73	620111	272	0.43	$109.04	Social, recreation, health club membership	Entertainment - Fees and admisssions
74	550330	5	0.01	$1.21	Supportive and convalescent medical equipment	Health care
75	550340	1	0.00	$0.43	Hearing aids	Health care
76	570220	.	.	.	Care in convalescent or nursing home	Health care
77	570240	.	.	.	Medical care in retirement community	Health care
78	570903	.	.	.	Rental of supportive, convalescent medical equipment	Health care
79	580400	14	0.02	$9.49	Long term care insurance	Health care
80	580901	40	0.06	$38.21	Medicare payments	Health care
81	580903	6	0.01	$2.53	Commercial medicare supplement (not BCBS)	Health care
82	580904	.	.	.	Commercial medicare supplement (BCBS)	Health care
83	580907	12	0.02	$1.17	Medicare prescription drug premium	Health care
84	320901	5	0.01	$2.66	Office furniture for home use	Household furnishings
85	690115	.	.	.	Personal digital assistants	Household furnishings
86	690116	12	0.02	$4.08	Internet services away from home	Household furnishings
87	690117	24	0.04	$5.73	Portable memory	Household furnishings
88	690230	8	0.01	$3.99	Business equipment for home use	Household furnishings
89	340520	.	.	.	Household laundry and dry cleaning, sent out (nonclothing) not coin-operated	Household operations
90	340906	.	.	.	Care for elderly, invalids, handicapped, etc.	Household operations
91	340908	.	.	.	Rental of office equipment for nonbusiness use	Household operations
92	340910	.	.	.	Adult day care centers	Household operations
93	680140	1	0.00	$1.85	Funeral expenses	Miscellaneous
94	680901	3	0.00	$4.79	Cemetery lots, vaults, maintenance fees	Miscellaneous
95	680904	11	0.02	$1.93	Dating services	Miscellaneous
96	800111	.	.	.	Alimony expenditures	Miscellaneous
97	800121	104	0.17	$415.27	Child support expenditures	Miscellaneous
98	900002	93	0.15	$34.88	Occupational expenses	Miscellaneous
99	640130	23	0.04	$3.54	Wigs and hairpieces	Personal care products
100	640430	.	.	.	Adult diapers	Personal care products
101	520310	23	0.04	$5.60	Drivers' license	Private transportation - Variable
102	520531	239	0.38	$54.55	Parking fees in home city, excluding residence	Private transportation - Variable
103	270102	1,373	2.19	$861.41	Cellular phone service	Shelter - Utilities
104	270104	66	0.11	$11.57	Phone cards	Shelter - Utilities
105	630110	255	0.41	$189.42	Cigarettes	Smoking

Table A-6(l). In-sample 2013-15 CEX Interview expenditures by single parent with one child age 6-15 families

Personal consumption grouping=HW

Obs	UCC code	Total # of quarterly expenditures	Average # of quarterly expenditures per household	Average annual expenditures per household	Name of expenditure	CEX expenditure grouping
106	630210	30	0.05	$13.51	Other tobacco products	Smoking
Personal consumption grouping		**2,973**	**4.75**	**$1,984.48**		

Table A-6(l). In-sample 2013-15 CEX Interview expenditures by single parent with one child age 6-15 families

Personal consumption grouping=NONE

Obs	UCC code	Total # of quarterly expenditures	Average # of quarterly expenditures per household	Average annual expenditures per household	Name of expenditure	CEX expenditure grouping
107	370110	24	0.04	$12.03	Boys' coats and jackets	Apparel - Clothing
108	370120	.	.	.	Boys' sweaters	Apparel - Clothing
109	370212	10	0.02	$2.82	Boys' nightwear	Apparel - Clothing
110	370311	12	0.02	$9.76	Boys' suits, sportcoats, vests	Apparel - Clothing
111	370314	171	0.27	$74.87	Boys' pants and shorts	Apparel - Clothing
112	370902	10	0.02	$2.19	Boys' costumes	Apparel - Clothing
113	370903	7	0.01	$5.12	Boys' uniforms	Apparel - Clothing
114	370904	16	0.03	$3.51	Boys' active sportswear	Apparel - Clothing
115	390110	32	0.05	$11.02	Girls' coats and jackets	Apparel - Clothing
116	390223	145	0.23	$77.65	Girls' skirts, pants, and shorts	Apparel - Clothing
117	390901	7	0.01	$4.81	Girls' uniforms	Apparel - Clothing
118	390902	18	0.03	$6.08	Girls' costumes	Apparel - Clothing
119	410110	.	.	.	Infant coat, jacket, snowsuit	Apparel - Clothing
120	410120	.	.	.	Infant dresses, outerwear	Apparel - Clothing
121	410140	.	.	.	Infant nightwear, loungewear	Apparel - Clothing
122	660210	83	0.13	$41.52	School books, supplies, equipment for elementary, high school school	Education
123	660901	.	.	.	School books, supplies, equipment for day care, nursery	Education
124	660902	4	0.01	$1.39	School books, supplies, equipment for other schools	Education
125	670210	73	0.12	$255.78	Elementary and high school tuition	Education
126	670901	4	0.01	$4.15	Other schools tuition	Education
127	670902	67	0.11	$67.25	Other school expenses including rentals	Education
128	670903	30	0.05	$40.06	Test preparation, tutoring services	Education
129	690118	21	0.03	$27.80	Digital book readers (new UCC Q20112)	Education
130	270310	1,115	1.78	$567.46	Cable and satellite television services	Entertainment - Equipment
131	270311	29	0.05	$10.03	Satellite radio service	Entertainment - Equipment
132	310140	44	0.07	$104.02	Televisions	Entertainment - Equipment
133	310210	4	0.01	$1.14	VCR's and video disc players	Entertainment - Equipment
134	310220	.	.	.	Video cassettes, tapes, and discs	Entertainment - Equipment
135	310231	40	0.06	$23.42	Video game software	Entertainment - Equipment
136	310240	215	0.34	$15.72	Streaming, downloading video	Entertainment - Equipment
137	310311	.	.	.	Radios	Entertainment - Equipment
138	310316	10	0.02	$11.92	Stereos, radios, speakers, and sound components including those in vehicles (new UCC Q20132)	Entertainment - Equipment
139	310320	.	.	.	Sound components and component systems	Entertainment - Equipment
140	310334	2	0.00	$0.98	Satellite dishes	Entertainment - Equipment
141	340610	2	0.00	$0.40	Repair of tv, radio, and sound equipment	Entertainment - Equipment
142	340902	.	.	.	Rental of televisions	Entertainment - Equipment
143	340905	3	0.00	$0.15	Rental of VCR, radio, and sound equipment	Entertainment - Equipment
144	610130	13	0.02	$14.20	Musical instruments and accessories	Entertainment - Equipment
145	610320	278	0.44	$115.77	Pet purchase, supplies, medicine	Entertainment - Equipment
146	620904	10	0.02	$1.41	Rental and repair of musical instruments	Entertainment - Equipment
147	620912	.	.	.	Rental of video cassettes, tapes, films, and discs	Entertainment - Equipment
148	620916	.	.	.	Rental of computer and video game hardware and software (thru Q20111)	Entertainment - Equipment

Table A-6(l). In-sample 2013-15 CEX Interview expenditures by single parent with one child age 6-15 families

Personal consumption grouping=NONE

Obs	UCC code	Total # of quarterly expenditures	Average # of quarterly expenditures per household	Average annual expenditures per household	Name of expenditure	CEX expenditure grouping
149	620917	.	.	.	Rental of video hardware/accessories (new UCC Q20112)	Entertainment - Equipment
150	620918	11	0.02	$0.90	Rental of video game software (new UCC Q20112)	Entertainment - Equipment
151	620930	21	0.03	$2.83	Online gaming services	Entertainment - Equipment
152	690320	.	.	.	Installation of televisions	Entertainment - Equipment
153	690330	.	.	.	Installation of satellite television equipment	Entertainment - Equipment
154	690340	2	0.00	$0.89	Installation of sound systems	Entertainment - Equipment
155	690350	.	.	.	Installation of other video equipment or sound systems	Entertainment - Equipment
156	520901	9	0.01	$18.59	Docking and landing fees	Entertainment - Other
157	520904	.	.	.	Rental noncamper trailer	Entertainment - Other
158	520907	.	.	.	Boat and trailer rental out-of-town trips	Entertainment - Other
159	600110	1	0.00	$26.84	Outboard motors	Entertainment - Other
160	600121	.	.	.	Boat without motor and boat trailers	Entertainment - Other
161	600122	.	.	.	Trailer and other attachable campers	Entertainment - Other
162	600132	.	.	.	Purchase of boat with motor	Entertainment - Other
163	600141	.	.	.	Purchase of motorized camper	Entertainment - Other
164	600142	2	0.00	$10.93	Purchase of other vehicle	Entertainment - Other
165	610120	4	0.01	$9.41	Playground equipment	Entertainment - Other
166	610140	4	0.01	$8.86	Stamp and coin collecting	Entertainment - Other
167	610210	8	0.01	$1.37	Film	Entertainment - Other
168	610230	6	0.01	$16.08	Photographic equipment	Entertainment - Other
169	620320	17	0.03	$5.22	Photographer fees	Entertainment - Other
170	620330	21	0.03	$5.48	Photo processing	Entertainment - Other
171	620905	.	.	.	Repair and rental of photographic equipment	Entertainment - Other
172	620906	.	.	.	Rental of boat	Entertainment - Other
173	620908	6	0.01	$1.44	Rental and repair of miscellaneous sports equipment	Entertainment - Other
174	620909	.	.	.	Rental of campers on out-of-town trips	Entertainment - Other
175	620919	2	0.00	$2.29	Rental of other vehicles on out-of-town trips	Entertainment - Other
176	620921	.	.	.	Rental of motorized camper	Entertainment - Other
177	620922	3	0.00	$0.58	Rental of other RV"s	Entertainment - Other
178	680310	2	0.00	$3.83	Live entertainment for catered affairs	Entertainment - Other
179	680320	1	0.00	$0.64	Rental of party supplies for catered affairs	Entertainment - Other
180	620410	68	0.11	$35.22	Pet services	Entertainment - Pets
181	190901	45	0.07	$20.66	Food or board at school	Food
182	190902	3	0.00	$6.03	Catered affairs	Food
183	790430	468	0.75	$137.19	School lunches	Food
184	230117	.	.	.	Dishwashers (built-in), garbage disposals, range hoods, (renter) hoods, (renter)	Household furnishings
185	230118	17	0.03	$36.58	Dishwashers (built-in), garbage disposals, range hoods, (owned home) hoods, (owned home)	Household furnishings
186	230133	.	.	.	Wall-to-wall carpet (replacement) (owned home) (thru Q20111) Q20111)	Household furnishings
187	230134	.	.	.	Wall-to-wall carpet (renter) (thru Q20111)	Household furnishings
188	280210	16	0.03	$6.20	Curtains and draperies	Household furnishings
189	280220	12	0.02	$3.31	Slipcovers, decorative pillows	Household furnishings
190	280230	.	.	.	Sewing materials for slipcovers, curtains, other sewing materials for the home sewing materials for the home	Household furnishings

Table A-6(l). In-sample 2013-15 CEX Interview expenditures by single parent with one child age 6-15 families

Personal consumption grouping=NONE

Obs	UCC code	Total # of quarterly expenditures	Average # of quarterly expenditures per household	Average annual expenditures per household	Name of expenditure	CEX expenditure grouping
191	280900	.	.	.	Other linens	Household furnishings
192	290110	14	0.02	$64.28	Mattress and springs	Household furnishings
193	290120	29	0.05	$107.29	Other bedroom furniture	Household furnishings
194	290210	11	0.02	$64.64	Sofas	Household furnishings
195	290310	8	0.01	$15.41	Living room chairs	Household furnishings
196	290320	6	0.01	$4.64	Living room tables	Household furnishings
197	290410	14	0.02	$27.83	Kitchen, dining room furniture	Household furnishings
198	290420	3	0.00	$0.61	Infants' furniture	Household furnishings
199	290430	11	0.02	$16.27	Outdoor furniture	Household furnishings
200	290440	21	0.03	$24.56	Wall units, cabinets and other occasional furniture	Household furnishings
201	300111	4	0.01	$10.56	Refrigerators, freezers (renter)	Household furnishings
202	300112	10	0.02	$49.10	Refrigerators, freezers (owned home)	Household furnishings
203	300211	.	.	.	Washing machines (renter)	Household furnishings
204	300212	.	.	.	Washing machines (owned home)	Household furnishings
205	300216	4	0.01	$13.19	Clothes washer or dryer (renter) (new UCC Q20132)	Household furnishings
206	300217	16	0.03	$84.46	Clothes washer or dryer (owned home) (new UCC Q20132 Q20132)	Household furnishings
207	300221	.	.	.	Clothes dryers (renter)	Household furnishings
208	300222	.	.	.	Clothes dryers (owned home)	Household furnishings
209	300311	3	0.00	$1.34	Cooking stoves, ovens (renter)	Household furnishings
210	300312	7	0.01	$34.33	Cooking stoves, ovens (owned home)	Household furnishings
211	300321	12	0.02	$4.84	Microwave ovens (renter)	Household furnishings
212	300322	9	0.01	$6.67	Microwave ovens (owned home)	Household furnishings
213	300331	.	.	.	Portable dishwasher (renter)	Household furnishings
214	300332	.	.	.	Portable dishwasher (owned home)	Household furnishings
215	300411	2	0.00	$1.09	Window air conditioners (renter)	Household furnishings
216	300412	3	0.00	$29.77	Window air conditioners (owned home)	Household furnishings
217	320111	26	0.04	$10.75	Floor coverings, nonpermanent	Household furnishings
218	320120	5	0.01	$6.96	Window coverings	Household furnishings
219	320163	.	.	.	Wall-to-wall carpet (replacement)(renter) (thru 20111) Q20111)	Household furnishings
220	320310	.	.	.	Plastic dinnerware	Household furnishings
221	320330	3	0.00	$0.50	Flatware	Household furnishings
222	320360	.	.	.	Other serving pieces	Household furnishings
223	320511	16	0.03	$7.94	Electric floor cleaning equipment	Household furnishings
224	320512	2	0.00	$1.35	Sewing machines	Household furnishings
225	320521	55	0.09	$14.05	Small electric kitchen appliances	Household furnishings
226	320522	9	0.01	$5.65	Portable heating and cooling equipment	Household furnishings
227	320903	60	0.10	$14.86	Indoor plants, fresh flowers	Household furnishings
228	340904	6	0.01	$5.50	Rental of furniture	Household furnishings
229	690111	47	0.08	$90.45	Computers and computer hardware for nonbusiness use	Household furnishings
230	690112	.	.	.	Computer software and accessories for nonbusiness use (thru Q20111) (thru Q20111)	Household furnishings
231	690119	12	0.02	$8.45	Computer software (new UCC Q20112)	Household furnishings
232	690120	.	.	.	Computer accessories (new UCC Q20112)	Household furnishings
233	690210	.	.	.	Telephone answering devices	Household furnishings

Table A-6(l). In-sample 2013-15 CEX Interview expenditures by single parent with one child age 6-15 families

Personal consumption grouping=NONE

Obs	UCC code	Total # of quarterly expenditures	Average # of quarterly expenditures per household	Average annual expenditures per household	Name of expenditure	CEX expenditure grouping
234	690241	.	.	.	Smoke alarms (renter)	Household furnishings
235	690242	.	.	.	Smoke alarms (owned home)	Household furnishings
236	690243	.	.	.	Smoke alarms (owned vacation)	Household furnishings
237	690244	7	0.01	$1.95	Other household appliances (renter)	Household furnishings
238	690245	6	0.01	$2.86	Other household appliances (owned home)	Household furnishings
239	330511	24	0.04	$2.88	Termite/pest control products	Household operations
240	340210	87	0.14	$161.01	Babysitting and child care (new UCC Q20132)	Household operations
241	340211	.	.	.	Babysitting and child care in your own home	Household operations
242	340212	.	.	.	Babysitting and child care in someone else's home	Household operations
243	340310	107	0.17	$127.30	Housekeeping services	Household operations
244	340410	136	0.22	$70.69	Gardening, lawn care service	Household operations
245	340420	40	0.06	$10.08	Water softening service	Household operations
246	340510	40	0.06	$37.59	Moving, storage, freight	Household operations
247	340530	.	.	.	Coin-operated household laundry and dry cleaning (nonclothing)	Household operations
248	340620	12	0.02	$8.08	Appliance repair, including service center	Household operations
249	340630	2	0.00	$1.05	Reupholstering, furniture repair	Household operations
250	340901	12	0.02	$5.19	Repairs/rentals of lawn and garden equipment, hand or power tools, other household equipment	Household operations
251	340903	3	0.00	$34.38	Other home services	Household operations
252	340907	3	0.00	$1.76	Appliance rental	Household operations
253	340914	24	0.04	$11.52	Services for termite/pest control	Household operations
254	340915	64	0.10	$25.15	Home security system service fee	Household operations
255	670310	194	0.31	$303.32	Day care centers, nursery, and preschools	Household operations
256	690113	.	.	.	Repair of computer systems for nonbusiness use	Household operations
257	690114	1,242	1.98	$349.28	Computer information services	Household operations
258	690310	2	0.00	$1.68	Installation of computer	Household operations
259	990900	.	.	.	Rental and installation of dishwashers, range hoods, and garbage disposals	Household operations
260	002120	14	0.02	$4.90	Other nonhealth insurance	Miscellaneous
261	005420	.	.	.	Finance, late, interest charges for credit cards (new UC Q20132)	Miscellaneous
262	005520	.	.	.	Finance, late, interest charges for student loans (new UCC Q20132)	Miscellaneous
263	005620	.	.	.	Finance, late, interest charges for other loans (new UCC Q20132)	Miscellaneous
264	620112	6	0.01	$2.54	Credit card memberships	Miscellaneous
265	620115	20	0.03	$8.75	Shopping club membership fees	Miscellaneous
266	680110	49	0.08	$156.95	Legal fees	Miscellaneous
267	680210	3	0.00	$0.61	Safe deposit box rental	Miscellaneous
268	680220	199	0.32	$33.17	Checking accounts, other bank service charges	Miscellaneous
269	680902	23	0.04	$49.55	Accounting fees	Miscellaneous
270	680905	5	0.01	$4.70	Vacation clubs	Miscellaneous
271	700110	162	0.26	$139.09	Life, endowment, annuity, other personal insurance	Miscellaneous
272	710110	.	.	.	Finance charges excluding mortgage and vehicle	Miscellaneous
273	790600	22	0.04	$16.02	Expenses for other properties	Miscellaneous
274	800804	11	0.02	$26.20	Support for college students	Miscellaneous
275	800811	.	.	.	Gift to non-CU members of stocks, bonds, and mutual funds	Miscellaneous

Table A-6(l). In-sample 2013-15 CEX Interview expenditures by single parent with one child age 6-15 families

Personal consumption grouping=NONE

Obs	UCC code	Total # of quarterly expenditures	Average # of quarterly expenditures per household	Average annual expenditures per household	Name of expenditure	CEX expenditure grouping
276	800821	179	0.29	$52.95	Cash contributions to charities and other organizations	Miscellaneous
277	800831	374	0.60	$331.58	Cash contributions to church, religious organizations	Miscellaneous
278	800841	24	0.04	$5.94	Cash contribution to educational institutions	Miscellaneous
279	800851	7	0.01	$1.18	Cash contribution to political organizations	Miscellaneous
280	800861	152	0.24	$122.40	Other cash gifts	Miscellaneous
281	880210	.	.	.	Interest paid, home equity line of credit (other property)	Miscellaneous
282	530902	4	0.01	$0.83	School bus	Public transportation - Fixed
283	210110	1,001	1.60	$4,806.24	Rent	Shelter - Fixed
284	210210	90	0.14	$297.50	Lodging on out-of-town trips	Shelter - Fixed
285	210310	.	.	.	Housing while attending school	Shelter - Fixed
286	210901	2	0.00	$91.01	Ground rent	Shelter - Fixed
287	210902	.	.	.	Ground rent	Shelter - Fixed
288	220121	85	0.14	$149.55	Homeowners insurance	Shelter - Fixed
289	220122	4	0.01	$5.11	Homeowners insurance	Shelter - Fixed
290	220211	707	1.13	$1,063.55	Property taxes	Shelter - Fixed
291	220212	25	0.04	$24.71	Property taxes	Shelter - Fixed
292	220311	534	0.85	$2,347.44	Mortgage interest	Shelter - Fixed
293	220312	11	0.02	$12.21	Mortgage interest	Shelter - Fixed
294	220313	30	0.05	$15.81	Interest paid, home equity loan	Shelter - Fixed
295	220314	.	.	.	Interest paid, home equity loan	Shelter - Fixed
296	220901	3	0.00	$1.88	Parking	Shelter - Fixed
297	220902	.	.	.	Parking	Shelter - Fixed
298	230112	4	0.01	$21.88	Painting and papering	Shelter - Fixed
299	230113	15	0.02	$24.21	Plumbing and water heating	Shelter - Fixed
300	230114	30	0.05	$57.98	Heat, a/c, electrical work	Shelter - Fixed
301	230115	3	0.00	$157.92	Roofing and gutters	Shelter - Fixed
302	230121	.	.	.	Repair and replacement of hard surface flooring	Shelter - Fixed
303	230122	.	.	.	Repair and replacement of hard surface flooring	Shelter - Fixed
304	230123	.	.	.	Repair and replacement of hard surface flooring	Shelter - Fixed
305	230141	.	.	.	Repair of built-in appliances	Shelter - Fixed
306	230142	1	0.00	$1.71	Repair of built-in appliances	Shelter - Fixed
307	230150	6	0.01	$18.05	Repair or maintenance services	Shelter - Fixed
308	230151	15	0.02	$65.06	Other repair and maintenance services	Shelter - Fixed
309	230152	3	0.00	$21.96	Repair and remodeling services	Shelter - Fixed
310	230901	17	0.03	$25.19	Property management	Shelter - Fixed
311	230902	.	.	.	Property management	Shelter - Fixed
312	240111	1	0.00	$0.26	Paint, wallpaper, and supplies	Shelter - Fixed
313	240112	20	0.03	$9.52	Paints, wallpaper and supplies	Shelter - Fixed
314	240113	.	.	.	Paints, wallpaper, supplies	Shelter - Fixed
315	240121	1	0.00	$0.03	Tools and equipment for painting and wallpapering	Shelter - Fixed
316	240122	20	0.03	$1.02	Tools and equipment for painting and wallpapering	Shelter - Fixed
317	240123	.	.	.	Tools and equipment for painting and wallpapering	Shelter - Fixed

Table A-6(l). In-sample 2013-15 CEX Interview expenditures by single parent with one child age 6-15 families

Personal consumption grouping=NONE

Obs	UCC code	Total # of quarterly expenditures	Average # of quarterly expenditures per household	Average annual expenditures per household	Name of expenditure	CEX expenditure grouping
318	240211	.	.	.	Materials for plastering, panels, roofing, gutters, etc. etc.	Shelter - Fixed
319	240212	.	.	.	Materials for plaster., panel., siding, windows, doors, screens, awnings	Shelter - Fixed
320	240213	.	.	.	Materials and equipment for roof and gutters	Shelter - Fixed
321	240214	.	.	.	Materials for plastering, paneling, roofing, gutters, downspouts, siding, windows, doors, screens, and awnings	Shelter - Fixed
322	240221	.	.	.	Materials for patio, walk, fence, driveway, masonry, brick and stucco work brick and stucco work	Shelter - Fixed
323	240222	.	.	.	Materials for patio, walk, fence, driveway, masonry, brick and stucco work	Shelter - Fixed
324	240223	.	.	.	Material for patio, walk, fence, drive, masonry, brick, stucco	Shelter - Fixed
325	240311	.	.	.	Plumbing supplies and equipment	Shelter - Fixed
326	240312	7	0.01	$4.72	Plumbing supplies and equipment	Shelter - Fixed
327	240313	.	.	.	Plumbing supplies and equipment	Shelter - Fixed
328	240321	.	.	.	Electrical supplies, heating and cooling equipment	Shelter - Fixed
329	240322	4	0.01	$1.99	Electrical supplies, heating and cooling equipment	Shelter - Fixed
330	240323	.	.	.	Electrical supplies, heating and cooling equipment	Shelter - Fixed
331	320611	16	0.03	$2.18	Material for insulation, other maintenance and repair	Shelter - Fixed
332	320612	8	0.01	$2.48	Material for insulation, other maintenance and repair	Shelter - Fixed
333	320613	.	.	.	Material for insulation, other maintenance and repair	Shelter - Fixed
334	320621	.	.	.	Material for hard surface flooring	Shelter - Fixed
335	320622	.	.	.	Materials for hard surface flooring, repair and replacement	Shelter - Fixed
336	320623	.	.	.	Materials for hard surface flooring	Shelter - Fixed
337	320624	.	.	.	Flooring installation, repair, replacement (new UC Q20132)	Shelter - Fixed
338	320625	3	0.00	$5.99	Flooring installation, repair, replacement (new UC Q20132)	Shelter - Fixed
339	320626	.	.	.	Flooring installation, repair, replacement (new UC Q20132)	Shelter - Fixed
340	320631	.	.	.	Material for landscape maintenance	Shelter - Fixed
341	320632	.	.	.	Materials for landscaping maintenance	Shelter - Fixed
342	320633	.	.	.	Materials for landscaping maintenance	Shelter - Fixed
343	340911	4	0.01	$3.47	Management and upkeep services for security	Shelter - Fixed
344	340912	.	.	.	Management and upkeep services for security	Shelter - Fixed
345	350110	59	0.09	$23.41	Tenant's insurance	Shelter - Fixed
346	790690	.	.	.	Construction materials for jobs not started	Shelter - Fixed
347	880110	16	0.03	$17.50	Interest paid, home equity line of credit	Shelter - Fixed
348	880310	.	.	.	Interest paid, home equity line of credit	Shelter - Fixed
349	990920	.	.	.	Materials for additions, finishing basements, remodeling rooms remodeling rooms	Shelter - Fixed
350	990930	.	.	.	Materials to finish basement, remodel rooms or build patios, walks, etc. (maint., repair and repl. - owned properties)	Shelter - Fixed
351	990940	.	.	.	Material for finishing basements and remodeling rooms	Shelter - Fixed
352	270105	.	.	.	Voice over IP service	Shelter - Utilities
353	270106	499	0.80	$165.33	Residential telephone including VOIP (new UCC Q20132)	Shelter - Utilities
354	270411	158	0.25	$26.83	Trash/garb. coll. (renter)	Shelter - Utilities
355	270412	274	0.44	$68.29	Trash/garb. coll. (owned home)	Shelter - Utilities
356	270413	.	.	.	Trash/garb. coll. (owned vacation)	Shelter - Utilities

Table A-6(l). In-sample 2013-15 CEX Interview expenditures by single parent with one child age 6-15 families

Personal consumption grouping=NONE

Obs	UCC code	Total # of quarterly expenditures	Average # of quarterly expenditures per household	Average annual expenditures per household	Name of expenditure	CEX expenditure grouping
357	270414	.	.	.	Trash/garb. coll. (rented vacation)	Shelter - Utilities
Personal consumption grouping		**10,611**	**16.95**	**$14,258.22**		

Personal consumption grouping=PAYROLL

Obs	UCC code	Total # of quarterly expenditures	Average # of quarterly expenditures per household	Average annual expenditures per household	Name of expenditure	CEX expenditure grouping
358	800910	.	.	.	Deductions for government retirement	Payrolll Deductions
359	800920	.	.	.	Deductions for railroad retirement	Payrolll Deductions
360	800931	.	.	.	Deductions for private pensions	Payrolll Deductions
361	800932	.	.	.	Non-payroll deposit to retirement plans	Payrolll Deductions
362	800940	.	.	.	Deductions for Social Security	Payrolll Deductions
Personal consumption grouping		**0**	**0.00**	**$0.00**		

Personal consumption grouping=UTIL

Obs	UCC code	Total # of quarterly expenditures	Average # of quarterly expenditures per household	Average annual expenditures per household	Name of expenditure	CEX expenditure grouping
363	250111	5	0.01	$11.93	Fuel oil (renter)	Shelter - Utilities
364	250112	27	0.04	$69.04	Fuel oil (owned home)	Shelter - Utilities
365	250113	.	.	.	Fuel oil (owned vacation)	Shelter - Utilities
366	250114	.	.	.	Fuel oil (rented vacation)	Shelter - Utilities
367	250211	1	0.00	$0.57	Gas, btld/tank (renter)	Shelter - Utilities
368	250212	12	0.02	$22.55	Gas, btld/tank (owned home)	Shelter - Utilities
369	250213	6	0.01	$1.09	Gas, btld/tank (owned vacation)	Shelter - Utilities
370	250214	.	.	.	Gas, btld/tank (rented vacation)	Shelter - Utilities
371	250911	3	0.00	$0.40	Coal, wood, other fuels (renter)	Shelter - Utilities
372	250912	5	0.01	$8.85	Coal, wood, other fuels (owned home)	Shelter - Utilities
373	250913	.	.	.	Coal, wood, other fuels (owned vacation)	Shelter - Utilities
374	250914	.	.	.	Coal, wood, other fuels (rented vacation)	Shelter - Utilities
375	260111	866	1.38	$559.57	Electricity (renter)	Shelter - Utilities
376	260112	678	1.08	$559.55	Electricity (owned home)	Shelter - Utilities
377	260113	.	.	.	Electricity (owned vacation)	Shelter - Utilities
378	260114	5	0.01	$2.20	Electricity (rented vacation)	Shelter - Utilities
379	260211	430	0.69	$161.02	Utility--natural gas (renter)	Shelter - Utilities
380	260212	332	0.53	$156.02	Utility--natural gas (owned home)	Shelter - Utilities
381	260213	.	.	.	Utility--natural gas (owned vacation)	Shelter - Utilities
382	260214	5	0.01	$0.77	Utility--natural gas (rented vacation)	Shelter - Utilities
383	270101	.	.	.	Residential telephone/pay phones	Shelter - Utilities
384	270211	295	0.47	$100.63	Water/sewer maint. (renter)	Shelter - Utilities
385	270212	482	0.77	$164.84	Water/sewer maint. (owned home)	Shelter - Utilities
386	270213	.	.	.	Water/sewer maint. (owned vacation)	Shelter - Utilities
387	270214	3	0.00	$0.35	Water/sewer maint. (rented vacation)	Shelter - Utilities

Table A-6(l). In-sample 2013-15 CEX Interview expenditures by single parent with one child age 6-15 families

Personal consumption grouping=UTIL

Obs	UCC code	Total # of quarterly expenditures	Average # of quarterly expenditures per household	Average annual expenditures per household	Name of expenditure	CEX expenditure grouping
388	270901	3	0.00	$0.65	Septic tank clean. (renter)	Shelter - Utilities
389	270902	4	0.01	$4.15	Septic tank clean. (owned home)	Shelter - Utilities
390	270903	.	.	.	Septic tank clean. (owned vacation)	Shelter - Utilities
391	270904	.	.	.	Septic tank clean. (rented vacation)	Shelter - Utilities
Personal consumption grouping		**3,162**	**5.05**	**$1,824.18**		

Personal consumption grouping=VEH_OPR

Obs	UCC code	Total # of quarterly expenditures	Average # of quarterly expenditures per household	Average annual expenditures per household	Name of expenditure	CEX expenditure grouping
392	520532	22	0.04	$3.83	Parking fees, out-of-town trips	Private transportation - Fixed
393	520542	40	0.06	$3.19	Tolls on out-of-town trips	Private transportation - Fixed
394	470111	1,604	2.56	$1,650.47	Gasoline	Private transportation - Variable
395	470112	22	0.04	$29.08	Diesel fuel	Private transportation - Variable
396	470113	130	0.21	$74.99	Gasoline on out-of-town trips	Private transportation - Variable
397	470211	84	0.13	$9.26	Motor oil	Private transportation - Variable
398	470212	130	0.21	$0.76	Motor oil on out-of-town trips	Private transportation - Variable
399	490312	221	0.35	$66.82	Lube, oil change, and oil filters	Private transportation - Variable
400	520541	157	0.25	$25.33	Tolls or electronic toll passes	Private transportation - Variable
Personal consumption grouping		**2,410**	**3.85**	**$1,863.75**		

Personal consumption grouping=VEH_OWN

Obs	UCC code	Total # of quarterly expenditures	Average # of quarterly expenditures per household	Average annual expenditures per household	Name of expenditure	CEX expenditure grouping
401	450110	2	0.00	$276.10	New cars	Private transportation - Fixed
402	450210	.	.	.	New trucks	Private transportation - Fixed
403	450220	.	.	.	New motorcycles	Private transportation - Fixed
404	450310	.	.	.	Car lease payments	Private transportation - Fixed
405	450313	.	.	.	Cash downpayment (car lease)	Private transportation - Fixed
406	450314	.	.	.	Termination fee (car lease)	Private transportation - Fixed
407	450350	78	0.12	$178.66	Car/truck lease payments (new UCC Q20132)	Private transportation - Fixed
408	450351	3	0.00	$0.29	Extra fees for car/truck lease (new UCC Q20132)	Private transportation - Fixed
409	450352	1	0.00	$6.39	Trade in allowance for car/truck lease (new UCC Q20132)	Private transportation - Fixed
410	450353	2	0.00	$35.14	Cash downpayment car/truck lease (new UCC Q20132	Private transportation - Fixed
411	450354	1	0.00	$3.19	Termination fee for car/truck lease (new UCC Q20132)	Private transportation - Fixed
412	450410	.	.	.	Truck lease payments	Private transportation - Fixed
413	450413	.	.	.	Cash downpayment (truck lease)	Private transportation - Fixed
414	450414	.	.	.	Termination fee (truck lease)	Private transportation - Fixed
415	450900	.	.	.	New aircraft	Private transportation - Fixed
416	460110	9	0.01	$395.59	Used cars	Private transportation - Fixed
417	460901	5	0.01	$563.58	Used trucks	Private transportation - Fixed
418	460902	1	0.00	$0.96	Used motorcycles	Private transportation - Fixed
419	460903	.	.	.	Used aircraft	Private transportation - Fixed

Table A-6(l). In-sample 2013-15 CEX Interview expenditures by single parent with one child age 6-15 families

Personal consumption grouping=VEH_OWN

Obs	UCC code	Total # of quarterly expenditures	Average # of quarterly expenditures per household	Average annual expenditures per household	Name of expenditure	CEX expenditure grouping
420	480213	64	0.10	$54.07	Parts, equipment, and accessories	Private transportation - Fixed
421	480214	.	.	.	Vehicle audio equipment	Private transportation - Fixed
422	480215	.	.	.	Vehicle video equipment	Private transportation - Fixed
423	490110	6	0.01	$21.95	Body work and painting	Private transportation - Fixed
424	490900	15	0.02	$69.20	Auto repair service policy	Private transportation - Fixed
425	510110	324	0.52	$102.43	Automobile finance charges	Private transportation - Fixed
426	510901	189	0.30	$72.39	Truck finance charges	Private transportation - Fixed
427	510902	18	0.03	$2.96	Motorcycle and plane finance charges	Private transportation - Fixed
428	520110	81	0.13	$51.63	Vehicle registration state/local	Private transportation - Fixed
429	520410	36	0.06	$6.19	Vehicle inspection	Private transportation - Fixed
430	520511	.	.	.	Auto rental	Private transportation - Fixed
431	520512	.	.	.	Auto rental, out-of-town trips	Private transportation - Fixed
432	520516	48	0.08	$29.57	Auto/truck rental (new UCC Q20132)	Private transportation - Fixed
433	520517	10	0.02	$13.59	Auto/truck rental, out-of-town trips (new UCC Q20132)	Private transportation - Fixed
434	520521	.	.	.	Truck rental	Private transportation - Fixed
435	520522	.	.	.	Truck rental, out-of-town trips	Private transportation - Fixed
436	520560	.	.	.	Global positioning services	Private transportation - Fixed
437	520902	.	.	.	Motorcycle rental	Private transportation - Fixed
438	520903	.	.	.	Aircraft rental	Private transportation - Fixed
439	520905	.	.	.	Motorcycle rental, out-of-town trips	Private transportation - Fixed
440	520906	.	.	.	Aircraft rental, out-of-town trips	Private transportation - Fixed
441	620113	.	.	.	Automobile service clubs	Private transportation - Fixed
442	620114	32	0.05	$14.56	Automobile service clubs and GPS services (new UCC Q20132) Q20132)	Private transportation - Fixed
443	850300	13	0.02	$0.98	Other vehicle finance charges	Private transportation - Fixed
444	470220	96	0.15	$4.15	Coolant, brake fluid, transmission fluid, and other additives	Private transportation - Variable
445	480110	35	0.06	$84.50	Tires - purchased, replaced, installed	Private transportation - Variable
446	490211	.	.	.	Clutch, transmission repair	Private transportation - Variable
447	490212	.	.	.	Drive shaft and rear-end repair	Private transportation - Variable
448	490221	.	.	.	Brake work, including adjustments	Private transportation - Variable
449	490231	.	.	.	Repair to steering or front-end	Private transportation - Variable
450	490232	.	.	.	Repair to engine cooling system	Private transportation - Variable
451	490300	33	0.05	$97.28	Vehicle or engine repairs (new UCC Q20132)	Private transportation - Variable
452	490311	19	0.03	$34.31	Motor tune-up	Private transportation - Variable
453	490313	17	0.03	$11.69	Front-end alignment, wheel balance and rotation	Private transportation - Variable
454	490314	6	0.01	$16.87	Shock absorber replacement	Private transportation - Variable
455	490318	53	0.08	$76.23	Repair tires and other repair work	Private transportation - Variable

Table A-6(l). In-sample 2013-15 CEX Interview expenditures by single parent with one child age 6-15 families

Personal consumption grouping=VEH_OWN

Obs	UCC code	Total # of quarterly expenditures	Average # of quarterly expenditures per household	Average annual expenditures per household	Name of expenditure	CEX expenditure grouping
456	490319	.	.	.	Vehicle air conditioning repair	Private transportation - Variable
457	490411	.	.	.	Exhaust system repair	Private transportation - Variable
458	490412	.	.	.	Electrical system repair	Private transportation - Variable
459	490413	.	.	.	Motor repair, replacement	Private transportation - Variable
460	520550	3	0.00	$0.93	Towing charges	Private transportation - Variable
Personal consumption grouping		**1,200**	**1.92**	**$2,225.36**		

Personal consumption grouping=WIFE

Obs	UCC code	Total # of quarterly expenditures	Average # of quarterly expenditures per household	Average annual expenditures per household	Name of expenditure	CEX expenditure grouping
461	380311	8	0.01	$4.01	Women's sportcoats, tailored jackets	Apparel - Clothing
462	380510	6	0.01	$7.84	Women's suits	Apparel - Clothing
463	380902	8	0.01	$4.40	Women's uniforms	Apparel - Clothing
464	380903	4	0.01	$0.75	Women's costumes	Apparel - Clothing
Personal consumption grouping		**26**	**0.04**	**$17.00**		
		25,693	**41.04**	**$25,744.15**		

Table A-7(D). In-sample 2013-15 CEX Diary expenditures by single earner households

Personal consumption grouping=NONE

Obs	UCC code	Total # of weekly expenditures	Average # of weekly expenditures per household	Average annual expenditures per household	Name of expenditure	CEX expenditure grouping
1	370120	.	.	.	Boys' sweaters (thru Q20124)	Apparel - Clothing
2	370125	.	.	.	Boy's shirts and sweaters (new UCC Q20131)	Apparel - Clothing
3	370130	.	.	.	Boys' shirts	Apparel - Clothing
4	370211	1	0.00	$0.10	Boys' underwear	Apparel - Clothing
5	370213	1	0.00	$0.07	Boys' hosiery	Apparel - Clothing
6	370220	1	0.00	$0.13	Boys' accessories	Apparel - Clothing
7	370901	.	.	.	Boys' uniforms and active sportswear	Apparel - Clothing
8	390110	.	.	.	Girls' coats and jackets	Apparel - Clothing
9	390120	.	.	.	Girls' dresses and suits	Apparel - Clothing
10	390210	2	0.00	$0.13	Girls' shirts, blouses, sweaters	Apparel - Clothing
11	390230	.	.	.	Girls' active sportswear	Apparel - Clothing
12	390310	1	0.00	$0.11	Girls' underwear and sleepwear	Apparel - Clothing
13	390321	2	0.00	$0.18	Girls' hosiery	Apparel - Clothing
14	390322	1	0.00	$0.09	Girls' accessories	Apparel - Clothing
15	410120	1	0.00	$0.05	Infant dresses, outerwear	Apparel - Clothing
16	410130	1	0.00	$0.12	Infant underwear	Apparel - Clothing
17	410140	.	.	.	Infant nightwear, loungewear	Apparel - Clothing
18	410901	.	.	.	Infant accessories	Apparel - Clothing
19	180620	38	0.01	$3.84	Baby food	Food
20	400210	2	0.00	$0.58	Boys' footwear	Footware
21	400220	.	.	.	Girls' footwear	Footware
22	280140	47	0.01	$2.51	Kitchen, dining room, other linens (new UCC Q20131)	Household furnishings
23	280900	.	.	.	Other linens (thru Q20124)	Household furnishings
24	290430	.	.	.	Outdoor furniture	Household furnishings
25	300900	3	0.00	$0.72	Miscellaneous household appliances	Household furnishings
26	320130	7	0.00	$1.11	Infants' equipment	Household furnishings
27	320140	172	0.04	$13.12	Laundry and cleaning equipment	Household furnishings
28	320150	32	0.01	$7.51	Outdoor equipment	Household furnishings
29	320220	.	.	.	Lamps and lighting fixtures	Household furnishings
30	320221	55	0.01	$21.34	Lamps, lighting fixtures, ceiling fans (new UCC Q20131) Q20131)	Household furnishings
31	320232	74	0.02	$59.40	Telephones and accessories	Household furnishings
32	320233	238	0.06	$53.30	Clocks and other household decorative items	Household furnishings
33	320310	.	.	.	Plastic dinnerware (thru Q20124)	Household furnishings
34	320320	.	.	.	China and other dinnerware	Household furnishings
35	320340	.	.	.	Glassware	Household furnishings
36	320345	101	0.02	$13.27	Dinnerware, glassware, serving pieces (new UCC Q20131) Q20131)	Household furnishings
37	320350	.	.	.	Silver serving pieces	Household furnishings
38	320360	.	.	.	Other serving pieces (thru Q20124)	Household furnishings
39	320370	56	0.01	$9.93	Nonelectric cookware	Household furnishings
40	320380	116	0.03	$13.68	Tableware, nonelectric kitchenware	Household furnishings
41	320410	56	0.01	$34.99	Lawn and garden equipment	Household furnishings
42	320420	50	0.01	$22.55	Power tools	Household furnishings

Table A-7(D). In-sample 2013-15 CEX Diary expenditures by single earner households

Personal consumption grouping=NONE

Obs	UCC code	Total # of weekly expenditures	Average # of weekly expenditures per household	Average annual expenditures per household	Name of expenditure	CEX expenditure grouping
43	320430	24	0.01	$8.13	Other hardware	Household furnishings
44	320522	.	.	.	Portable heating and cooling equipment	Household furnishings
45	320902	67	0.02	$12.53	Hand tools	Household furnishings
46	320905	187	0.04	$36.33	Miscellaneous household equipment and parts	Household furnishings
47	340520	103	0.02	$14.42	Household laundry and dry cleaning, sent out (nonclothing) not coin-operated	Household operations
48	340530	97	0.02	$7.42	Coin-operated household laundry and dry cleaning (nonclothing)	Household operations
49	340913	4	0.00	$1.70	Repair of miscellaneous household equipment and furnishings furnishings	Household operations
50	330510	1,003	0.24	$82.47	Miscellaneous household products	Household supplies
51	330610	229	0.05	$59.23	Lawn and garden supplies	Household supplies
Personal consumption grouping		**2,772**	**0.66**	**$481.03**		

Table A-7(D). In-sample 2013-15 CEX Diary expenditures by single earner households

Personal consumption grouping=SINGLE

Obs	UCC code	Total # of weekly expenditures	Average # of weekly expenditures per household	Average annual expenditures per household	Name of expenditure	CEX expenditure grouping
52	200111	843	0.20	$141.59	Beer and ale	Alcohol
53	200210	40	0.01	$15.41	Whiskey	Alcohol
54	200310	430	0.10	$120.36	Wine	Alcohol
55	200410	123	0.03	$26.51	Other alcoholic beverages	Alcohol
56	200511	130	0.03	$13.32	Beer and ale at fast food, take-out, delivery, concession stands, buffet and cafeteria	Alcohol
57	200512	765	0.18	$112.02	Beer and ale at full service restaurants	Alcohol
58	200513	11	0.00	$2.41	Beer and ale at vending machines and mobile vendors	Alcohol
59	200514	2	0.00	$0.26	Beer at employer	Alcohol
60	200515	.	.	.	Beer at board	Alcohol
61	200516	.	.	.	Beer and ale at catered affairs	Alcohol
62	200521	12	0.00	$1.71	Wine at fast food, take-out, delivery, concession stands, buffet and cafeteria	Alcohol
63	200522	205	0.05	$31.35	Wine at full service restaurants	Alcohol
64	200523	2	0.00	$0.47	Wine at vending machines and mobile vendors	Alcohol
65	200524	.	.	.	Wine at employer	Alcohol
66	200525	.	.	.	Wine at board	Alcohol
67	200526	.	.	.	Wine at catered affairs	Alcohol
68	200531	39	0.01	$4.50	Other alcoholic beverages at fast food, take-out, delivery, concession stands, buffet and cafeteria	Alcohol
69	200532	366	0.09	$69.57	Other alcoholic beverages at full service restaurants	Alcohol
70	200533	5	0.00	$0.55	Other alcoholic beverages at vending machines and mobile vendors	Alcohol
71	200534	.	.	.	Other alcohol at employer	Alcohol
72	200535	.	.	.	Other alcohol at board	Alcohol
73	200536	.	.	.	Other alcoholic beverages at catered affairs	Alcohol
74	360210	24	0.01	$13.33	Men's coats and jackets	Apparel - Clothing
75	360311	124	0.03	$24.95	Men's underwear	Apparel - Clothing
76	360312	89	0.02	$11.00	Men's hosiery	Apparel - Clothing
77	360330	127	0.03	$22.31	Men's accessories	Apparel - Clothing
78	360340	.	.	.	Men's sweaters and vests	Apparel - Clothing
79	360350	42	0.01	$10.98	Men's active sportswear	Apparel - Clothing
80	360410	.	.	.	Men's shirts	Apparel - Clothing
81	360420	180	0.04	$53.52	Men's shirts, sweaters, and vests (new UCC Q20131)	Apparel - Clothing
82	360513	131	0.03	$46.83	Men's pants and shorts	Apparel - Clothing
83	380110	42	0.01	$23.11	Women's coats and jackets	Apparel - Clothing
84	380210	86	0.02	$42.12	Women's dresses	Apparel - Clothing
85	380312	.	.	.	Women's vests and sweaters	Apparel - Clothing
86	380313	.	.	.	Women's shirts, tops, blouses	Apparel - Clothing
87	380315	394	0.09	$106.16	Women's sweaters, shirts, tops, vests (new UCC Q20131) Q20131)	Apparel - Clothing
88	380320	26	0.01	$7.93	Women's skirts	Apparel - Clothing
89	380333	176	0.04	$50.98	Women's pants and shorts	Apparel - Clothing
90	380340	60	0.01	$20.87	Women's active sportswear	Apparel - Clothing
91	380410	56	0.01	$16.48	Women's sleepwear	Apparel - Clothing
92	380420	99	0.02	$24.07	Women's undergarments	Apparel - Clothing
93	380430	109	0.03	$12.81	Women's hosiery	Apparel - Clothing

Table A-7(D). In-sample 2013-15 CEX Diary expenditures by single earner households

Personal consumption grouping=SINGLE

Obs	UCC code	Total # of weekly expenditures	Average # of weekly expenditures per household	Average annual expenditures per household	Name of expenditure	CEX expenditure grouping
94	380901	136	0.03	$36.03	Women's accessories	Apparel - Clothing
95	420110	.	.	.	Material for making clothes	Apparel - Other
96	420115	89	0.02	$12.36	Material and supplies for sewing, needlework, quilting (includes household items) (new UCC Q20131) quilting (includes household items) (new UCC	Apparel - Other
97	420120	.	.	.	Sewing patterns and notions	Apparel - Other
98	430110	22	0.01	$22.76	Watches	Apparel - Other
99	660000	282	0.07	$29.04	School supplies, etc. - unspecified	Education
100	310220	123	0.03	$23.05	Video cassettes, tapes, and discs	Entertainment - Equipment
101	310230	.	.	.	Video game hardware and software (thru Q20104)	Entertainment - Equipment
102	310231	.	.	.	Video game software (new UCC Q20111)	Entertainment - Equipment
103	310232	53	0.01	$37.24	Video game hardware and accessories (new UCC Q20111)	Entertainment - Equipment
104	310312	.	.	.	Phonographs	Entertainment - Equipment
105	310313	.	.	.	Tape recorders and players	Entertainment - Equipment
106	310315	2	0.00	$0.94	Digital media players and recorders	Entertainment - Equipment
107	310331	.	.	.	Miscellaneous sound equipment	Entertainment - Equipment
108	310332	28	0.01	$13.62	Sound equipment accessories	Entertainment - Equipment
109	310335	9	0.00	$2.58	Miscellaneous video equipment	Entertainment - Equipment
110	620121	137	0.03	$67.44	Fees for participant sports	Entertainment - Fees and admisssions
111	600210	48	0.01	$12.66	Athletic gear, game tables, and exercise equipment	Entertainment - Other
112	600410	15	0.00	$8.19	Camping equipment	Entertainment - Other
113	600420	57	0.01	$20.28	Hunting and fishing equipment	Entertainment - Other
114	600903	.	.	.	Global positioning system devices	Entertainment - Other
115	610110	206	0.05	$41.11	Toys, games, arts and crafts, and tricycles	Entertainment - Other
116	610220	1	0.00	$0.20	Other photographic supplies	Entertainment - Other
117	610901	4	0.00	$2.59	Fireworks	Entertainment - Other
118	610902	5	0.00	$0.98	Souvenirs	Entertainment - Other
119	610903	6	0.00	$0.37	Visual goods	Entertainment - Other
120	620320	.	.	.	Photographer fees	Entertainment - Other
121	620912	251	0.06	$19.26	Rental of video cassettes, tapes, films, and discs	Entertainment - Other
122	620913	7	0.00	$1.02	Pinball, electronic video games	Entertainment - Other
123	690120	42	0.01	$17.15	Computer accessories	Entertainment - Other
124	610310	1,011	0.24	$156.84	Pet food	Entertainment - Pets
125	620420	78	0.02	$129.67	Vet services	Entertainment - Pets
126	010110	93	0.02	$4.17	Flour	Food
127	010120	182	0.04	$6.57	Prepared flour mixes	Food
128	010210	1,100	0.26	$50.03	Ready-to-eat and cooked cereals	Food
129	010310	271	0.06	$13.12	Rice	Food
130	010320	622	0.15	$24.01	Pasta, cornmeal and other cereal products	Food
131	020110	1,084	0.26	$24.84	White bread	Food
132	020210	1,430	0.34	$36.88	Bread, other than white	Food
133	020310	760	0.18	$27.19	Biscuits and rolls	Food
134	020410	247	0.06	$13.44	Cakes and cupcakes	Food
135	020510	584	0.14	$26.27	Cookies	Food

Table A-7(D). In-sample 2013-15 CEX Diary expenditures by single earner households

Personal consumption grouping=SINGLE

Obs	UCC code	Total # of weekly expenditures	Average # of weekly expenditures per household	Average annual expenditures per household	Name of expenditure	CEX expenditure grouping
136	020610	540	0.13	$22.04	Crackers	Food
137	020620	104	0.02	$3.52	Bread and cracker products	Food
138	020710	259	0.06	$11.22	Sweetrolls, coffee cakes, doughnuts	Food
139	020810	290	0.07	$13.14	Frozen and refrigerated bakery products	Food
140	020820	144	0.03	$8.34	Pies, tarts, turnovers	Food
141	030110	526	0.12	$44.92	Ground beef	Food
142	030210	36	0.01	$4.05	Chuck roast	Food
143	030310	13	0.00	$1.45	Round roast	Food
144	030410	52	0.01	$5.96	Other roast	Food
145	030510	133	0.03	$7.39	Round steak	Food
146	030610	165	0.04	$11.87	Sirloin steak	Food
147	030710	229	0.05	$18.24	Other steak	Food
148	030810	94	0.02	$10.10	Other beef	Food
149	040110	308	0.07	$19.73	Bacon	Food
150	040210	151	0.04	$13.15	Pork chops	Food
151	040310	176	0.04	$12.96	Ham, not canned	Food
152	040410	183	0.04	$18.62	Other pork	Food
153	040510	282	0.07	$15.58	Sausage	Food
154	040610	11	0.00	$0.66	Canned ham	Food
155	050110	236	0.06	$11.77	Frankfurters	Food
156	050210	285	0.07	$13.39	Bologna, liverwurst, salami	Food
157	050310	684	0.16	$37.29	Other lunchmeats	Food
158	050410	26	0.01	$3.24	Lamb and organ meats	Food
159	050900	8	0.00	$3.05	Mutton, goat and game	Food
160	060110	432	0.10	$23.94	Fresh and frozen whole chicken	Food
161	060210	838	0.20	$56.89	Fresh and frozen chicken parts	Food
162	060310	266	0.06	$19.20	Other poultry	Food
163	070110	234	0.06	$11.66	Canned fish and seafood	Food
164	070230	309	0.07	$37.23	Fresh fish and shellfish	Food
165	070240	251	0.06	$27.05	Frozen fish and shellfish	Food
166	080110	1,032	0.24	$38.05	Eggs	Food
167	090110	1,833	0.43	$70.54	Fresh milk, all types	Food
168	090210	357	0.08	$12.43	Cream	Food
169	100110	307	0.07	$14.09	Butter	Food
170	100210	1,719	0.41	$83.51	Cheese	Food
171	100410	650	0.15	$33.76	Ice cream and related products	Food
172	100510	849	0.20	$37.85	Miscellaneous dairy products	Food
173	110110	614	0.15	$27.97	Apples	Food
174	110210	1,137	0.27	$25.87	Bananas	Food
175	110310	347	0.08	$16.72	Oranges	Food
176	110410	1,801	0.43	$69.91	Other fresh fruits	Food
177	110510	890	0.21	$26.75	Citrus fruits, excluding oranges	Food
178	120110	540	0.13	$20.67	Potatoes	Food

Table A-7(D). In-sample 2013-15 CEX Diary expenditures by single earner households

Personal consumption grouping=SINGLE

Obs	UCC code	Total # of weekly expenditures	Average # of weekly expenditures per household	Average annual expenditures per household	Name of expenditure	CEX expenditure grouping
179	120210	561	0.13	$20.16	Lettuce	Food
180	120310	668	0.16	$23.87	Tomatoes	Food
181	120410	3,160	0.75	$83.23	Other fresh vegetables	Food
182	130110	23	0.01	$1.14	Frozen orange juice	Food
183	130121	106	0.03	$5.74	Frozen fruits	Food
184	130122	24	0.01	$1.13	Frozen fruit juices	Food
185	130211	234	0.06	$10.98	Fresh fruit juice	Food
186	130212	896	0.21	$36.90	Canned and bottled fruit juice	Food
187	130310	239	0.06	$8.64	Canned fruits	Food
188	130320	99	0.02	$4.33	Dried fruit	Food
189	140110	547	0.13	$22.19	Frozen vegetables	Food
190	140210	427	0.10	$13.23	Canned beans	Food
191	140220	168	0.04	$6.18	Canned corn	Food
192	140230	390	0.09	$12.81	Canned miscellaneous vegetables	Food
193	140310	10	0.00	$0.60	Dried processed vegetables	Food
194	140320	2	0.00	$0.04	Dried peas	Food
195	140330	44	0.01	$2.29	Dried beans	Food
196	140340	144	0.03	$5.84	Dried miscellaneous vegetables	Food
197	140410	9	0.00	$0.16	Frozen vegetable juices	Food
198	140420	310	0.07	$11.98	Fresh and canned vegetable juices	Food
199	150110	1,209	0.29	$51.34	Candy and chewing gum	Food
200	150211	249	0.06	$10.49	Sugar	Food
201	150212	42	0.01	$2.38	Artificial sweeteners	Food
202	150310	342	0.08	$16.30	Jams, preserves, other sweets	Food
203	160110	67	0.02	$2.47	Margarine	Food
204	160211	311	0.07	$20.56	Fats and oils	Food
205	160212	407	0.10	$17.77	Salad dressings	Food
206	160310	237	0.06	$10.84	Nondairy cream and imitation milk	Food
207	160320	235	0.06	$12.97	Peanut butter	Food
208	170110	1,120	0.27	$42.11	Cola	Food
209	170210	1,220	0.29	$47.71	Other carbonated drinks	Food
210	170310	576	0.14	$35.11	Roasted coffee	Food
211	170410	463	0.11	$20.57	Instant and freeze dried coffee	Food
212	170510	268	0.06	$13.90	Noncarbonated fruit flavored drinks, including non-frozen lemonade non-frozen lemonade	Food
213	170520	491	0.12	$23.61	Tea	Food
214	170531	147	0.03	$8.10	Other noncarbonated beverages and ice	Food
215	170532	809	0.19	$40.87	Bottled water	Food
216	170533	219	0.05	$12.48	Sports drinks	Food
217	180110	665	0.16	$24.96	Canned and packaged soups	Food
218	180210	725	0.17	$46.25	Frozen meals	Food
219	180220	744	0.18	$51.81	Other frozen prepared foods	Food
220	180310	1,785	0.42	$75.80	Potato chips and other snacks	Food

Table A-7(D). In-sample 2013-15 CEX Diary expenditures by single earner households

Personal consumption grouping=SINGLE

Obs	UCC code	Total # of weekly expenditures	Average # of weekly expenditures per household	Average annual expenditures per household	Name of expenditure	CEX expenditure grouping
221	180320	465	0.11	$33.17	Nuts	Food
222	180410	739	0.17	$24.24	Salt, spices, other seasonings	Food
223	180420	234	0.06	$10.10	Olives, pickles, relishes	Food
224	180510	1,075	0.25	$36.76	Sauces and gravies	Food
225	180520	308	0.07	$13.94	Baking needs and miscellaneous products	Food
226	180611	655	0.16	$32.28	Prepared salads	Food
227	180612	186	0.04	$7.85	Prepared desserts	Food
228	180710	1,781	0.42	$107.60	Miscellaneous prepared foods	Food
229	180720	.	.	.	Vitamin supplements	Food
230	190111	4,435	1.05	$380.75	Lunch at fast food, take-out, delivery, concession stands, buffet and cafeteria (other than employer and school cafeteria)	Food
231	190112	1,474	0.35	$250.56	Lunch at full service restaurants	Food
232	190113	348	0.08	$17.36	Lunch at vending machines and mobile vendors	Food
233	190114	786	0.19	$49.01	Lunch at employer and school cafeterias	Food
234	190211	2,789	0.66	$348.17	Dinner at fast food, take-out, delivery, concession stands, buffet and cafeteria (other than employer and school cafeteria)	Food
235	190212	2,086	0.49	$618.39	Dinner at full service restaurants	Food
236	190213	55	0.01	$1.84	Dinner at vending machines and mobile vendors	Food
237	190214	122	0.03	$7.58	Dinner at employer and school cafeterias	Food
238	190311	2,283	0.54	$105.62	Snacks and nonalcoholic beverages at fast food, take-out, delivery, concession stands, buffet and cafeteria (other than employer and school cafeteria)	Food
239	190312	758	0.18	$54.09	Snacks and nonalcoholic beverages at full service restaurants	Food
240	190313	747	0.18	$16.98	Snacks and nonalcoholic beverages at vending machines and mobile vendors	Food
241	190314	281	0.07	$7.46	Snacks and nonalcoholic beverages at employer and school cafeterias	Food
242	190321	3,320	0.79	$169.05	Breakfast and brunch at fast food, take-out, delivery, concession stands, buffet and cafeteria (other than employer and school cafeteria)	Food
243	190322	757	0.18	$81.08	Breakfast and brunch at full service restaurants	Food
244	190323	189	0.04	$5.57	Breakfast and brunch at vending machines and mobile vendors	Food
245	190324	346	0.08	$15.80	Breakfast and brunch at employer and school cafeterias	Food
246	200112	2	0.00	$0.10	Nonalcoholic beer	Food
247	400110	129	0.03	$102.35	Men's footwear	Footware
248	400310	164	0.04	$80.65	Women's footwear	Footware
249	550210	584	0.14	$65.94	Nonprescription drugs	Health care
250	550310	332	0.08	$27.68	Topicals and dressings	Health care
251	550410	156	0.04	$45.48	Nonprescription vitamins	Health care
252	570902	.	.	.	Repair of medical equipment	Health care
253	640430	.	.	.	Adult diapers (new UCC Q20111)	Health care
254	280110	90	0.02	$13.03	Bathroom linens	Household furnishings
255	280120	92	0.02	$30.29	Bedroom linens	Household furnishings
256	280130	.	.	.	Kitchen and dining room linens	Household furnishings
257	320903	.	.	.	Indoor plants, fresh flowers	Household furnishings
258	320904	57	0.01	$7.58	Closet and storage items	Household furnishings
259	430130	19	0.00	$6.05	Luggage	Household furnishings
260	330110	584	0.14	$46.95	Soaps and detergents	Household supplies

Table A-7(D). In-sample 2013-15 CEX Diary expenditures by single earner households

Personal consumption grouping=SINGLE

Obs	UCC code	Total # of weekly expenditures	Average # of weekly expenditures per household	Average annual expenditures per household	Name of expenditure	CEX expenditure grouping
261	330210	702	0.17	$43.89	Other laundry cleaning products	Household supplies
262	330310	976	0.23	$69.69	Cleansing and toilet tissue, paper towels and napkins napkins	Household supplies
263	330410	513	0.12	$37.47	Stationery, stationery supplies, giftwrap	Household supplies
264	340110	205	0.05	$37.30	Postage	Household supplies
265	340120	11	0.00	$2.94	Delivery services	Household supplies
266	620925	3	0.00	$1.28	Miscellaneous fees	Miscellaneous
267	620926	252	0.06	$63.21	Lotteries and pari-mutuel losses	Miscellaneous
268	680903	58	0.01	$57.78	Miscellaneous personal services	Miscellaneous
269	640110	443	0.10	$52.27	Hair care products	Personal care products
270	640120	73	0.02	$6.32	Nonelectric articles for the hair	Personal care products
271	640210	388	0.09	$27.51	Oral hygiene products, articles	Personal care products
272	640220	130	0.03	$15.45	Shaving needs	Personal care products
273	640310	952	0.23	$119.71	Cosmetics, perfume, bath preparations	Personal care products
274	640410	288	0.07	$24.79	Deodorants, feminine hygiene, miscellaneous personal care care	Personal care products
275	640420	25	0.01	$12.06	Electric personal care appliances	Personal care products
276	650900	1	0.00	$0.02	Repair of personal care appliances	Personal care products
277	530412	146	0.03	$37.78	Taxi fares and limousine services	Private transportation - Variable
278	590110	62	0.01	$4.11	Newspapers (new UCC Q20151)	Reading
279	590210	22	0.01	$5.81	Magazines (new UCC Q20151)	Reading
280	590900	1	0.00	$0.25	Newsletters	Reading
281	630220	70	0.02	$13.39	Smoking accessories	Smoking
282	630900	8	0.00	$3.46	Marijuana	Smoking
Personal consumption grouping		**87,213**	**20.65**	**$7,192.79**		

Personal consumption grouping=VEH_OWN

Obs	UCC code	Total # of weekly expenditures	Average # of weekly expenditures per household	Average annual expenditures per household	Name of expenditure	CEX expenditure grouping
283	500110	347	0.08	$693.69	Vehicle insurance	Private transportation - Fixed
284	480212	56	0.01	$6.41	Vehicle products and cleaning services	Private transportation - Variable
285	490000	203	0.05	$74.55	Misc. auto repair, servicing	Private transportation - Variable
286	490316	8	0.00	$21.24	Gas tank repair, replacement	Private transportation - Variable
Personal consumption grouping		**614**	**0.15**	**$795.89**		
		90,599	**21.45**	**$8,469.72**		

Table A-7(I). In-sample 2013-15 CEX Interview expenditures by single earner households

Personal consumption grouping=NONE

Obs	UCC code	Total # of quarterly expenditures	Average # of quarterly expenditures per household	Average annual expenditures per household	Name of expenditure	CEX expenditure grouping
1	370110	.	.	.	Boys' coats and jackets	Apparel - Clothing
2	370120	.	.	.	Boys' sweaters	Apparel - Clothing
3	370212	.	.	.	Boys' nightwear	Apparel - Clothing
4	370311	.	.	.	Boys' suits, sportcoats, vests	Apparel - Clothing
5	370314	.	.	.	Boys' pants and shorts	Apparel - Clothing
6	370902	.	.	.	Boys' costumes	Apparel - Clothing
7	370903	.	.	.	Boys' uniforms	Apparel - Clothing
8	370904	.	.	.	Boys' active sportswear	Apparel - Clothing
9	390110	.	.	.	Girls' coats and jackets	Apparel - Clothing
10	390223	.	.	.	Girls' skirts, pants, and shorts	Apparel - Clothing
11	390901	.	.	.	Girls' uniforms	Apparel - Clothing
12	390902	.	.	.	Girls' costumes	Apparel - Clothing
13	410110	.	.	.	Infant coat, jacket, snowsuit	Apparel - Clothing
14	410120	.	.	.	Infant dresses, outerwear	Apparel - Clothing
15	410140	.	.	.	Infant nightwear, loungewear	Apparel - Clothing
16	660210	15	0.00	$0.47	School books, supplies, equipment for elementary, high school school	Education
17	660901	2	0.00	$0.08	School books, supplies, equipment for day care, nursery	Education
18	660902	29	0.00	$0.85	School books, supplies, equipment for other schools	Education
19	670210	8	0.00	$1.52	Elementary and high school tuition	Education
20	270310	14,198	1.52	$476.72	Cable and satellite television services	Entertainment - Equipment
21	310140	264	0.03	$66.30	Televisions	Entertainment - Equipment
22	310210	103	0.01	$3.38	VCR's and video disc players	Entertainment - Equipment
23	310311	.	.	.	Radios	Entertainment - Equipment
24	310334	20	0.00	$1.03	Satellite dishes	Entertainment - Equipment
25	340610	21	0.00	$1.01	Repair of tv, radio, and sound equipment	Entertainment - Equipment
26	340902	16	0.00	$0.45	Rental of televisions	Entertainment - Equipment
27	340905	19	0.00	$0.32	Rental of VCR, radio, and sound equipment	Entertainment - Equipment
28	690320	4	0.00	$0.24	Installation of televisions	Entertainment - Equipment
29	690330	3	0.00	$0.10	Installation of satellite television equipment	Entertainment - Equipment
30	690340	5	0.00	$0.21	Installation of sound systems	Entertainment - Equipment
31	690350	1	0.00	$0.10	Installation of other video equipment or sound systems	Entertainment - Equipment
32	230117	8	0.00	$0.13	Dishwashers (built-in), garbage disposals, range hoods, (renter) hoods, (renter)	Household furnishings
33	230118	53	0.01	$7.80	Dishwashers (built-in), garbage disposals, range hoods, (owned home) hoods, (owned home)	Household furnishings
34	230133	.	.	.	Wall-to-wall carpet (replacement) (owned home) (thru Q20111) Q20111)	Household furnishings
35	230134	.	.	.	Wall-to-wall carpet (renter) (thru Q20111)	Household furnishings
36	280210	165	0.02	$5.05	Curtains and draperies	Household furnishings
37	280220	138	0.01	$2.83	Slipcovers, decorative pillows	Household furnishings
38	280230	.	.	.	Sewing materials for slipcovers, curtains, other sewing materials for the home sewing materials for the home	Household furnishings
39	280900	.	.	.	Other linens	Household furnishings
40	290110	181	0.02	$57.56	Mattress and springs	Household furnishings
41	290120	225	0.02	$51.23	Other bedroom furniture	Household furnishings
42	290210	256	0.03	$80.32	Sofas	Household furnishings

Table A-7(I). In-sample 2013-15 CEX Interview expenditures by single earner households

Personal consumption grouping=NONE

Obs	UCC code	Total # of quarterly expenditures	Average # of quarterly expenditures per household	Average annual expenditures per household	Name of expenditure	CEX expenditure grouping
43	290310	139	0.01	$24.88	Living room chairs	Household furnishings
44	290320	143	0.02	$11.04	Living room tables	Household furnishings
45	290410	136	0.01	$24.40	Kitchen, dining room furniture	Household furnishings
46	290420	7	0.00	$1.63	Infants' furniture	Household furnishings
47	290430	117	0.01	$8.21	Outdoor furniture	Household furnishings
48	290440	265	0.03	$23.76	Wall units, cabinets and other occasional furniture	Household furnishings
49	300111	31	0.00	$4.64	Refrigerators, freezers (renter)	Household furnishings
50	300112	71	0.01	$25.77	Refrigerators, freezers (owned home)	Household furnishings
51	300211	.	.	.	Washing machines (renter)	Household furnishings
52	300212	.	.	.	Washing machines (owned home)	Household furnishings
53	300216	40	0.00	$7.02	Clothes washer or dryer (renter) (new UCC Q20132)	Household furnishings
54	300217	78	0.01	$22.59	Clothes washer or dryer (owned home) (new UCC Q20132 Q20132)	Household furnishings
55	300221	.	.	.	Clothes dryers (renter)	Household furnishings
56	300222	.	.	.	Clothes dryers (owned home)	Household furnishings
57	300311	12	0.00	$0.89	Cooking stoves, ovens (renter)	Household furnishings
58	300312	40	0.00	$13.49	Cooking stoves, ovens (owned home)	Household furnishings
59	300321	101	0.01	$2.92	Microwave ovens (renter)	Household furnishings
60	300322	51	0.01	$3.57	Microwave ovens (owned home)	Household furnishings
61	300331	2	0.00	$0.22	Portable dishwasher (renter)	Household furnishings
62	300332	.	.	.	Portable dishwasher (owned home)	Household furnishings
63	300411	20	0.00	$1.56	Window air conditioners (renter)	Household furnishings
64	300412	14	0.00	$1.55	Window air conditioners (owned home)	Household furnishings
65	320111	261	0.03	$11.25	Floor coverings, nonpermanent	Household furnishings
66	320120	91	0.01	$9.54	Window coverings	Household furnishings
67	320163	.	.	.	Wall-to-wall carpet (replacement)(renter) (thru 20111) Q20111)	Household furnishings
68	320330	108	0.01	$2.27	Flatware	Household furnishings
69	320360	.	.	.	Other serving pieces	Household furnishings
70	320511	198	0.02	$12.46	Electric floor cleaning equipment	Household furnishings
71	320512	13	0.00	$0.84	Sewing machines	Household furnishings
72	320521	724	0.08	$17.42	Small electric kitchen appliances	Household furnishings
73	320522	154	0.02	$5.65	Portable heating and cooling equipment	Household furnishings
74	320903	1,032	0.11	$17.82	Indoor plants, fresh flowers	Household furnishings
75	340904	30	0.00	$1.18	Rental of furniture	Household furnishings
76	690241	.	.	.	Smoke alarms (renter)	Household furnishings
77	690242	.	.	.	Smoke alarms (owned home)	Household furnishings
78	690243	.	.	.	Smoke alarms (owned vacation)	Household furnishings
79	690244	68	0.01	$2.40	Other household appliances (renter)	Household furnishings
80	690245	85	0.01	$5.64	Other household appliances (owned home)	Household furnishings
81	330511	265	0.03	$2.86	Termite/pest control products	Household operations
82	340210	42	0.00	$3.06	Babysitting and child care (new UCC Q20132)	Household operations
83	340211	.	.	.	Babysitting and child care in your own home	Household operations
84	340212	.	.	.	Babysitting and child care in someone else's home	Household operations
85	340410	1,749	0.19	$66.19	Gardening, lawn care service	Household operations

Table A-7(I). In-sample 2013-15 CEX Interview expenditures by single earner households

Personal consumption grouping=NONE

Obs	UCC code	Total # of quarterly expenditures	Average # of quarterly expenditures per household	Average annual expenditures per household	Name of expenditure	CEX expenditure grouping
86	340420	280	0.03	$4.24	Water softening service	Household operations
87	340620	102	0.01	$5.54	Appliance repair, including service center	Household operations
88	340630	34	0.00	$3.44	Reupholstering, furniture repair	Household operations
89	340901	86	0.01	$5.00	Repairs/rentals of lawn and garden equipment, hand or power tools, other household equipment	Household operations
90	340903	170	0.02	$9.72	Other home services	Household operations
91	340907	57	0.01	$0.71	Appliance rental	Household operations
92	340914	265	0.03	$11.44	Services for termite/pest control	Household operations
93	340915	733	0.08	$14.79	Home security system service fee	Household operations
94	670310	53	0.01	$13.56	Day care centers, nursery, and preschools	Household operations
95	990900	.	.	.	Rental and installation of dishwashers, range hoods, and garbage disposals	Household operations
96	800804	506	0.05	$68.29	Support for college students	Miscellaneous
97	800811	34	0.00	$4.82	Gift to non-CU members of stocks, bonds, and mutual funds	Miscellaneous
98	800821	3,059	0.33	$116.18	Cash contributions to charities and other organizations	Miscellaneous
99	800831	3,751	0.40	$269.76	Cash contributions to church, religious organizations	Miscellaneous
100	800841	229	0.02	$11.49	Cash contribution to educational institutions	Miscellaneous
101	800851	144	0.02	$5.56	Cash contribution to political organizations	Miscellaneous
102	800861	2,900	0.31	$264.81	Other cash gifts	Miscellaneous
103	530902	.	.	.	School bus	Public transportation - Fixed
104	210110	14,145	1.52	$4,507.98	Rent	Shelter - Fixed
105	210901	86	0.01	$30.89	Ground rent	Shelter - Fixed
106	210902	4	0.00	$1.52	Ground rent	Shelter - Fixed
107	220121	1,270	0.14	$192.08	Homeowners insurance	Shelter - Fixed
108	220122	29	0.00	$4.05	Homeowners insurance	Shelter - Fixed
109	220211	10,676	1.15	$981.85	Property taxes	Shelter - Fixed
110	220212	851	0.09	$62.80	Property taxes	Shelter - Fixed
111	220311	7,297	0.78	$1,808.46	Mortgage interest	Shelter - Fixed
112	220312	254	0.03	$62.47	Mortgage interest	Shelter - Fixed
113	220313	234	0.03	$24.23	Interest paid, home equity loan	Shelter - Fixed
114	220314	6	0.00	$0.57	Interest paid, home equity loan	Shelter - Fixed
115	230112	62	0.01	$68.62	Painting and papering	Shelter - Fixed
116	230113	305	0.03	$41.21	Plumbing and water heating	Shelter - Fixed
117	230114	515	0.06	$74.37	Heat, a/c, electrical work	Shelter - Fixed
118	230115	101	0.01	$65.53	Roofing and gutters	Shelter - Fixed
119	230121	.	.	.	Repair and replacement of hard surface flooring	Shelter - Fixed
120	230122	.	.	.	Repair and replacement of hard surface flooring	Shelter - Fixed
121	230123	.	.	.	Repair and replacement of hard surface flooring	Shelter - Fixed
122	230141	4	0.00	$0.07	Repair of built-in appliances	Shelter - Fixed
123	230142	12	0.00	$0.62	Repair of built-in appliances	Shelter - Fixed
124	230150	36	0.00	$4.07	Repair or maintenance services	Shelter - Fixed
125	230151	357	0.04	$100.36	Other repair and maintenance services	Shelter - Fixed
126	230152	55	0.01	$6.53	Repair and remodeling services	Shelter - Fixed

Table A-7(I). In-sample 2013-15 CEX Interview expenditures by single earner households

Personal consumption grouping=NONE

Obs	UCC code	Total # of quarterly expenditures	Average # of quarterly expenditures per household	Average annual expenditures per household	Name of expenditure	CEX expenditure grouping
127	230901	524	0.06	$57.90	Property management	Shelter - Fixed
128	230902	43	0.00	$5.00	Property management	Shelter - Fixed
129	240111	35	0.00	$1.51	Paint, wallpaper, and supplies	Shelter - Fixed
130	240112	225	0.02	$9.94	Paints, wallpaper and supplies	Shelter - Fixed
131	240113	3	0.00	$0.23	Paints, wallpaper, supplies	Shelter - Fixed
132	240121	35	0.00	$0.16	Tools and equipment for painting and wallpapering	Shelter - Fixed
133	240122	225	0.02	$1.07	Tools and equipment for painting and wallpapering	Shelter - Fixed
134	240123	3	0.00	$0.02	Tools and equipment for painting and wallpapering	Shelter - Fixed
135	240211	16	0.00	$1.32	Materials for plastering, panels, roofing, gutters, etc. etc.	Shelter - Fixed
136	240212	84	0.01	$7.99	Materials for plaster., panel., siding, windows, doors, screens, awnings	Shelter - Fixed
137	240213	21	0.00	$2.46	Materials and equipment for roof and gutters	Shelter - Fixed
138	240214	2	0.00	$5.87	Materials for plastering, paneling, roofing, gutters, downspouts, siding, windows, doors, screens, and awnings	Shelter - Fixed
139	240221	1	0.00	$0.00	Materials for patio, walk, fence, driveway, masonry, brick and stucco work brick and stucco work	Shelter - Fixed
140	240222	42	0.00	$2.86	Materials for patio, walk, fence, driveway, masonry, brick and stucco work	Shelter - Fixed
141	240223	.	.	.	Material for patio, walk, fence, drive, masonry, brick, stucco	Shelter - Fixed
142	240311	24	0.00	$1.31	Plumbing supplies and equipment	Shelter - Fixed
143	240312	84	0.01	$8.56	Plumbing supplies and equipment	Shelter - Fixed
144	240313	1	0.00	$0.06	Plumbing supplies and equipment	Shelter - Fixed
145	240321	3	0.00	$0.14	Electrical supplies, heating and cooling equipment	Shelter - Fixed
146	240322	51	0.01	$5.75	Electrical supplies, heating and cooling equipment	Shelter - Fixed
147	240323	.	.	.	Electrical supplies, heating and cooling equipment	Shelter - Fixed
148	320611	115	0.01	$3.18	Material for insulation, other maintenance and repair	Shelter - Fixed
149	320612	295	0.03	$14.10	Material for insulation, other maintenance and repair	Shelter - Fixed
150	320613	1	0.00	$0.09	Material for insulation, other maintenance and repair	Shelter - Fixed
151	320621	.	.	.	Material for hard surface flooring	Shelter - Fixed
152	320622	.	.	.	Materials for hard surface flooring, repair and replacement	Shelter - Fixed
153	320623	.	.	.	Materials for hard surface flooring	Shelter - Fixed
154	320624	7	0.00	$1.13	Flooring installation, repair, replacement (new UC Q20132)	Shelter - Fixed
155	320625	53	0.01	$41.56	Flooring installation, repair, replacement (new UC Q20132)	Shelter - Fixed
156	320626	3	0.00	$0.56	Flooring installation, repair, replacement (new UC Q20132)	Shelter - Fixed
157	320631	13	0.00	$0.47	Material for landscape maintenance	Shelter - Fixed
158	320632	.	.	.	Materials for landscaping maintenance	Shelter - Fixed
159	320633	.	.	.	Materials for landscaping maintenance	Shelter - Fixed
160	340911	97	0.01	$7.71	Management and upkeep services for security	Shelter - Fixed
161	340912	9	0.00	$0.82	Management and upkeep services for security	Shelter - Fixed
162	350110	789	0.08	$23.01	Tenant's insurance	Shelter - Fixed
163	790690	4	0.00	$0.05	Construction materials for jobs not started	Shelter - Fixed
164	880110	636	0.07	$40.14	Interest paid, home equity line of credit	Shelter - Fixed
165	880310	16	0.00	$2.87	Interest paid, home equity line of credit	Shelter - Fixed
166	990920	12	0.00	$5.57	Materials for additions, finishing basements, remodeling rooms remodeling rooms	Shelter - Fixed
167	990930	.	.	.	Materials to finish basement, remodel rooms or build patios, walks, etc. (maint., repair and repl. - owned properties)	Shelter - Fixed

Table A-7(I). In-sample 2013-15 CEX Interview expenditures by single earner households

Personal consumption grouping=NONE

Obs	UCC code	Total # of quarterly expenditures	Average # of quarterly expenditures per household	Average annual expenditures per household	Name of expenditure	CEX expenditure grouping
168	990940	.	.	.	Material for finishing basements and remodeling rooms	Shelter - Fixed
169	270105	.	.	.	Voice over IP service	Shelter - Utilities
170	270106	6,164	0.66	$142.60	Residential telephone including VOIP (new UCC Q20132)	Shelter - Utilities
171	270411	1,712	0.18	$14.53	Trash/garb. coll. (renter)	Shelter - Utilities
172	270412	3,521	0.38	$55.81	Trash/garb. coll. (owned home)	Shelter - Utilities
173	270413	42	0.00	$0.78	Trash/garb. coll. (owned vacation)	Shelter - Utilities
174	270414	27	0.00	$0.29	Trash/garb. coll. (rented vacation)	Shelter - Utilities
Personal consumption grouping		**85,461**	**9.17**	**$10,409.41**		

Personal consumption grouping=PAYROLL

Obs	UCC code	Total # of quarterly expenditures	Average # of quarterly expenditures per household	Average annual expenditures per household	Name of expenditure	CEX expenditure grouping
175	800910	.	.	.	Deductions for government retirement	Payrolll Deductions
176	800920	.	.	.	Deductions for railroad retirement	Payrolll Deductions
177	800931	.	.	.	Deductions for private pensions	Payrolll Deductions
178	800932	.	.	.	Non-payroll deposit to retirement plans	Payrolll Deductions
179	800940	.	.	.	Deductions for Social Security	Payrolll Deductions
Personal consumption grouping		**0**	**0.00**	**$0.00**		

Table A-7(I). In-sample 2013-15 CEX Interview expenditures by single earner households

Personal consumption grouping=SINGLE

Obs	UCC code	Total # of quarterly expenditures	Average # of quarterly expenditures per household	Average annual expenditures per household	Name of expenditure	CEX expenditure grouping
180	200900	1,995	0.21	$52.73	Alcoholic beverages purchased on trips	Alcohol
181	360110	114	0.01	$20.00	Men's suits	Apparel - Clothing
182	360120	88	0.01	$8.69	Men's sportcoats, tailored jackets	Apparel - Clothing
183	360320	35	0.00	$0.66	Men's nightwear	Apparel - Clothing
184	360901	80	0.01	$2.57	Men's uniforms	Apparel - Clothing
185	360902	39	0.00	$0.95	Men's costumes	Apparel - Clothing
186	380311	75	0.01	$3.41	Women's sportcoats, tailored jackets	Apparel - Clothing
187	380510	54	0.01	$6.04	Women's suits	Apparel - Clothing
188	380902	80	0.01	$4.29	Women's uniforms	Apparel - Clothing
189	380903	44	0.00	$1.06	Women's costumes	Apparel - Clothing
190	430120	407	0.04	$34.92	Jewelry	Apparel - Other
191	440110	125	0.01	$2.01	Shoe repair and other shoe service	Apparel - Other
192	440120	5,727	0.61	$44.95	Coin-operated apparel laundry and dry cleaning	Apparel - Other
193	440130	223	0.02	$5.12	Alteration, repair and tailoring of apparel and accessories accessories	Apparel - Other
194	440140	21	0.00	$1.42	Clothing rental	Apparel - Other
195	440150	107	0.01	$2.03	Watch and jewelry repair	Apparel - Other
196	440210	3,271	0.35	$40.75	Apparel laundry and dry cleaning not coin-operated	Apparel - Other
197	440900	7	0.00	$0.47	Clothing storage	Apparel - Other
198	660110	372	0.04	$30.24	School books, supplies, equipment for college	Education
199	660410	9	0.00	$0.52	School books, supplies, equipment for vocational and technical schools technical schools	Education
200	670110	408	0.04	$215.75	College tuition	Education
201	670410	12	0.00	$4.67	Vocational and technical school tuition	Education
202	670901	51	0.01	$5.73	Other schools tuition	Education
203	670902	219	0.02	$21.83	Other school expenses including rentals	Education
204	670903	50	0.01	$4.58	Test preparation, tutoring services	Education
205	690118	123	0.01	$16.04	Digital book readers (new UCC Q20112)	Education
206	270311	398	0.04	$8.67	Satellite radio service	Entertainment - Equipment
207	310220	.	.	.	Video cassettes, tapes, and discs	Entertainment - Equipment
208	310231	307	0.03	$8.43	Video game software	Entertainment - Equipment
209	310240	3,393	0.36	$16.13	Streaming, downloading video	Entertainment - Equipment
210	310314	34	0.00	$2.30	Personal digital audio players	Entertainment - Equipment
211	310316	121	0.01	$10.44	Stereos, radios, speakers, and sound components including those in vehicles (new UCC Q20132)	Entertainment - Equipment
212	310320	.	.	.	Sound components and component systems	Entertainment - Equipment
213	310340	802	0.09	$8.41	CDs, records, audio tapes	Entertainment - Equipment
214	310350	871	0.09	$4.36	Streaming, downloading audio	Entertainment - Equipment
215	310400	307	0.03	$1.97	Applications, games, ringtones for handheld devices (new UCC Q20112) (new UCC Q20112)	Entertainment - Equipment
216	610130	166	0.02	$12.87	Musical instruments and accessories	Entertainment - Equipment
217	610320	3,504	0.38	$95.88	Pet purchase, supplies, medicine	Entertainment - Equipment
218	620904	14	0.00	$0.48	Rental and repair of musical instruments	Entertainment - Equipment
219	620912	.	.	.	Rental of video cassettes, tapes, films, and discs	Entertainment - Equipment
220	620916	.	.	.	Rental of computer and video game hardware and software (thru Q20111)	Entertainment - Equipment

Table A-7(I). In-sample 2013-15 CEX Interview expenditures by single earner households

Personal consumption grouping=SINGLE

Obs	UCC code	Total # of quarterly expenditures	Average # of quarterly expenditures per household	Average annual expenditures per household	Name of expenditure	CEX expenditure grouping
221	620917	.	.	.	Rental of video hardware/accessories (new UCC Q20112)	Entertainment - Equipment
222	620918	61	0.01	$0.48	Rental of video game software (new UCC Q20112)	Entertainment - Equipment
223	620930	201	0.02	$2.32	Online gaming services	Entertainment - Equipment
224	610900	683	0.07	$13.96	Recreation expenses, out-of-town trips	Entertainment - Fees and admisssions
225	620111	4,717	0.51	$119.38	Social, recreation, health club membership	Entertainment - Fees and admisssions
226	620122	255	0.03	$9.85	Participant sports, out-of-town trips	Entertainment - Fees and admisssions
227	620211	.	.	.	Movie, theater, amusement parks, and other	Entertainment - Fees and admisssions
228	620212	682	0.07	$23.43	Movie, other admissions, out-of-town trips	Entertainment - Fees and admisssions
229	620213	797	0.09	$36.36	Play, theater, opera, concert (new UCC Q20132)	Entertainment - Fees and admisssions
230	620214	2,651	0.28	$36.82	Movies, parks, museums (new UCC Q20132)	Entertainment - Fees and admisssions
231	620221	590	0.06	$41.93	Admission to sporting events	Entertainment - Fees and admisssions
232	620222	682	0.07	$7.80	Admission to sports events, out-of-town trips	Entertainment - Fees and admisssions
233	620310	415	0.04	$29.40	Fees for recreational lessons	Entertainment - Fees and admisssions
234	620903	683	0.07	$13.96	Other entertainment services, out-of-town trips	Entertainment - Fees and admisssions
235	520901	36	0.00	$4.18	Docking and landing fees	Entertainment - Other
236	520904	7	0.00	$0.08	Rental noncamper trailer	Entertainment - Other
237	520907	11	0.00	$0.45	Boat and trailer rental out-of-town trips	Entertainment - Other
238	600110	.	.	.	Outboard motors	Entertainment - Other
239	600121	4	0.00	$2.37	Boat without motor and boat trailers	Entertainment - Other
240	600122	3	0.00	$10.83	Trailer and other attachable campers	Entertainment - Other
241	600132	3	0.00	$24.21	Purchase of boat with motor	Entertainment - Other
242	600141	1	0.00	$1.07	Purchase of motorized camper	Entertainment - Other
243	600142	6	0.00	$13.94	Purchase of other vehicle	Entertainment - Other
244	600310	146	0.02	$12.29	Bicycles	Entertainment - Other
245	600430	32	0.00	$2.69	Winter sports equipment	Entertainment - Other
246	600901	34	0.00	$4.14	Water sports equipment	Entertainment - Other
247	600902	99	0.01	$9.54	Other sports equipment	Entertainment - Other
248	610120	10	0.00	$1.03	Playground equipment	Entertainment - Other
249	610140	33	0.00	$0.78	Stamp and coin collecting	Entertainment - Other
250	610210	32	0.00	$0.50	Film	Entertainment - Other
251	610230	81	0.01	$11.04	Photographic equipment	Entertainment - Other
252	620320	36	0.00	$4.91	Photographer fees	Entertainment - Other
253	620330	155	0.02	$3.04	Photo processing	Entertainment - Other
254	620905	1	0.00	$0.02	Repair and rental of photographic equipment	Entertainment - Other
255	620906	39	0.00	$0.62	Rental of boat	Entertainment - Other
256	620908	65	0.01	$1.56	Rental and repair of miscellaneous sports equipment	Entertainment - Other
257	620909	1	0.00	$0.09	Rental of campers on out-of-town trips	Entertainment - Other
258	620919	70	0.01	$6.91	Rental of other vehicles on out-of-town trips	Entertainment - Other

Table A-7(I). In-sample 2013-15 CEX Interview expenditures by single earner households

Personal consumption grouping=SINGLE

Obs	UCC code	Total # of quarterly expenditures	Average # of quarterly expenditures per household	Average annual expenditures per household	Name of expenditure	CEX expenditure grouping
259	620921	.	.	.	Rental of motorized camper	Entertainment - Other
260	620922	29	0.00	$0.58	Rental of other RV"s	Entertainment - Other
261	680310	36	0.00	$1.39	Live entertainment for catered affairs	Entertainment - Other
262	680320	16	0.00	$0.95	Rental of party supplies for catered affairs	Entertainment - Other
263	620410	805	0.09	$46.43	Pet services	Entertainment - Pets
264	190901	25	0.00	$4.93	Food or board at school	Food
265	190902	36	0.00	$10.67	Catered affairs	Food
266	190903	3,071	0.33	$169.37	Food on out-of-town trips	Food
267	190904	1,059	0.11	$25.38	Food prepared by consumer unit on out-of-town trips	Food
268	790430	6	0.00	$0.02	School lunches	Food
269	540000	5,072	0.54	$116.86	Prescription drugs	Health care
270	550110	470	0.05	$42.28	Eyeglasses and contact lenses	Health care
271	550320	57	0.01	$1.94	Medical equipment for general use	Health care
272	550330	40	0.00	$1.11	Supportive and convalescent medical equipment	Health care
273	550340	10	0.00	$4.17	Hearing aids	Health care
274	560110	2,122	0.23	$93.17	Physician's services	Health care
275	560210	1,035	0.11	$128.75	Dental services	Health care
276	560310	484	0.05	$21.35	Eyecare services	Health care
277	560330	484	0.05	$28.21	Lab tests, x-rays	Health care
278	560400	756	0.08	$40.26	Service by professionals other than physician	Health care
279	570111	308	0.03	$44.63	Hospital room and services	Health care
280	570220	.	.	.	Care in convalescent or nursing home	Health care
281	570230	100	0.01	$10.04	Other medical care services	Health care
282	570240	.	.	.	Medical care in retirement community	Health care
283	570901	9	0.00	$0.23	Rental of medical equipment	Health care
284	570903	1	0.00	$0.01	Rental of supportive, convalescent medical equipment	Health care
285	580111	.	.	.	Traditional fee for service health plan (not BCBS)	Health care
286	580112	.	.	.	Traditional fee for service health plan (BCBS)	Health care
287	580113	.	.	.	Preferred provider health plan (not BCBS)	Health care
288	580114	.	.	.	Preferred provider health plan (BCBS)	Health care
289	580115	3,961	0.43	$268.39	Fee for service health plan (not BCBS) (new UCC Q20132)	Health care
290	580116	3,758	0.40	$321.43	Fee for service health plan (BCBS) (new UCC Q20132)	Health care
291	580311	4,012	0.43	$303.09	Health maintenance organization (not BCBS)	Health care
292	580312	2,508	0.27	$209.50	Health maintenance organization (BCBS)	Health care
293	580400	203	0.02	$26.87	Long term care insurance	Health care
294	580901	279	0.03	$12.56	Medicare payments	Health care
295	580903	45	0.00	$1.64	Commercial medicare supplement (not BCBS)	Health care
296	580904	7	0.00	$0.45	Commercial medicare supplement (BCBS)	Health care
297	580905	3,122	0.33	$46.15	Other health insurance (not BCBS)	Health care
298	580906	464	0.05	$14.99	Other health insurance (BCBS)	Health care
299	580907	60	0.01	$1.58	Medicare prescription drug premium	Health care
300	320310	.	.	.	Plastic dinnerware	Household furnishings
301	320901	73	0.01	$5.29	Office furniture for home use	Household furnishings

Table A-7(I). In-sample 2013-15 CEX Interview expenditures by single earner households

Personal consumption grouping=SINGLE

Obs	UCC code	Total # of quarterly expenditures	Average # of quarterly expenditures per household	Average annual expenditures per household	Name of expenditure	CEX expenditure grouping
302	690111	442	0.05	$94.41	Computers and computer hardware for nonbusiness use	Household furnishings
303	690112	.	.	.	Computer software and accessories for nonbusiness use (thru Q20111) (thru Q20111)	Household furnishings
304	690115	.	.	.	Personal digital assistants	Household furnishings
305	690116	255	0.03	$5.04	Internet services away from home	Household furnishings
306	690117	233	0.03	$4.07	Portable memory	Household furnishings
307	690119	145	0.02	$6.74	Computer software (new UCC Q20112)	Household furnishings
308	690120	.	.	.	Computer accessories (new UCC Q20112)	Household furnishings
309	690210	.	.	.	Telephone answering devices	Household furnishings
310	690230	50	0.01	$2.27	Business equipment for home use	Household furnishings
311	340310	765	0.08	$45.16	Housekeeping services	Household operations
312	340510	413	0.04	$33.32	Moving, storage, freight	Household operations
313	340520	.	.	.	Household laundry and dry cleaning, sent out (nonclothing) not coin-operated	Household operations
314	340530	.	.	.	Coin-operated household laundry and dry cleaning (nonclothing)	Household operations
315	340906	5	0.00	$0.92	Care for elderly, invalids, handicapped, etc.	Household operations
316	340908	12	0.00	$0.17	Rental of office equipment for nonbusiness use	Household operations
317	340910	1	0.00	$0.01	Adult day care centers	Household operations
318	690113	67	0.01	$3.41	Repair of computer systems for nonbusiness use	Household operations
319	690114	16,453	1.77	$290.67	Computer information services	Household operations
320	690310	5	0.00	$0.24	Installation of computer	Household operations
321	002120	171	0.02	$9.59	Other nonhealth insurance	Miscellaneous
322	005420	.	.	.	Finance, late, interest charges for credit cards (new UC Q20132)	Miscellaneous
323	005520	.	.	.	Finance, late, interest charges for student loans (new UCC Q20132)	Miscellaneous
324	005620	.	.	.	Finance, late, interest charges for other loans (new UCC Q20132)	Miscellaneous
325	620112	132	0.01	$4.10	Credit card memberships	Miscellaneous
326	620115	311	0.03	$7.88	Shopping club membership fees	Miscellaneous
327	680110	256	0.03	$91.79	Legal fees	Miscellaneous
328	680140	43	0.00	$25.69	Funeral expenses	Miscellaneous
329	680210	93	0.01	$1.56	Safe deposit box rental	Miscellaneous
330	680220	3,265	0.35	$26.99	Checking accounts, other bank service charges	Miscellaneous
331	680901	13	0.00	$2.20	Cemetery lots, vaults, maintenance fees	Miscellaneous
332	680902	416	0.04	$41.31	Accounting fees	Miscellaneous
333	680904	141	0.02	$2.76	Dating services	Miscellaneous
334	680905	47	0.01	$8.02	Vacation clubs	Miscellaneous
335	700110	1,624	0.17	$105.93	Life, endowment, annuity, other personal insurance	Miscellaneous
336	710110	.	.	.	Finance charges excluding mortgage and vehicle	Miscellaneous
337	790600	545	0.06	$15.66	Expenses for other properties	Miscellaneous
338	800111	203	0.02	$112.09	Alimony expenditures	Miscellaneous
339	800121	1,359	0.15	$473.59	Child support expenditures	Miscellaneous
340	880210	.	.	.	Interest paid, home equity line of credit (other property)	Miscellaneous
341	900002	1,198	0.13	$45.87	Occupational expenses	Miscellaneous
342	640130	94	0.01	$1.56	Wigs and hairpieces	Personal care products

Table A-7(I). In-sample 2013-15 CEX Interview expenditures by single earner households

Personal consumption grouping=SINGLE

Obs	UCC code	Total # of quarterly expenditures	Average # of quarterly expenditures per household	Average annual expenditures per household	Name of expenditure	CEX expenditure grouping
343	640430	43	0.00	$1.07	Adult diapers	Personal care products
344	650310	14,345	1.54	$196.42	Personal care services	Personal care services
345	520532	344	0.04	$5.44	Parking fees, out-of-town trips	Private transportation - Fixed
346	520542	457	0.05	$2.57	Tolls on out-of-town trips	Private transportation - Fixed
347	470111	21,922	2.35	$1,345.44	Gasoline	Private transportation - Variable
348	470112	386	0.04	$39.22	Diesel fuel	Private transportation - Variable
349	470113	2,053	0.22	$69.22	Gasoline on out-of-town trips	Private transportation - Variable
350	470211	1,629	0.17	$9.60	Motor oil	Private transportation - Variable
351	470212	2,053	0.22	$0.70	Motor oil on out-of-town trips	Private transportation - Variable
352	490312	2,968	0.32	$66.50	Lube, oil change, and oil filters	Private transportation - Variable
353	520310	396	0.04	$6.70	Drivers' license	Private transportation - Variable
354	520531	4,003	0.43	$44.03	Parking fees in home city, excluding residence	Private transportation - Variable
355	520541	3,170	0.34	$31.52	Tolls or electronic toll passes	Private transportation - Variable
356	530312	632	0.07	$9.29	Local trans. on out-of-town trips	Public transportation - Fixed
357	530411	632	0.07	$5.46	Taxi fares and limousine services on trips	Public transportation - Fixed
358	530110	1,256	0.13	$246.82	Airline fares	Public transportation - Variable
359	530210	400	0.04	$8.30	Intercity bus fares	Public transportation - Variable
360	530311	3,752	0.40	$85.87	Intracity mass transit fares	Public transportation - Variable
361	530510	401	0.04	$10.21	Intercity train fares	Public transportation - Variable
362	530901	74	0.01	$6.21	Ship fares	Public transportation - Variable
363	590220	156	0.02	$2.05	Books thru book clubs	Reading
364	590230	1,168	0.13	$19.90	Books not thru book clubs	Reading
365	590310	658	0.07	$9.36	Newspaper, magazine by subscription	Reading
366	590410	546	0.06	$3.48	Newspaper, magazine non-subscription	Reading
367	660310	11	0.00	$0.35	Encyclopedia and other sets of reference books	Reading
368	210210	1,391	0.15	$209.37	Lodging on out-of-town trips	Shelter - Fixed
369	210310	56	0.01	$14.45	Housing while attending school	Shelter - Fixed
370	220901	105	0.01	$6.67	Parking	Shelter - Fixed
371	220902	5	0.00	$0.13	Parking	Shelter - Fixed
372	270102	17,728	1.90	$607.63	Cellular phone service	Shelter - Utilities
373	270104	920	0.10	$8.38	Phone cards	Shelter - Utilities
374	630110	4,094	0.44	$226.15	Cigarettes	Smoking
375	630210	816	0.09	$20.41	Other tobacco products	Smoking
Personal consumption grouping		**188,825**	**20.26**	**$7,939.95**		

Table A-7(l). In-sample 2013-15 CEX Interview expenditures by single earner households

Personal consumption grouping=UTIL

Obs	UCC code	Total # of quarterly expenditures	Average # of quarterly expenditures per household	Average annual expenditures per household	Name of expenditure	CEX expenditure grouping
376	250111	35	0.00	$5.26	Fuel oil (renter)	Shelter - Utilities
377	250112	204	0.02	$29.58	Fuel oil (owned home)	Shelter - Utilities
378	250113	.	.	.	Fuel oil (owned vacation)	Shelter - Utilities
379	250114	2	0.00	$0.30	Fuel oil (rented vacation)	Shelter - Utilities
380	250211	46	0.00	$1.82	Gas, btld/tank (renter)	Shelter - Utilities
381	250212	173	0.02	$14.01	Gas, btld/tank (owned home)	Shelter - Utilities
382	250213	64	0.01	$1.62	Gas, btld/tank (owned vacation)	Shelter - Utilities
383	250214	3	0.00	$0.10	Gas, btld/tank (rented vacation)	Shelter - Utilities
384	250911	14	0.00	$0.89	Coal, wood, other fuels (renter)	Shelter - Utilities
385	250912	38	0.00	$2.13	Coal, wood, other fuels (owned home)	Shelter - Utilities
386	250913	1	0.00	$0.03	Coal, wood, other fuels (owned vacation)	Shelter - Utilities
387	250914	1	0.00	$0.32	Coal, wood, other fuels (rented vacation)	Shelter - Utilities
388	260111	10,854	1.16	$341.15	Electricity (renter)	Shelter - Utilities
389	260112	10,059	1.08	$449.07	Electricity (owned home)	Shelter - Utilities
390	260113	167	0.02	$6.02	Electricity (owned vacation)	Shelter - Utilities
391	260114	138	0.01	$5.90	Electricity (rented vacation)	Shelter - Utilities
392	260211	4,393	0.47	$69.50	Utility--natural gas (renter)	Shelter - Utilities
393	260212	5,926	0.64	$159.13	Utility--natural gas (owned home)	Shelter - Utilities
394	260213	54	0.01	$0.98	Utility--natural gas (owned vacation)	Shelter - Utilities
395	260214	49	0.01	$0.77	Utility--natural gas (rented vacation)	Shelter - Utilities
396	270101	.	.	.	Residential telephone/pay phones	Shelter - Utilities
397	270211	3,295	0.35	$56.07	Water/sewer maint. (renter)	Shelter - Utilities
398	270212	6,113	0.66	$141.16	Water/sewer maint. (owned home)	Shelter - Utilities
399	270213	49	0.01	$0.60	Water/sewer maint. (owned vacation)	Shelter - Utilities
400	270214	78	0.01	$1.57	Water/sewer maint. (rented vacation)	Shelter - Utilities
401	270901	4	0.00	$0.30	Septic tank clean. (renter)	Shelter - Utilities
402	270902	36	0.00	$2.22	Septic tank clean. (owned home)	Shelter - Utilities
403	270903	.	.	.	Septic tank clean. (owned vacation)	Shelter - Utilities
404	270904	.	.	.	Septic tank clean. (rented vacation)	Shelter - Utilities
Personal consumption grouping		**41,796**	**4.48**	**$1,290.51**		

Personal consumption grouping=VEH_OWN

Obs	UCC code	Total # of quarterly expenditures	Average # of quarterly expenditures per household	Average annual expenditures per household	Name of expenditure	CEX expenditure grouping
405	450110	26	0.00	$243.75	New cars	Private transportation - Fixed
406	450210	17	0.00	$187.56	New trucks	Private transportation - Fixed
407	450220	6	0.00	$29.32	New motorcycles	Private transportation - Fixed
408	450310	.	.	.	Car lease payments	Private transportation - Fixed
409	450313	.	.	.	Cash downpayment (car lease)	Private transportation - Fixed
410	450314	.	.	.	Termination fee (car lease)	Private transportation - Fixed
411	450350	848	0.09	$140.82	Car/truck lease payments (new UCC Q20132)	Private transportation - Fixed
412	450351	35	0.00	$0.23	Extra fees for car/truck lease (new UCC Q20132)	Private transportation - Fixed

Table A-7(I). In-sample 2013-15 CEX Interview expenditures by single earner households

Personal consumption grouping=VEH_OWN

Obs	UCC code	Total # of quarterly expenditures	Average # of quarterly expenditures per household	Average annual expenditures per household	Name of expenditure	CEX expenditure grouping
413	450352	4	0.00	$4.08	Trade in allowance for car/truck lease (new UCC Q20132)	Private transportation - Fixed
414	450353	12	0.00	$19.26	Cash downpayment car/truck lease (new UCC Q20132	Private transportation - Fixed
415	450354	1	0.00	$0.21	Termination fee for car/truck lease (new UCC Q20132)	Private transportation - Fixed
416	450410	.	.	.	Truck lease payments	Private transportation - Fixed
417	450413	.	.	.	Cash downpayment (truck lease)	Private transportation - Fixed
418	450414	.	.	.	Termination fee (truck lease)	Private transportation - Fixed
419	450900	.	.	.	New aircraft	Private transportation - Fixed
420	460110	87	0.01	$296.73	Used cars	Private transportation - Fixed
421	460901	67	0.01	$208.73	Used trucks	Private transportation - Fixed
422	460902	18	0.00	$26.87	Used motorcycles	Private transportation - Fixed
423	460903	.	.	.	Used aircraft	Private transportation - Fixed
424	480213	759	0.08	$40.79	Parts, equipment, and accessories	Private transportation - Fixed
425	480214	.	.	.	Vehicle audio equipment	Private transportation - Fixed
426	480215	.	.	.	Vehicle video equipment	Private transportation - Fixed
427	490110	79	0.01	$20.16	Body work and painting	Private transportation - Fixed
428	490900	129	0.01	$14.71	Auto repair service policy	Private transportation - Fixed
429	510110	3,492	0.37	$70.48	Automobile finance charges	Private transportation - Fixed
430	510901	2,256	0.24	$48.61	Truck finance charges	Private transportation - Fixed
431	510902	209	0.02	$3.64	Motorcycle and plane finance charges	Private transportation - Fixed
432	520110	1,385	0.15	$69.73	Vehicle registration state/local	Private transportation - Fixed
433	520410	401	0.04	$7.03	Vehicle inspection	Private transportation - Fixed
434	520511	.	.	.	Auto rental	Private transportation - Fixed
435	520512	.	.	.	Auto rental, out-of-town trips	Private transportation - Fixed
436	520516	844	0.09	$29.65	Auto/truck rental (new UCC Q20132)	Private transportation - Fixed
437	520517	121	0.01	$10.33	Auto/truck rental, out-of-town trips (new UCC Q20132)	Private transportation - Fixed
438	520521	.	.	.	Truck rental	Private transportation - Fixed
439	520522	.	.	.	Truck rental, out-of-town trips	Private transportation - Fixed
440	520560	.	.	.	Global positioning services	Private transportation - Fixed
441	520902	.	.	.	Motorcycle rental	Private transportation - Fixed
442	520903	.	.	.	Aircraft rental	Private transportation - Fixed
443	520905	.	.	.	Motorcycle rental, out-of-town trips	Private transportation - Fixed
444	520906	.	.	.	Aircraft rental, out-of-town trips	Private transportation - Fixed
445	620113	.	.	.	Automobile service clubs	Private transportation - Fixed
446	620114	415	0.04	$15.51	Automobile service clubs and GPS services (new UCC Q20132) Q20132)	Private transportation - Fixed
447	850300	67	0.01	$1.53	Other vehicle finance charges	Private transportation - Fixed
448	470220	1,978	0.21	$4.57	Coolant, brake fluid, transmission fluid, and other additives	Private transportation - Variable
449	480110	512	0.05	$87.92	Tires - purchased, replaced, installed	Private transportation - Variable
450	490211	.	.	.	Clutch, transmission repair	Private transportation - Variable
451	490212	.	.	.	Drive shaft and rear-end repair	Private transportation - Variable
452	490221	.	.	.	Brake work, including adjustments	Private transportation - Variable

Table A-7(I). In-sample 2013-15 CEX Interview expenditures by single earner households

Personal consumption grouping=VEH_OWN

Obs	UCC code	Total # of quarterly expenditures	Average # of quarterly expenditures per household	Average annual expenditures per household	Name of expenditure	CEX expenditure grouping
453	490231	.	.	.	Repair to steering or front-end	Private transportation - Variable
454	490232	.	.	.	Repair to engine cooling system	Private transportation - Variable
455	490300	639	0.07	$135.68	Vehicle or engine repairs (new UCC Q20132)	Private transportation - Variable
456	490311	261	0.03	$31.23	Motor tune-up	Private transportation - Variable
457	490313	262	0.03	$19.96	Front-end alignment, wheel balance and rotation	Private transportation - Variable
458	490314	38	0.00	$8.41	Shock absorber replacement	Private transportation - Variable
459	490318	758	0.08	$84.26	Repair tires and other repair work	Private transportation - Variable
460	490319	.	.	.	Vehicle air conditioning repair	Private transportation - Variable
461	490411	.	.	.	Exhaust system repair	Private transportation - Variable
462	490412	.	.	.	Electrical system repair	Private transportation - Variable
463	490413	.	.	.	Motor repair, replacement	Private transportation - Variable
464	520550	82	0.01	$4.39	Towing charges	Private transportation - Variable
Personal consumption grouping		**15,808**	**1.70**	**$1,866.18**		
		331,890	**35.61**	**$21,506.04**		

Table E-1. Consumption expenditures (2013-15$) in wage-earning husband and wife (under age 65) only households
Husband - Localized regression smoothing and non-linear smoothing of localized regression

The LOESS Procedure

Independent Variable Scaling	
Scaling applied: None	
Statistic	**Income_Before_Taxes**
Minimum Value	$16,724
Maximum Value	$314,120

Table E-1. Consumption expenditures (2013-15$) in wage-earning husband and wife (under age 65) only households
Husband - Localized regression smoothing and non-linear smoothing of localized regression

The LOESS Procedure
Dependent Variable: husband_consumption_percent

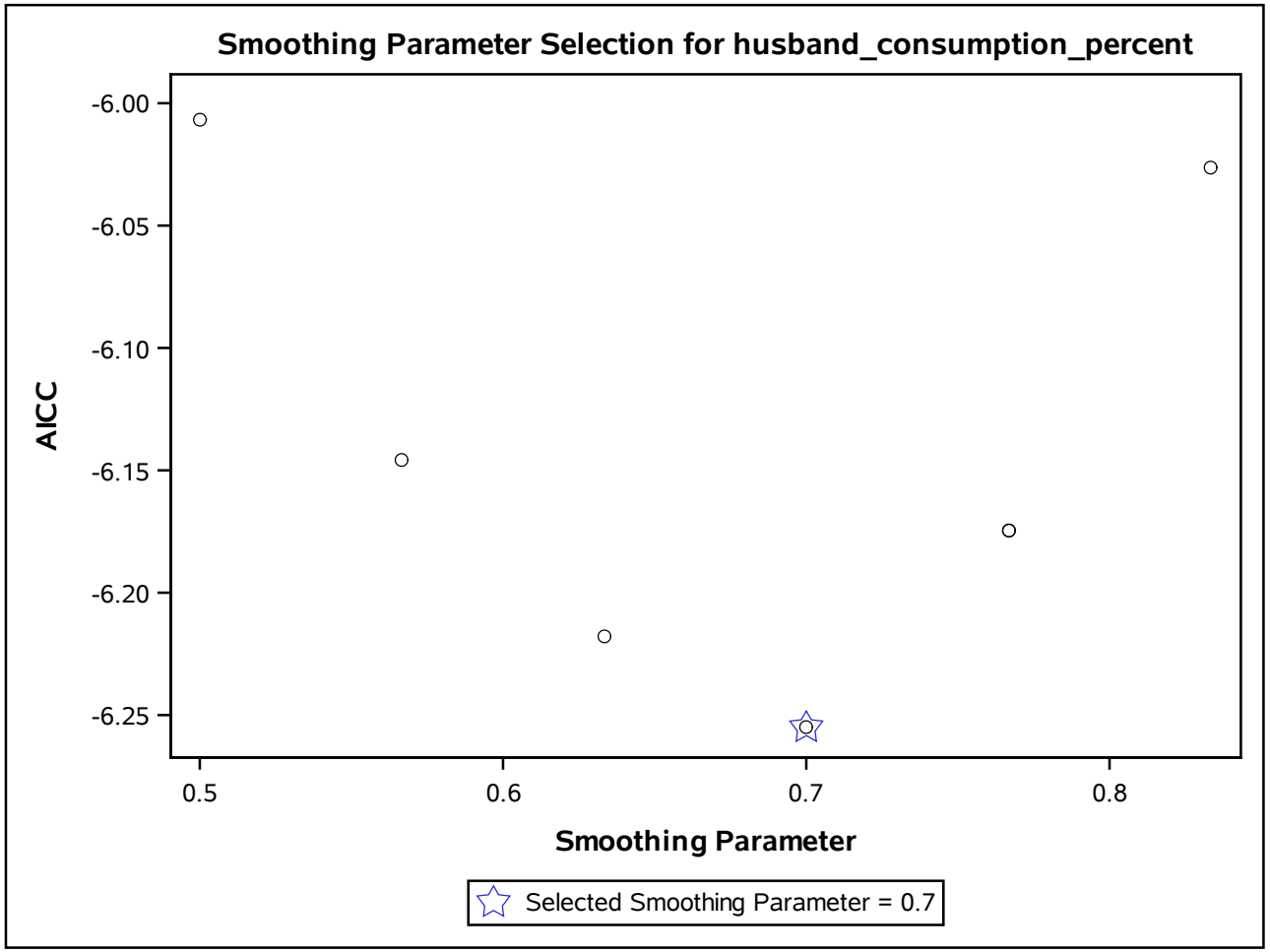

Optimal Smoothing Criterion	
AICC	Smoothing Parameter
-6.25504	0.70000

Table E-1. Consumption expenditures (2013-15$) in wage-earning husband and wife (under age 65) only households
Husband - Localized regression smoothing and non-linear smoothing of localized regression

The LOESS Procedure
Selected Smoothing Parameter: 0.7
Dependent Variable: husband_consumption_percent

Fit Summary	
Fit Method	kd Tree
Blending	Linear
Number of Observations	15
Number of Fitting Points	9
kd Tree Bucket Size	2
Degree of Local Polynomials	1
Smoothing Parameter	0.70000
Points in Local Neighborhood	10
Residual Sum of Squares	0.00334
Trace[L]	4.12272
GCV	0.00002825
AICC	-6.25504

Table E-1. Consumption expenditures (2013-15$) in wage-earning husband and wife (under age 65) only households
Husband - Localized regression smoothing and non-linear smoothing of localized regression

The LOESS Procedure
Selected Smoothing Parameter: 0.7
Dependent Variable: husband_consumption_percent

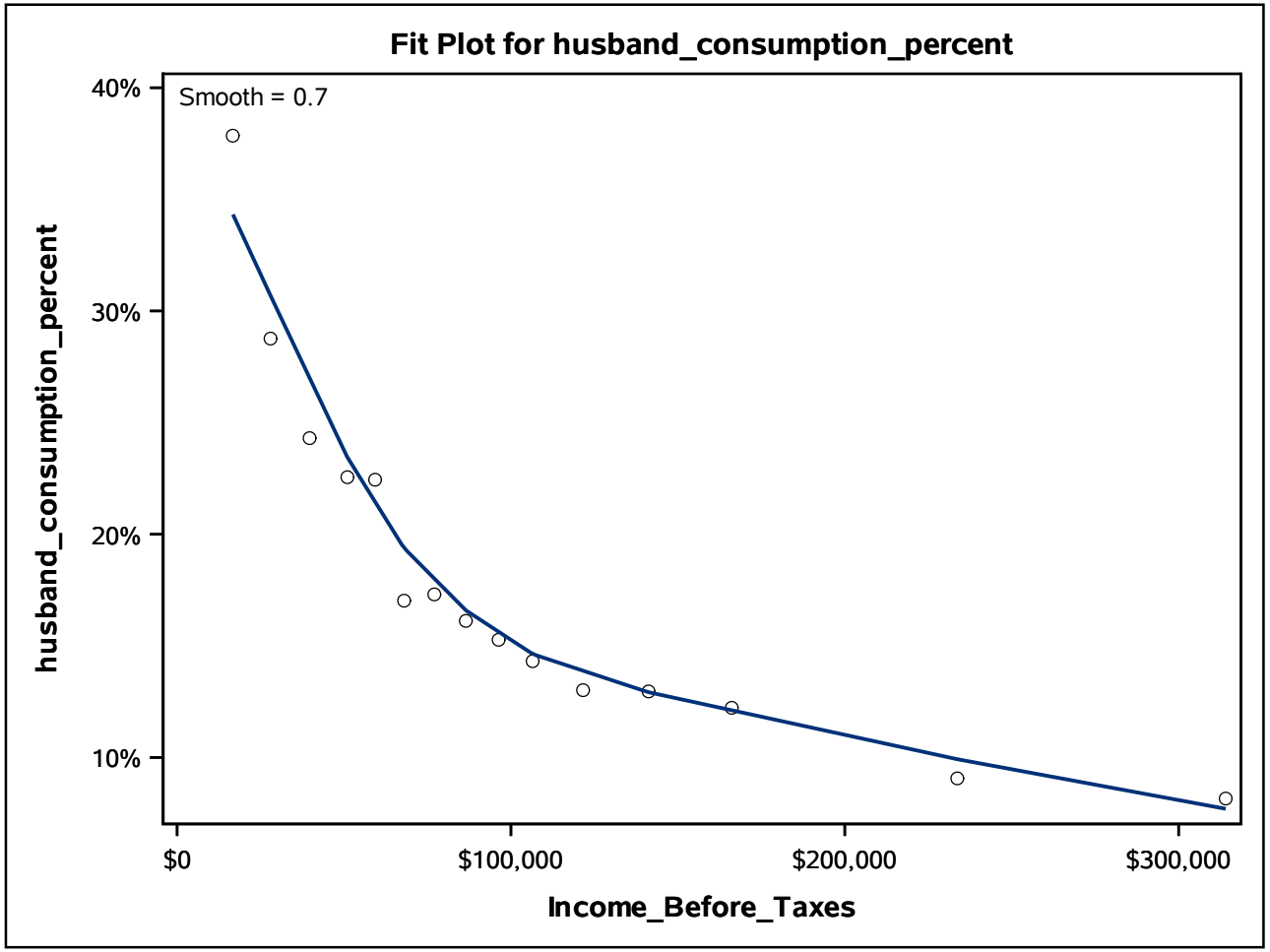

Table E-1. Consumption expenditures (2013-15$) in wage-earning husband and wife (under age 65) only households
Husband - Localized regression smoothing and non-linear smoothing of localized regression

The LOESS Procedure
Selected Smoothing Parameter: 0.7
Dependent Variable: husband_consumption_percent

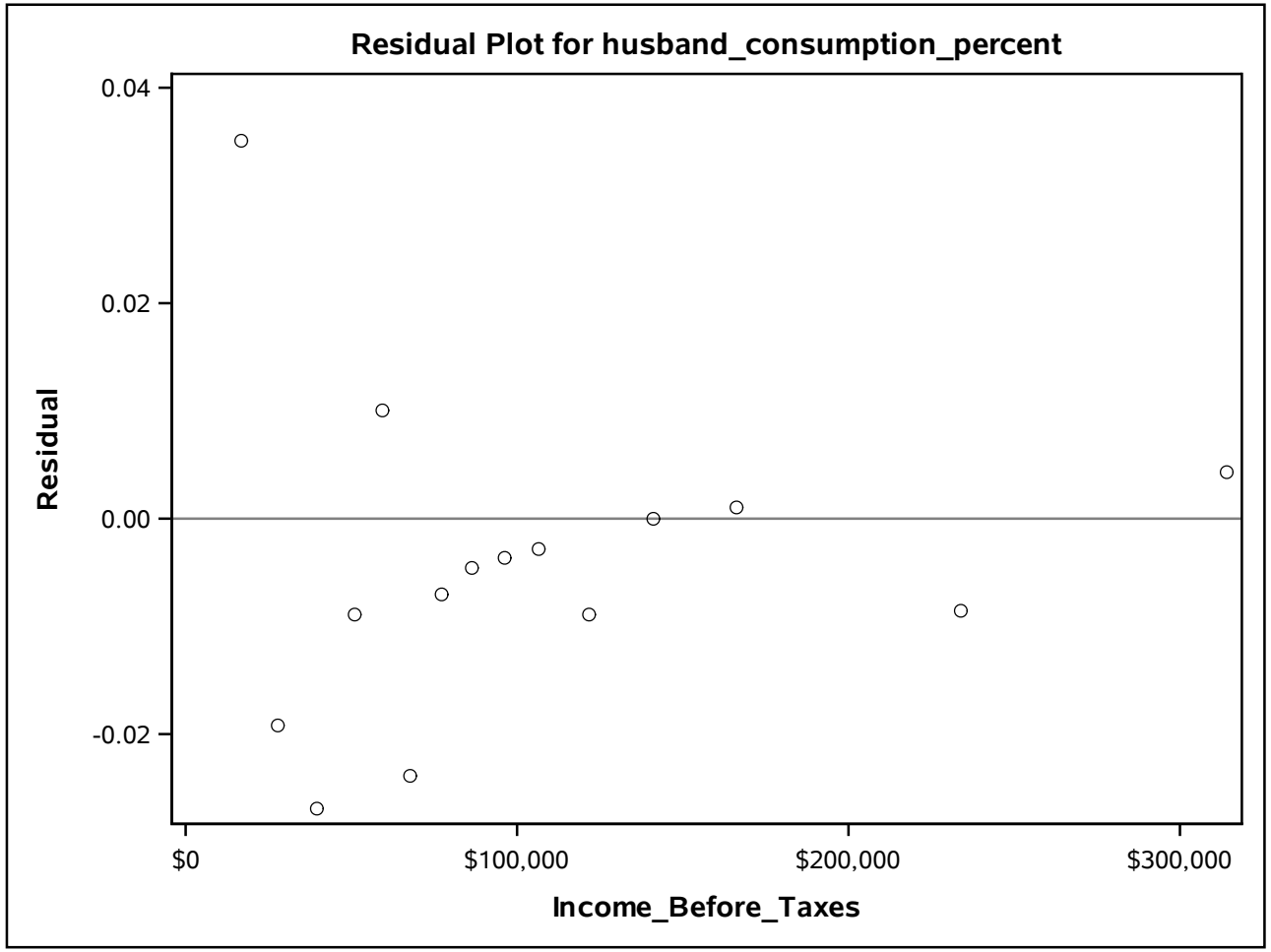

Table E-1. Consumption expenditures (2013-15$) in wage-earning husband and wife (under age 65) only households
Husband - Localized regression smoothing and non-linear smoothing of localized regression

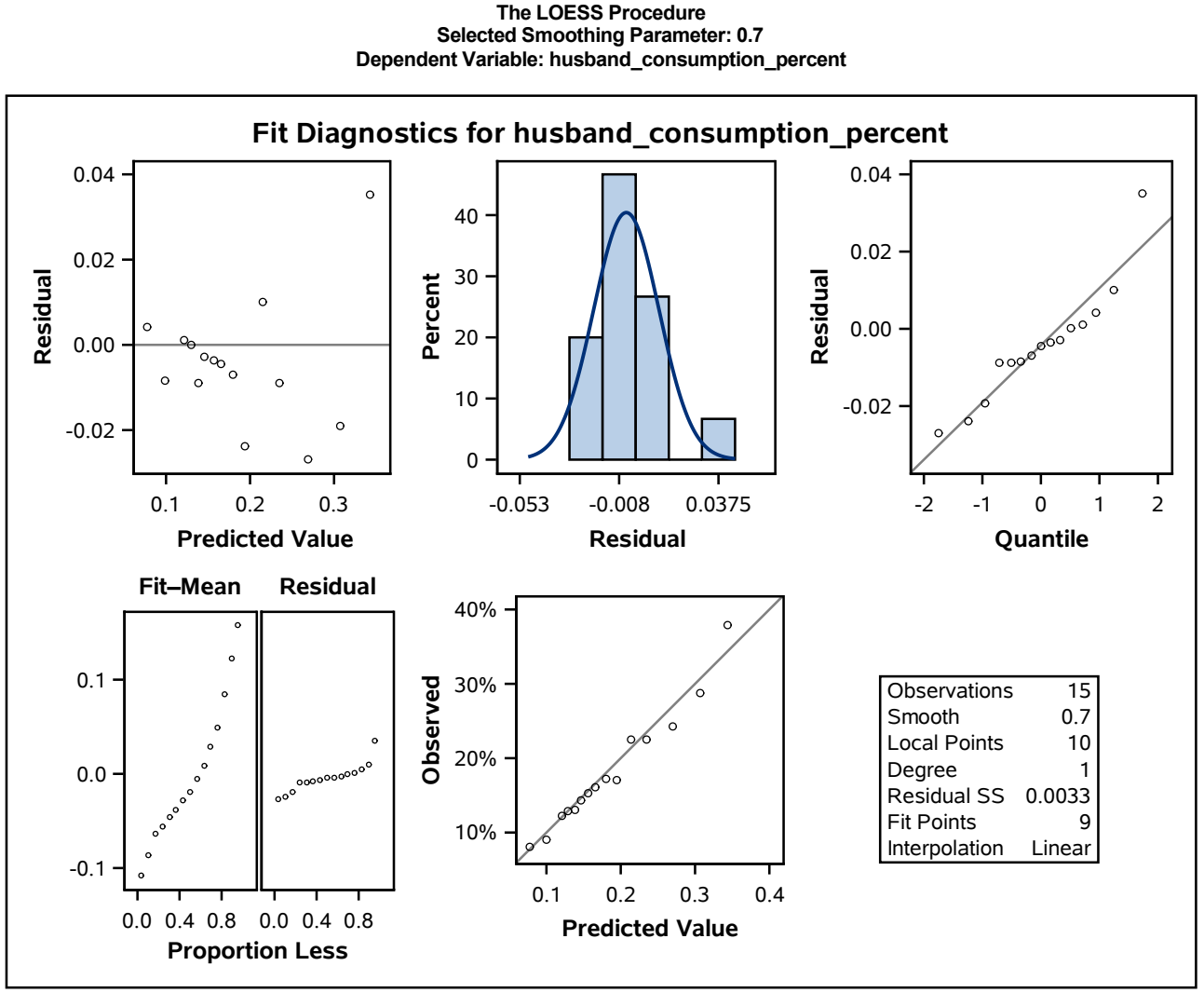

Table E-1. Consumption expenditures (2013-15$) in wage-earning husband and wife (under age 65) only households
Husband - Localized regression smoothing and non-linear smoothing of localized regression

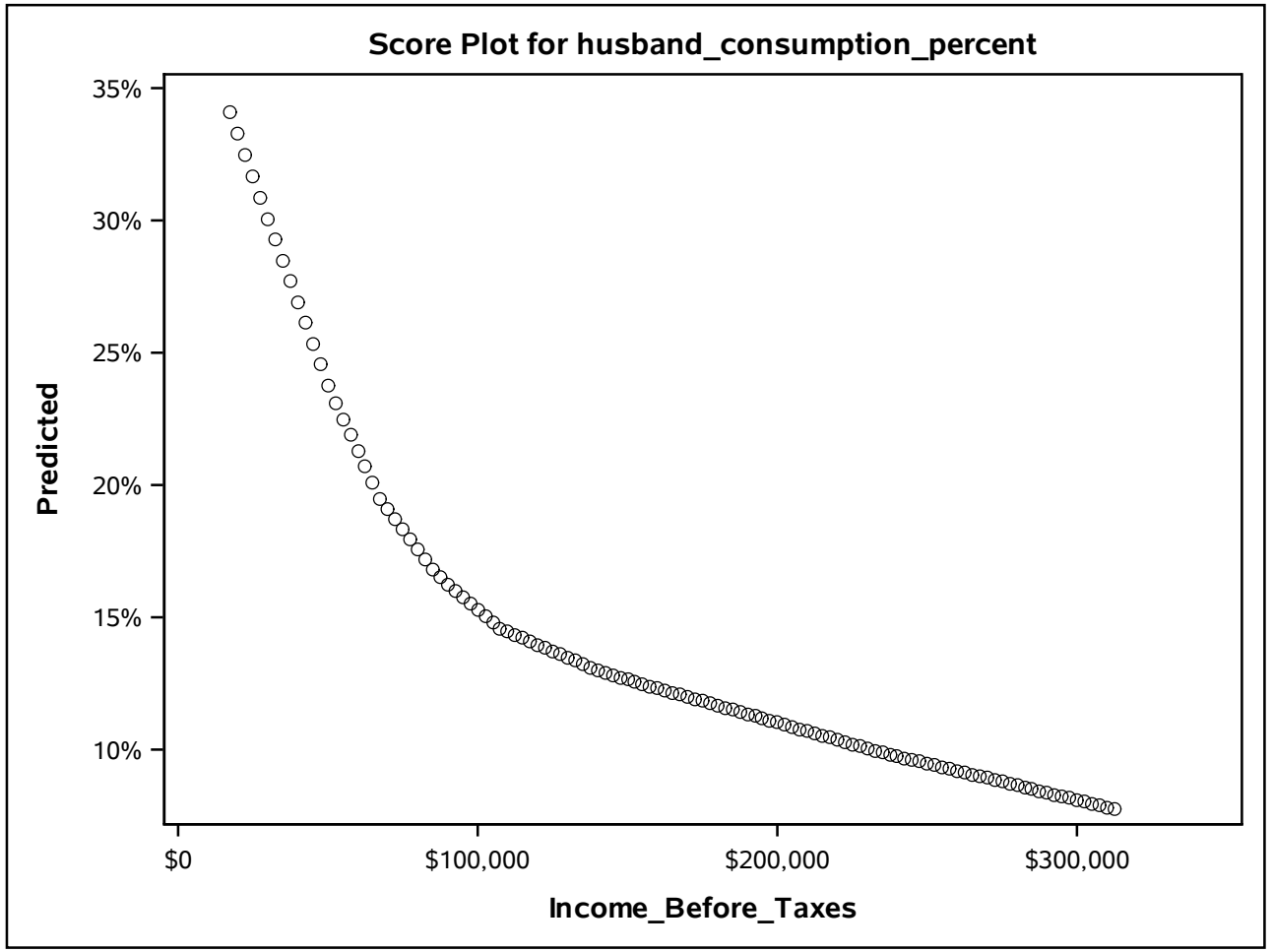

Table E-1. Consumption expenditures (2013-15$) in wage-earning husband and wife (under age 65) only households
Husband - Localized regression smoothing and non-linear smoothing of localized regression

The NLIN Procedure
Dependent Variable loess_husband_percent
Method: Gauss-Newton

Iterative Phase			
Iter	husband_alpha	husband_beta	Sum of Squares
0	65.0000	-0.5000	0.2869
1	60.4808	-0.5149	0.00974
2	61.3652	-0.5189	0.00686
3	61.3428	-0.5189	0.00686

NOTE: Convergence criterion met.

Table E-1. Consumption expenditures (2013-15$) in wage-earning husband and wife (under age 65) only households
Husband - Localized regression smoothing and non-linear smoothing of localized regression

The NLIN Procedure
Dependent Variable loess_husband_percent
Method: Gauss-Newton

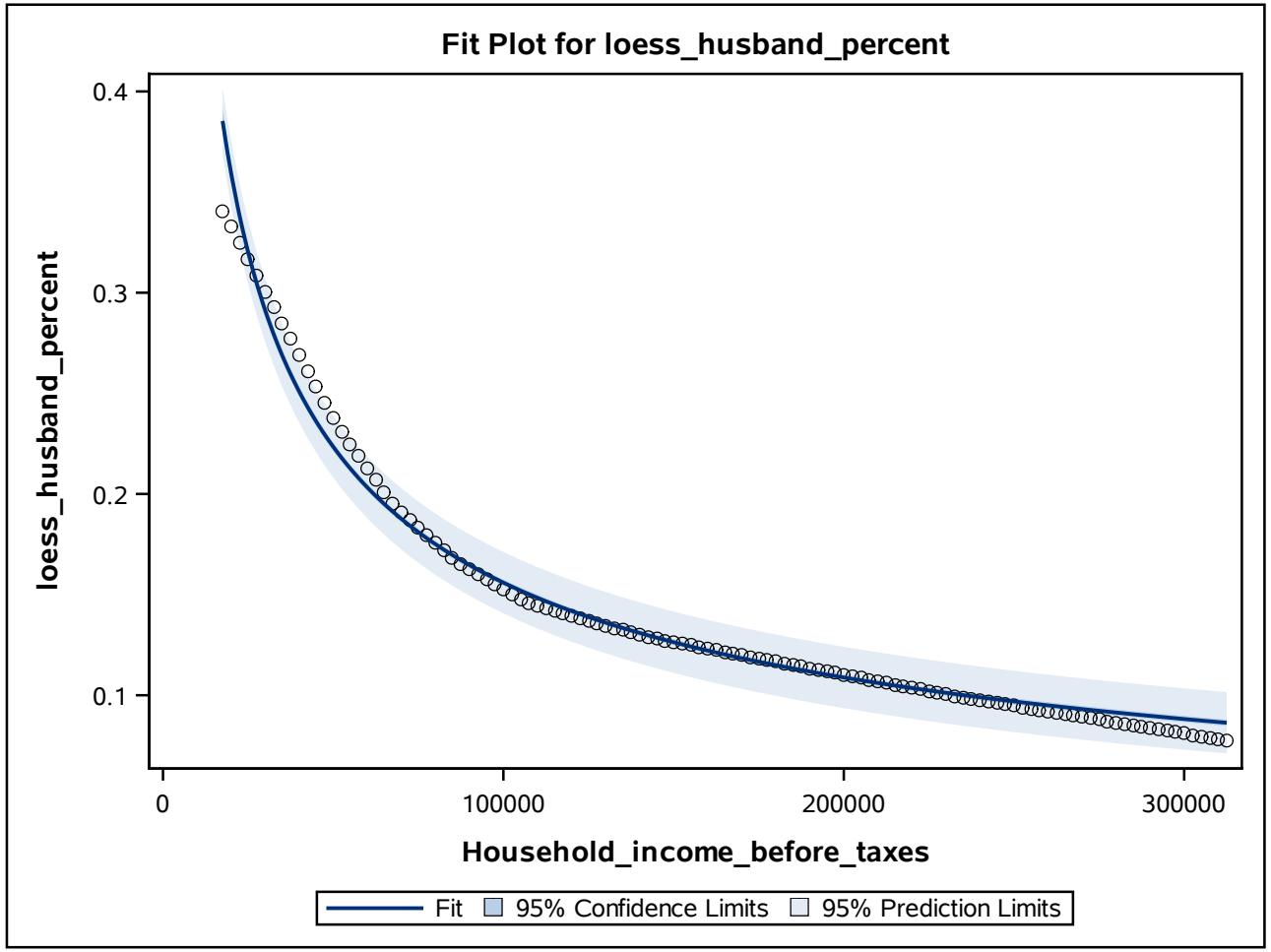

Estimation Summary	
Method	Gauss-Newton
Iterations	3
R	1.685E-7
PPC(husband_alpha)	1.067E-7
RPC(husband_alpha)	0.000365

Table E-1. Consumption expenditures (2013-15$) in wage-earning husband and wife (under age 65) only households
Husband - Localized regression smoothing and non-linear smoothing of localized regression

The NLIN Procedure

Estimation Summary	
Object	0.000058
Objective	0.006856
Observations Read	119
Observations Used	119
Observations Missing	0

Note: An intercept was not specified for this model.

Source	DF	Sum of Squares	Mean Square	F Value	Approx Pr > F
Model	2	2.9180	1.4590	24897.3	<.0001
Error	117	0.00686	0.000059		
Uncorrected Total	119	2.9248			

Parameter	Estimate	Approx Std Error	Approximate 95% Confidence Limits	
husband_alpha	61.3428	3.6017	54.2099	68.4757
husband_beta	-0.5189	0.00525	-0.5293	-0.5085

Approximate Correlation Matrix		
	husband_alpha	**husband_beta**
husband_alpha	1.0000000	-0.9970829
husband_beta	-0.9970829	1.0000000

Table E-1. Consumption expenditures (2013-15$) in wage-earning husband and wife (under age 65) only households
Wife - Localized regression smoothing and non-linear smoothing of localized regression

The LOESS Procedure

Independent Variable Scaling	
Scaling applied: None	
Statistic	**Income_Before_Taxes**
Minimum Value	$16,724
Maximum Value	$314,120

Table E-1. Consumption expenditures (2013-15$) in wage-earning husband and wife (under age 65) only households
Wife - Localized regression smoothing and non-linear smoothing of localized regression

The LOESS Procedure
Dependent Variable: wife_consumption_percent

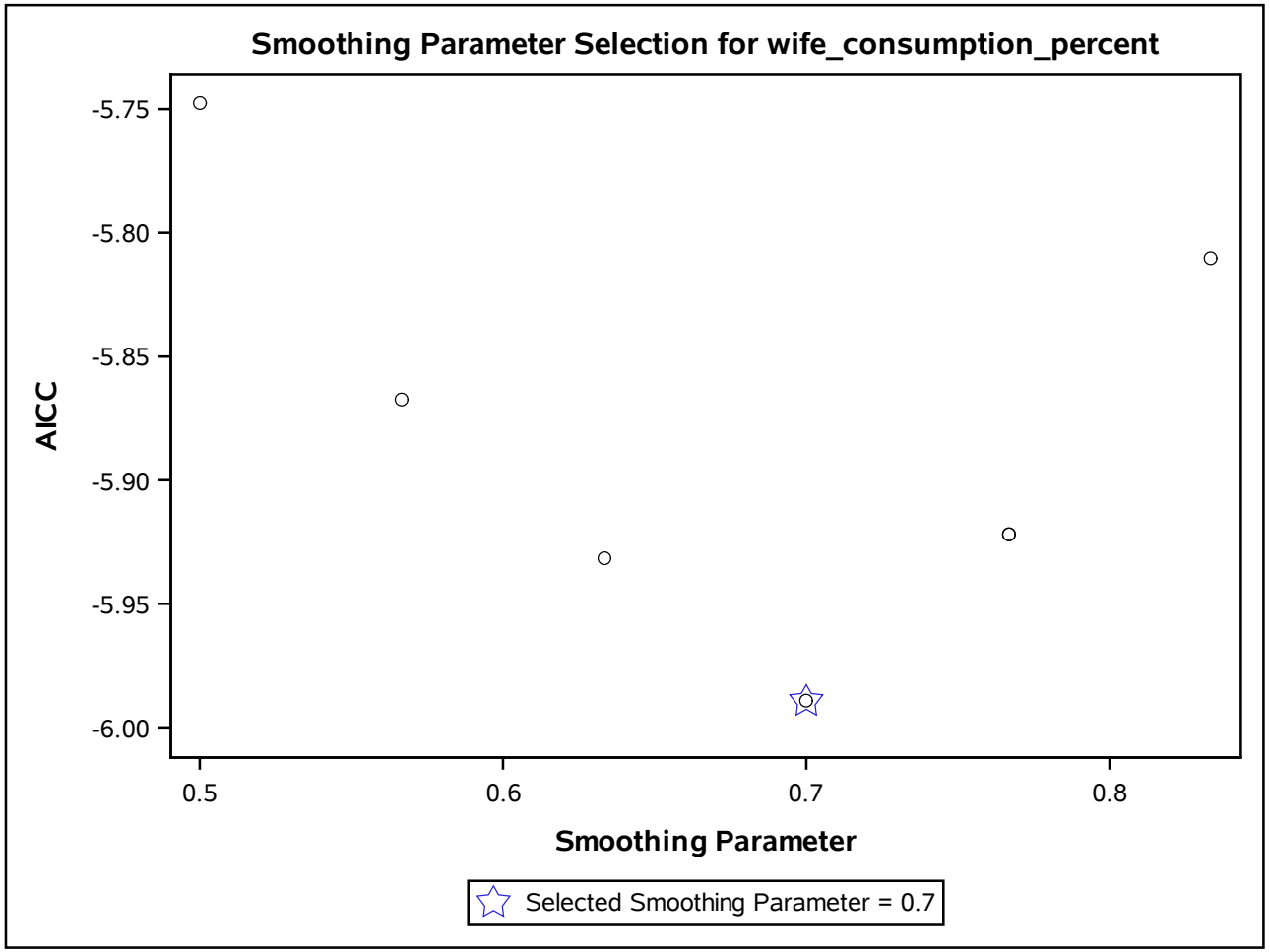

Optimal Smoothing Criterion	
AICC	Smoothing Parameter
-5.98936	0.70000

Table E-1. Consumption expenditures (2013-15$) in wage-earning husband and wife (under age 65) only households
Wife - Localized regression smoothing and non-linear smoothing of localized regression

The LOESS Procedure
Selected Smoothing Parameter: 0.7
Dependent Variable: wife_consumption_percent

Fit Summary	
Fit Method	kd Tree
Blending	Linear
Number of Observations	15
Number of Fitting Points	9
kd Tree Bucket Size	2
Degree of Local Polynomials	1
Smoothing Parameter	0.70000
Points in Local Neighborhood	10
Residual Sum of Squares	0.00436
Trace[L]	4.12272
GCV	0.00003685
AICC	-5.98936

Table E-1. Consumption expenditures (2013-15$) in wage-earning husband and wife (under age 65) only households
Wife - Localized regression smoothing and non-linear smoothing of localized regression

The LOESS Procedure
Selected Smoothing Parameter: 0.7
Dependent Variable: wife_consumption_percent

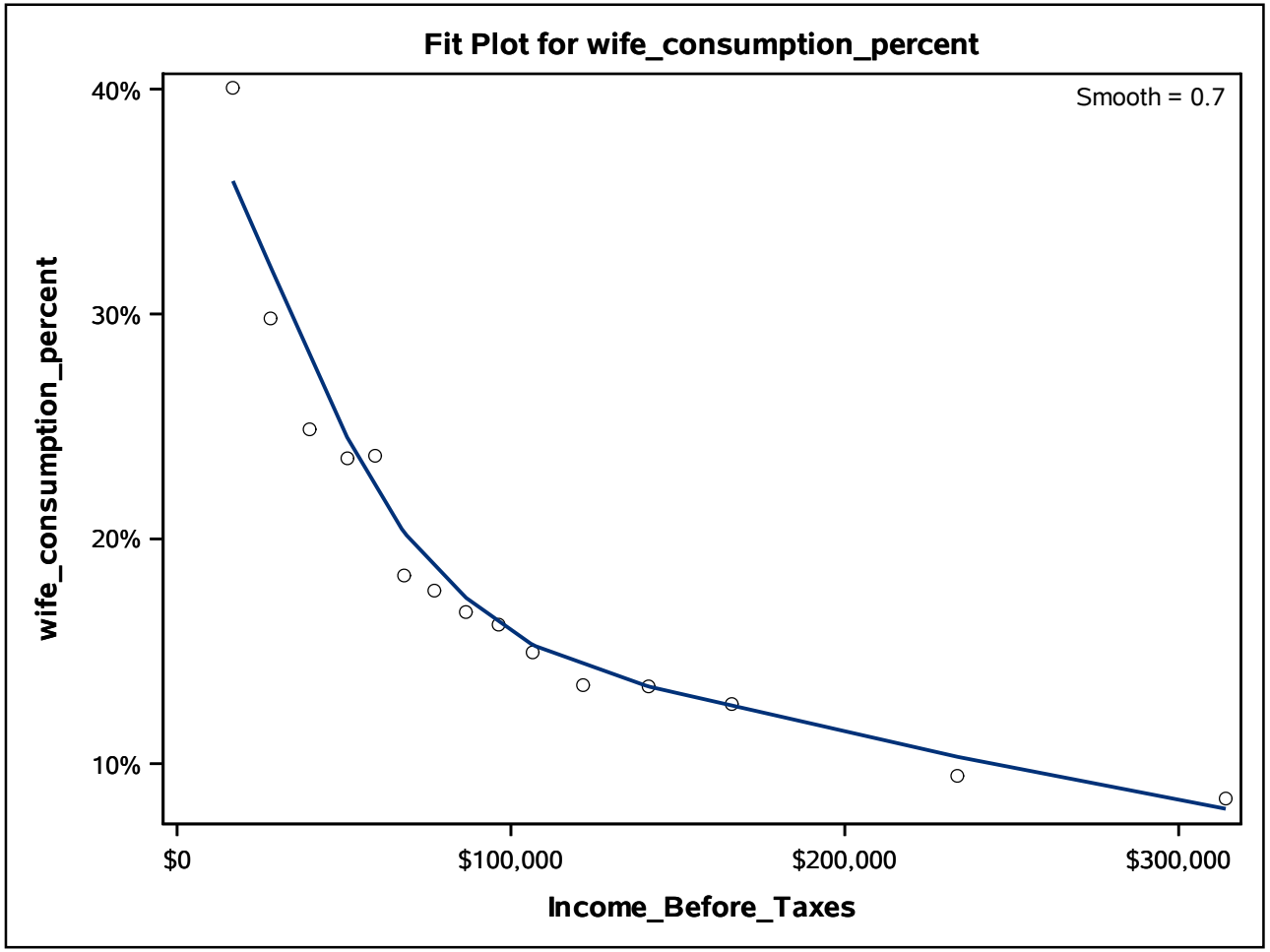

Table E-1. Consumption expenditures (2013-15$) in wage-earning husband and wife (under age 65) only households
Wife - Localized regression smoothing and non-linear smoothing of localized regression

The LOESS Procedure
Selected Smoothing Parameter: 0.7
Dependent Variable: wife_consumption_percent

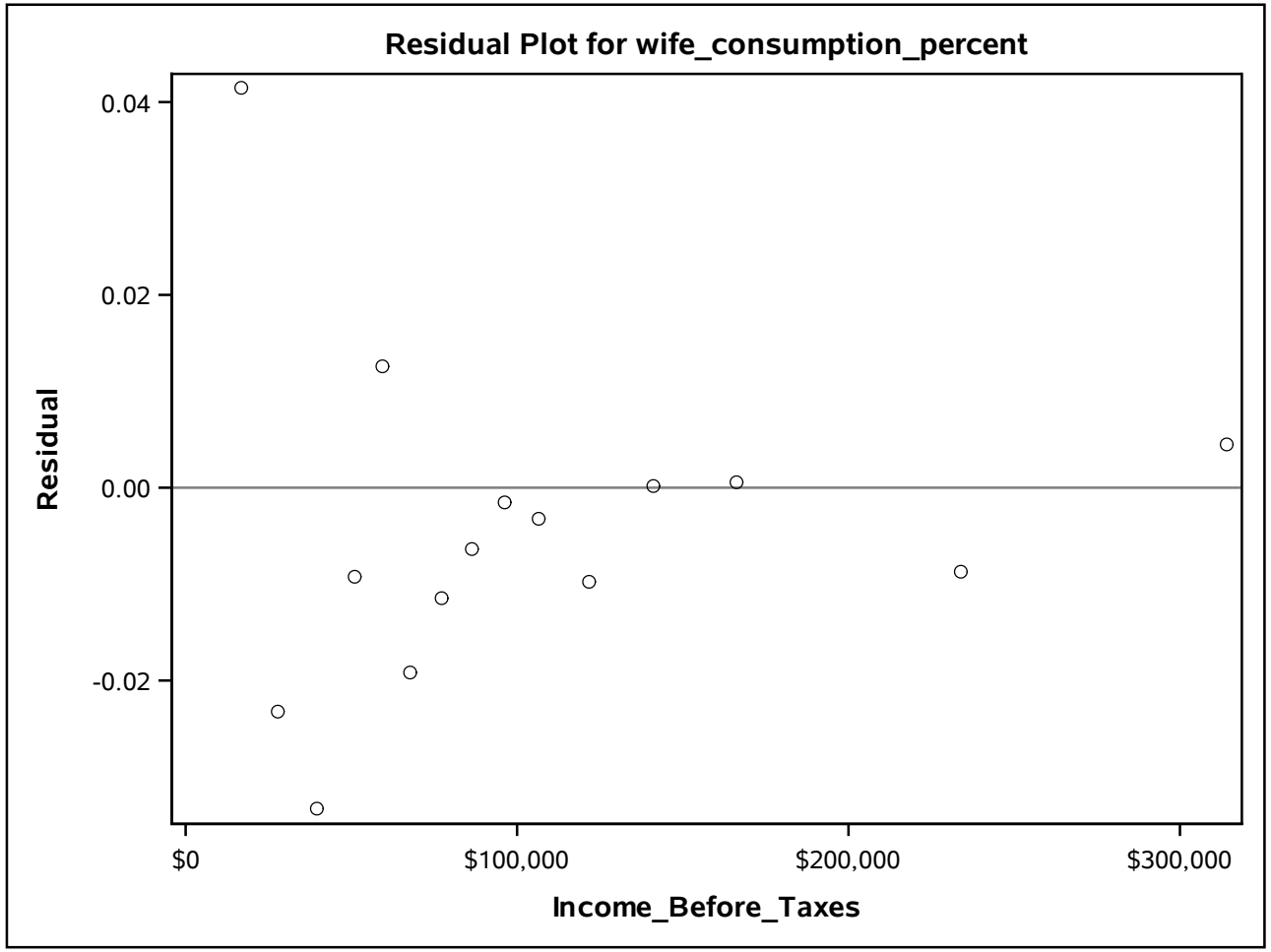

Table E-1. Consumption expenditures (2013-15$) in wage-earning husband and wife (under age 65) only households
Wife - Localized regression smoothing and non-linear smoothing of localized regression

The LOESS Procedure
Selected Smoothing Parameter: 0.7
Dependent Variable: wife_consumption_percent

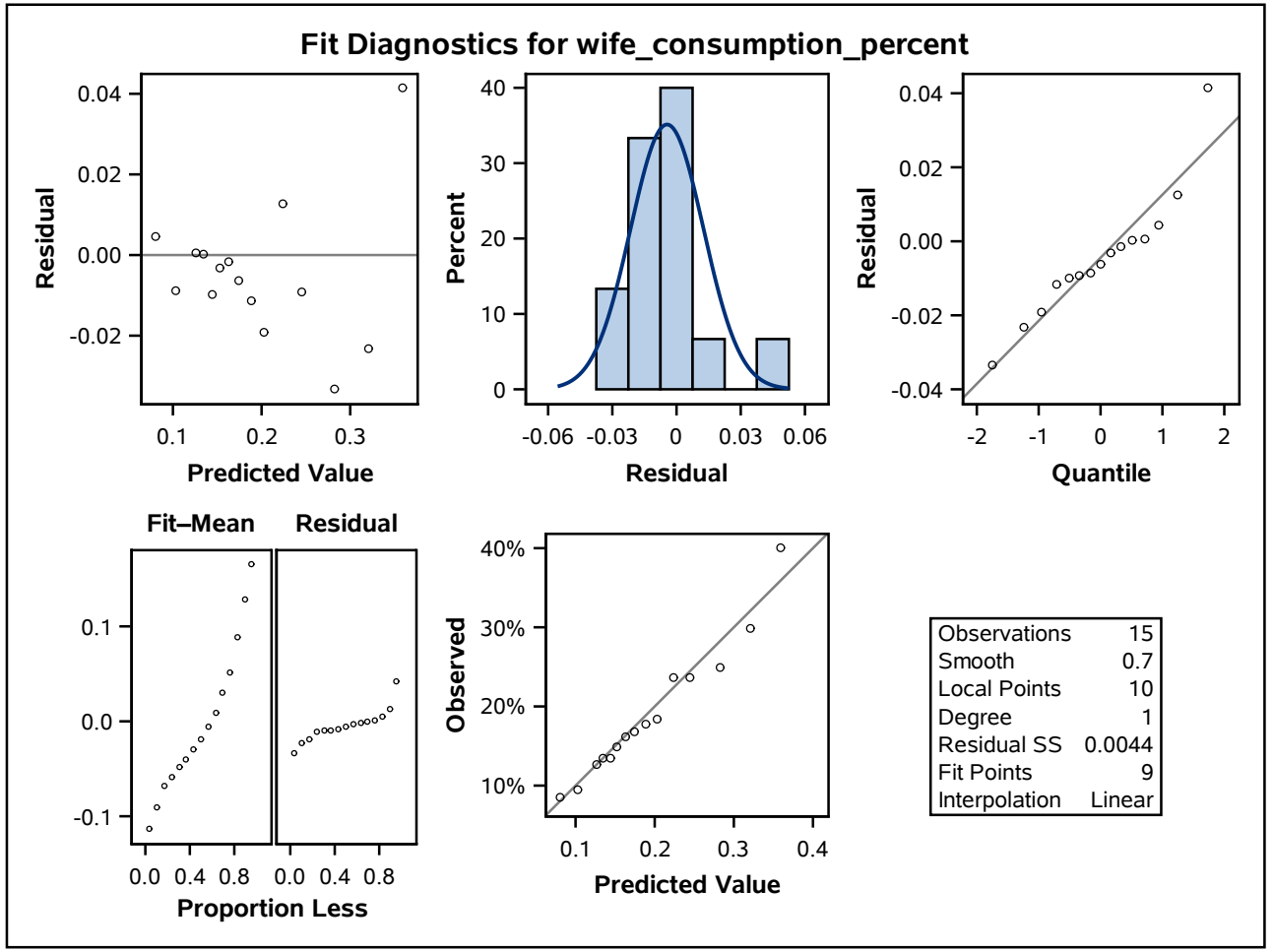

Table E-1. Consumption expenditures (2013-15$) in wage-earning husband and wife (under age 65) only households
Wife - Localized regression smoothing and non-linear smoothing of localized regression

The LOESS Procedure
Selected Smoothing Parameter: 0.7

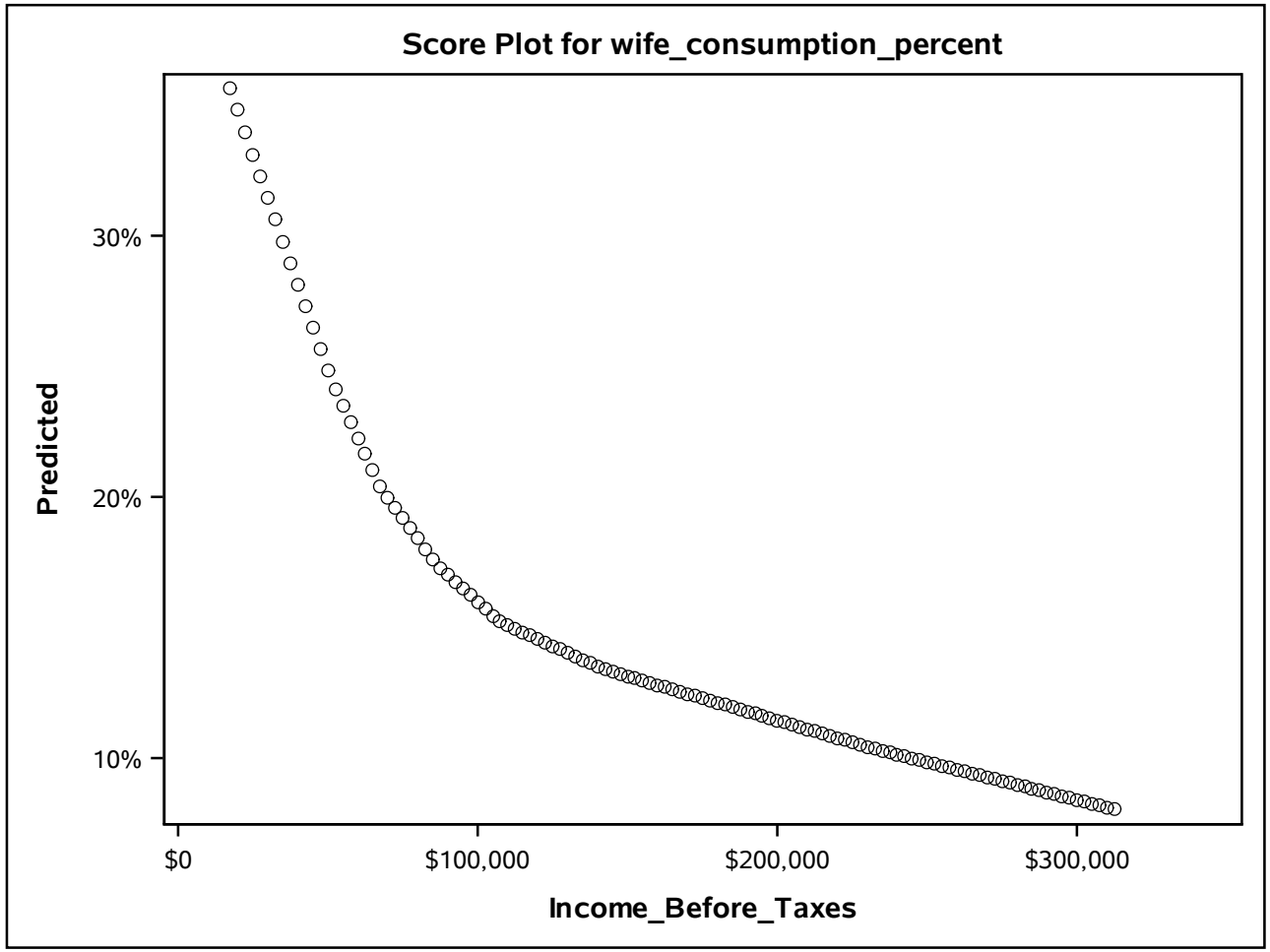

Table E-1. Consumption expenditures (2013-15$) in wage-earning husband and wife (under age 65) only households
Wife - Localized regression smoothing and non-linear smoothing of localized regression

The NLIN Procedure
Dependent Variable loess_wife_percent
Method: Gauss-Newton

Iterative Phase			
Iter	wife_alpha	wife_beta	Sum of Squares
0	65.0000	-0.5000	0.2146
1	64.7938	-0.5179	0.00952
2	66.0663	-0.5218	0.00762
3	66.0368	-0.5217	0.00762
4	66.0376	-0.5217	0.00762

NOTE: Convergence criterion met.

Table E-1. Consumption expenditures (2013-15$) in wage-earning husband and wife (under age 65) only households
Wife - Localized regression smoothing and non-linear smoothing of localized regression

The NLIN Procedure
Dependent Variable loess_wife_percent
Method: Gauss-Newton

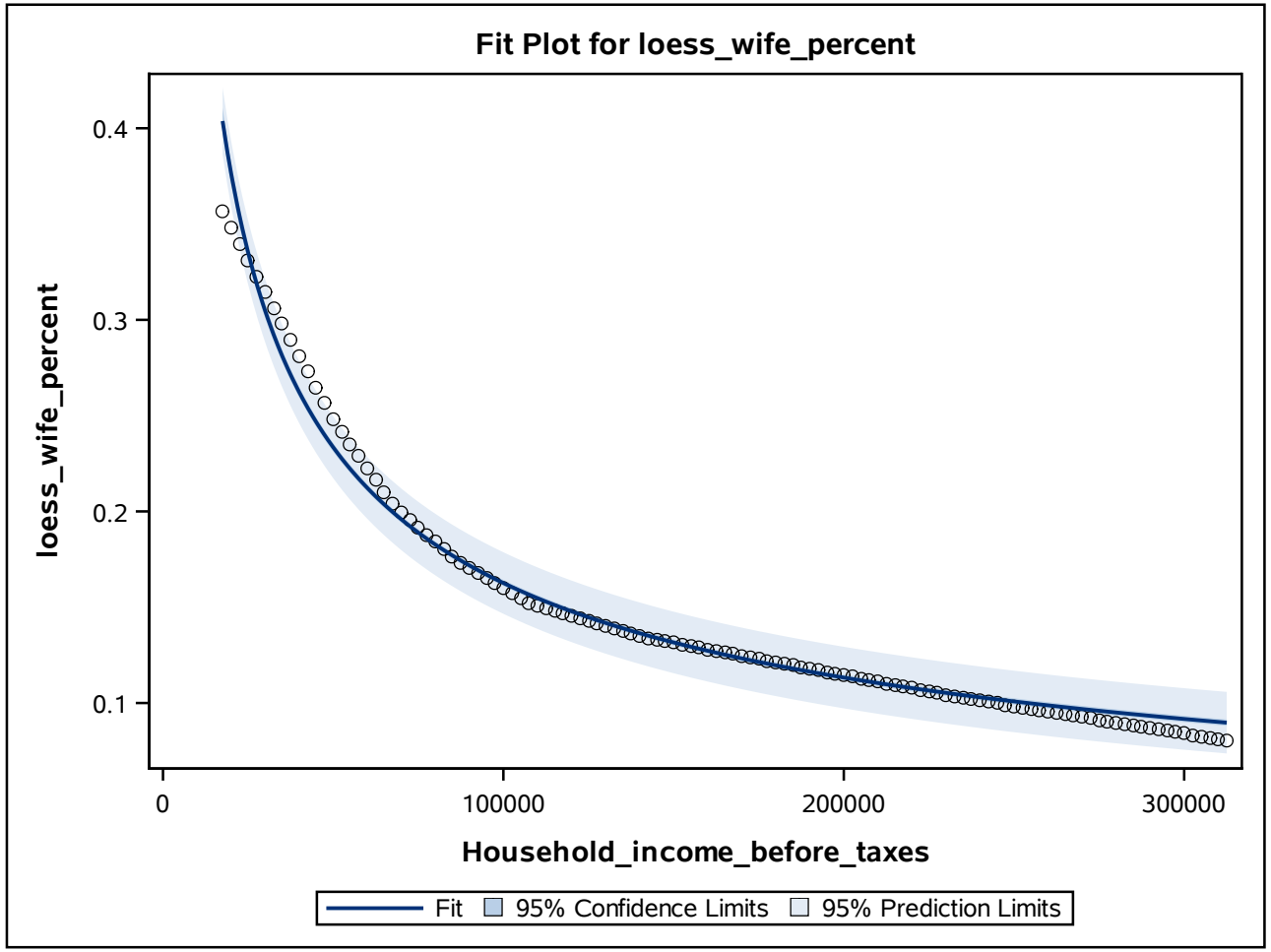

Estimation Summary	
Method	Gauss-Newton
Iterations	4
R	5.671E-7
PPC(wife_alpha)	3.625E-7
RPC(wife_alpha)	0.000011

Table E-1. Consumption expenditures (2013-15$) in wage-earning husband and wife (under age 65) only households
Wife - Localized regression smoothing and non-linear smoothing of localized regression

The NLIN Procedure

Estimation Summary	
Object	3.01E-10
Objective	0.007616
Observations Read	119
Observations Used	119
Observations Missing	0

Note: An intercept was not specified for this model.

Source	DF	Sum of Squares	Mean Square	F Value	Approx Pr > F
Model	2	3.1790	1.5895	24419.2	<.0001
Error	117	0.00762	0.000065		
Uncorrected Total	119	3.1866			

Parameter	Estimate	Approx Std Error	Approximate 95% Confidence Limits	
wife_alpha	66.0376	3.9141	58.2860	73.7892
wife_beta	-0.5217	0.00530	-0.5322	-0.5112

Approximate Correlation Matrix		
	wife_alpha	wife_beta
wife_alpha	1.0000000	-0.9970815
wife_beta	-0.9970815	1.0000000

Table E-2. Consumption expenditures (2013-15$) in wage-earning husband and wife (under age 65) with one child age 6-15 families
Husband - Localized regression smoothing and non-linear smoothing of localized regression

The LOESS Procedure

Independent Variable Scaling	
Scaling applied: None	
Statistic	**Income_Before_Taxes**
Minimum Value	$22,454
Maximum Value	$302,982

Table E-2. Consumption expenditures (2013-15$) in wage-earning husband and wife (under age 65) with one child age 6-15 families
Husband - Localized regression smoothing and non-linear smoothing of localized regression

The LOESS Procedure
Dependent Variable: husband_consumption_percent

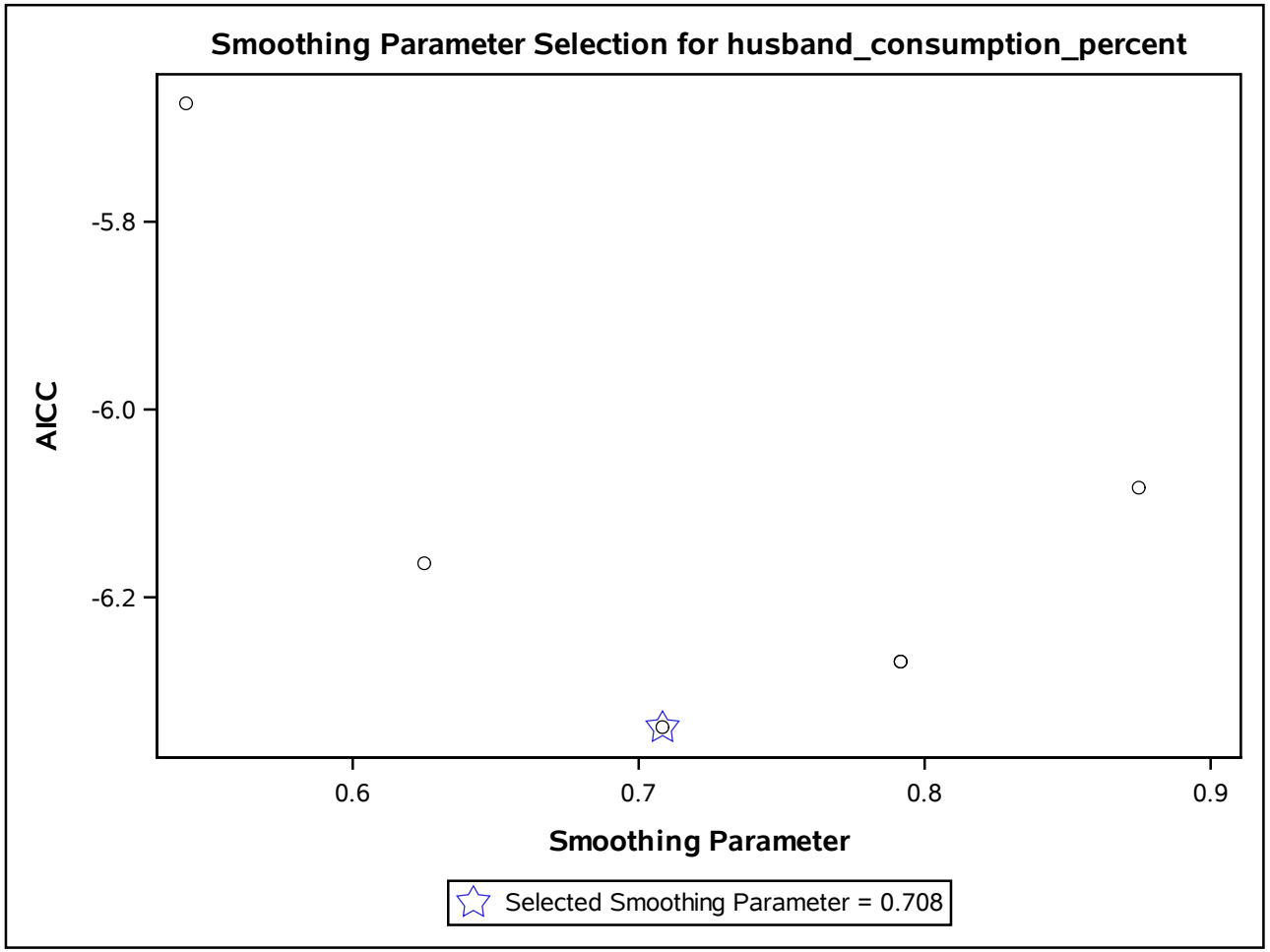

Optimal Smoothing Criterion	
AICC	Smoothing Parameter
-6.33859	0.70833

Table E-2. Consumption expenditures (2013-15$) in wage-earning husband and wife (under age 65) with one child age 6-15 families
Husband - Localized regression smoothing and non-linear smoothing of localized regression

The LOESS Procedure
Selected Smoothing Parameter: 0.708
Dependent Variable: husband_consumption_percent

Fit Summary	
Fit Method	kd Tree
Blending	Linear
Number of Observations	12
Number of Fitting Points	12
kd Tree Bucket Size	1
Degree of Local Polynomials	1
Smoothing Parameter	0.70833
Points in Local Neighborhood	8
Residual Sum of Squares	0.00136
Trace[L]	4.13219
GCV	0.00002191
AICC	-6.33859

Table E-2. Consumption expenditures (2013-15$) in wage-earning husband and wife (under age 65) with one child age 6-15 families
Husband - Localized regression smoothing and non-linear smoothing of localized regression

The LOESS Procedure
Selected Smoothing Parameter: 0.708
Dependent Variable: husband_consumption_percent

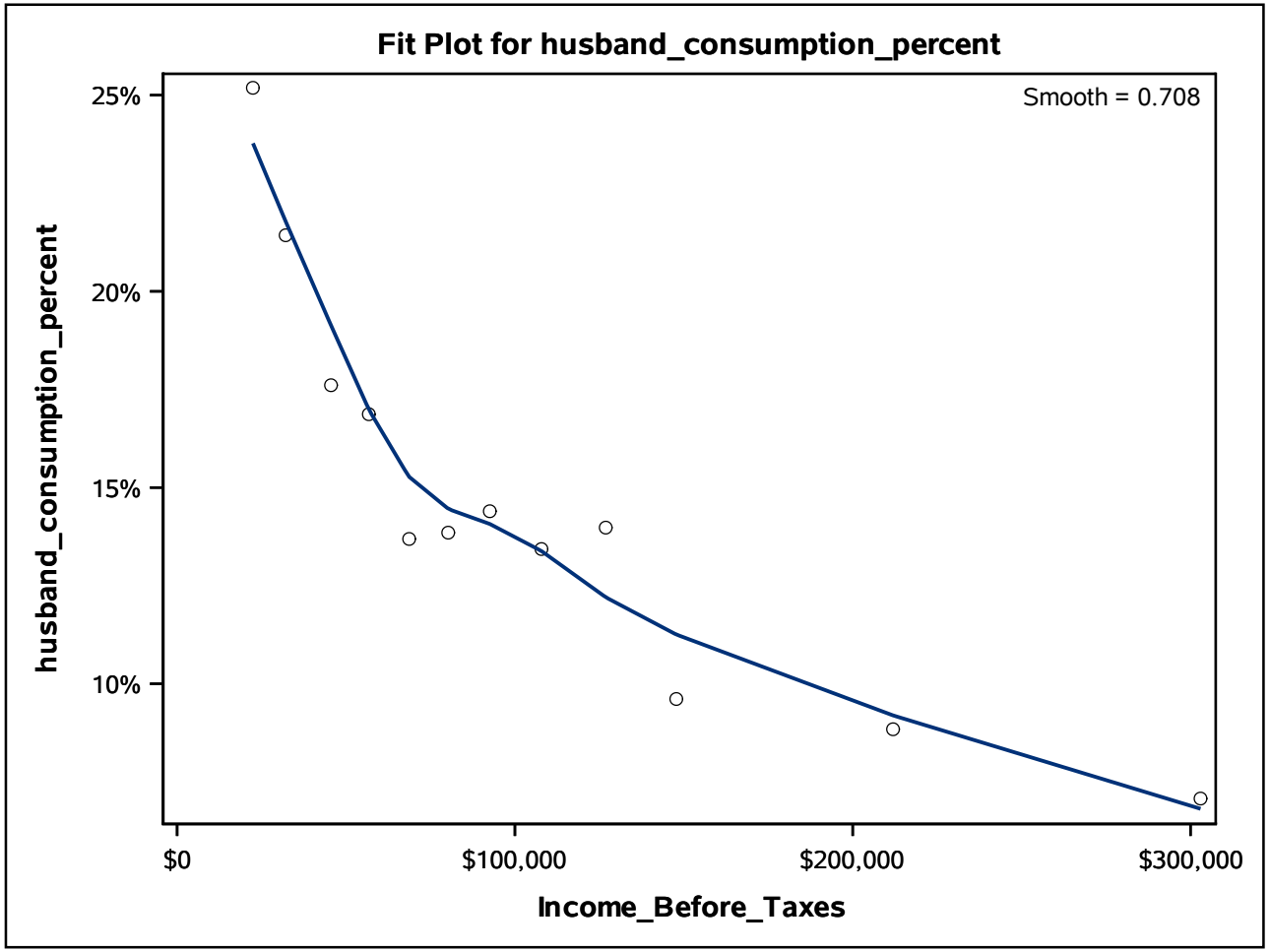

Table E-2. Consumption expenditures (2013-15$) in wage-earning husband and wife (under age 65) with one child age 6-15 families
Husband - Localized regression smoothing and non-linear smoothing of localized regression

The LOESS Procedure
Selected Smoothing Parameter: 0.708
Dependent Variable: husband_consumption_percent

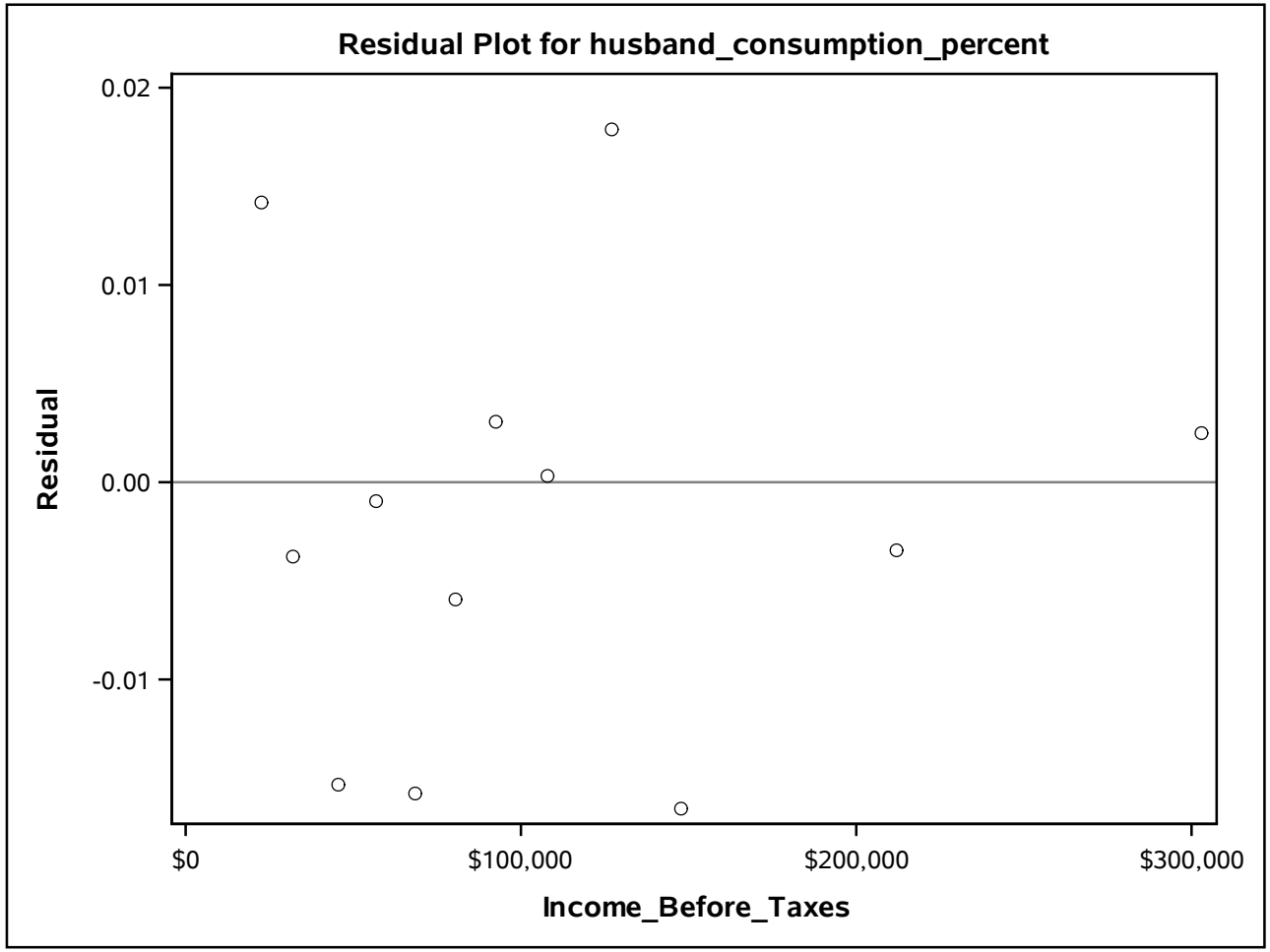

Table E-2. Consumption expenditures (2013-15$) in wage-earning husband and wife (under age 65) with one child age 6-15 families
Husband - Localized regression smoothing and non-linear smoothing of localized regression

The LOESS Procedure
Selected Smoothing Parameter: 0.708
Dependent Variable: husband_consumption_percent

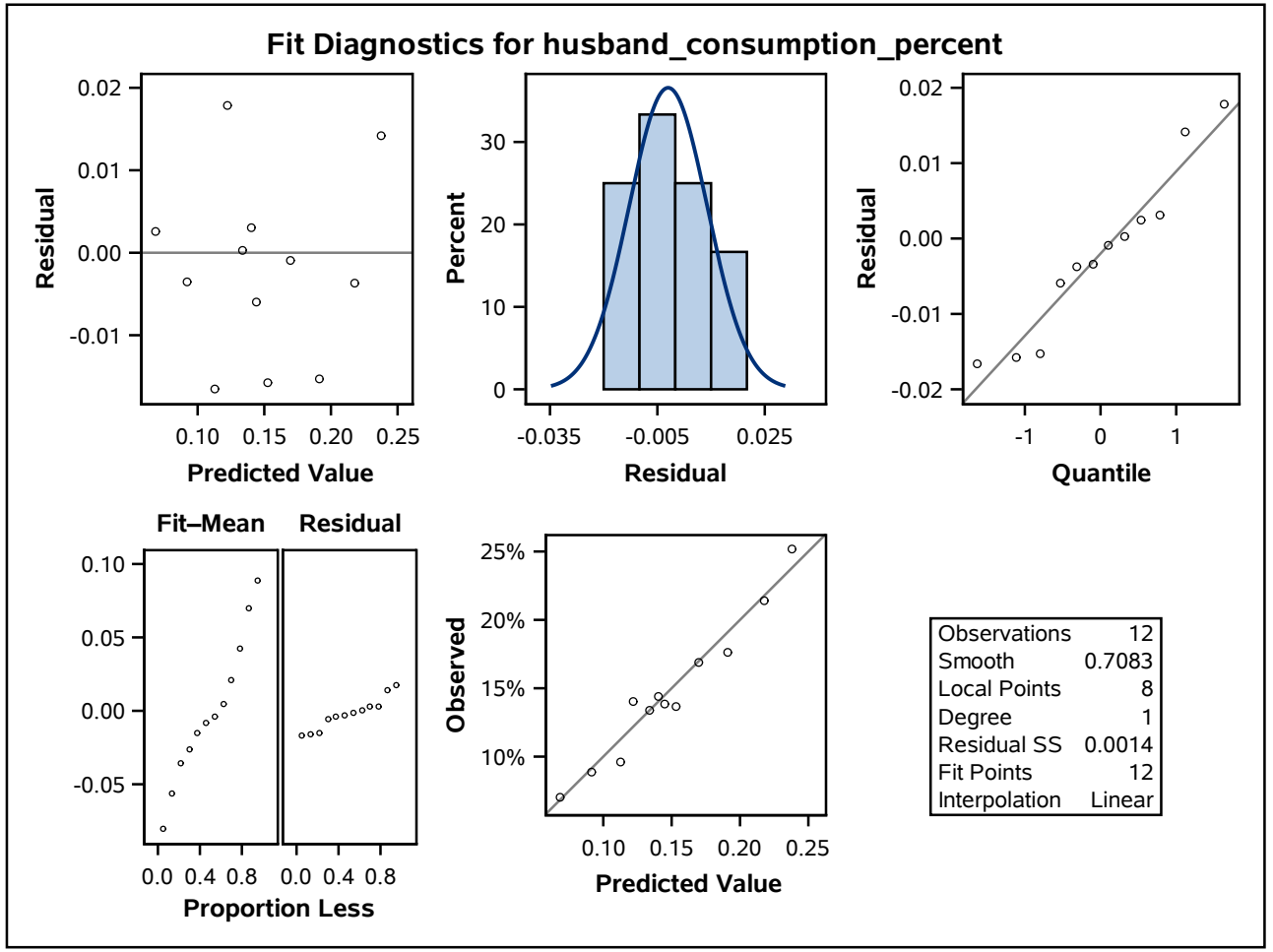

Table E-2. Consumption expenditures (2013-15$) in wage-earning husband and wife (under age 65) with one child age 6-15 families
Husband - Localized regression smoothing and non-linear smoothing of localized regression

The LOESS Procedure
Selected Smoothing Parameter: 0.708

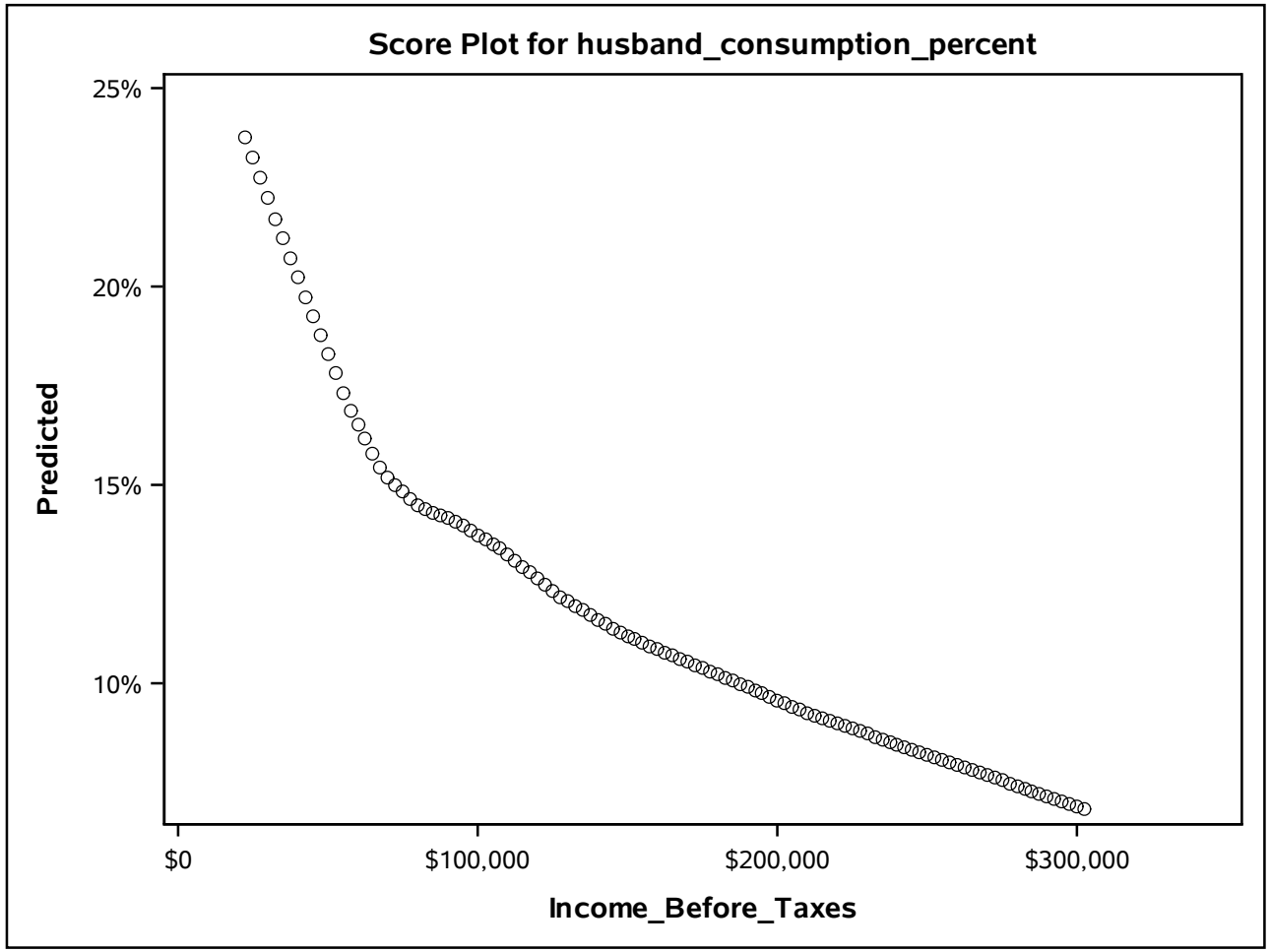

Table E-2. Consumption expenditures (2013-15$) in wage-earning husband and wife (under age 65) with one child age 6-15 families
Husband - Localized regression smoothing and non-linear smoothing of localized regression

The NLIN Procedure
Dependent Variable loess_husband_percent
Method: Gauss-Newton

Iterative Phase			
Iter	husband_alpha	husband_beta	Sum of Squares
0	65.0000	-0.5000	0.6215
1	19.6552	-0.4710	0.2021
2	24.1049	-0.4468	0.0133
3	24.6607	-0.4550	0.00303
4	24.7047	-0.4554	0.00302
5	24.7018	-0.4553	0.00302

NOTE: Convergence criterion met.

Table E-2. Consumption expenditures (2013-15$) in wage-earning husband and wife (under age 65) with one child age 6-15 families
Husband - Localized regression smoothing and non-linear smoothing of localized regression

The NLIN Procedure
Dependent Variable loess_husband_percent
Method: Gauss-Newton

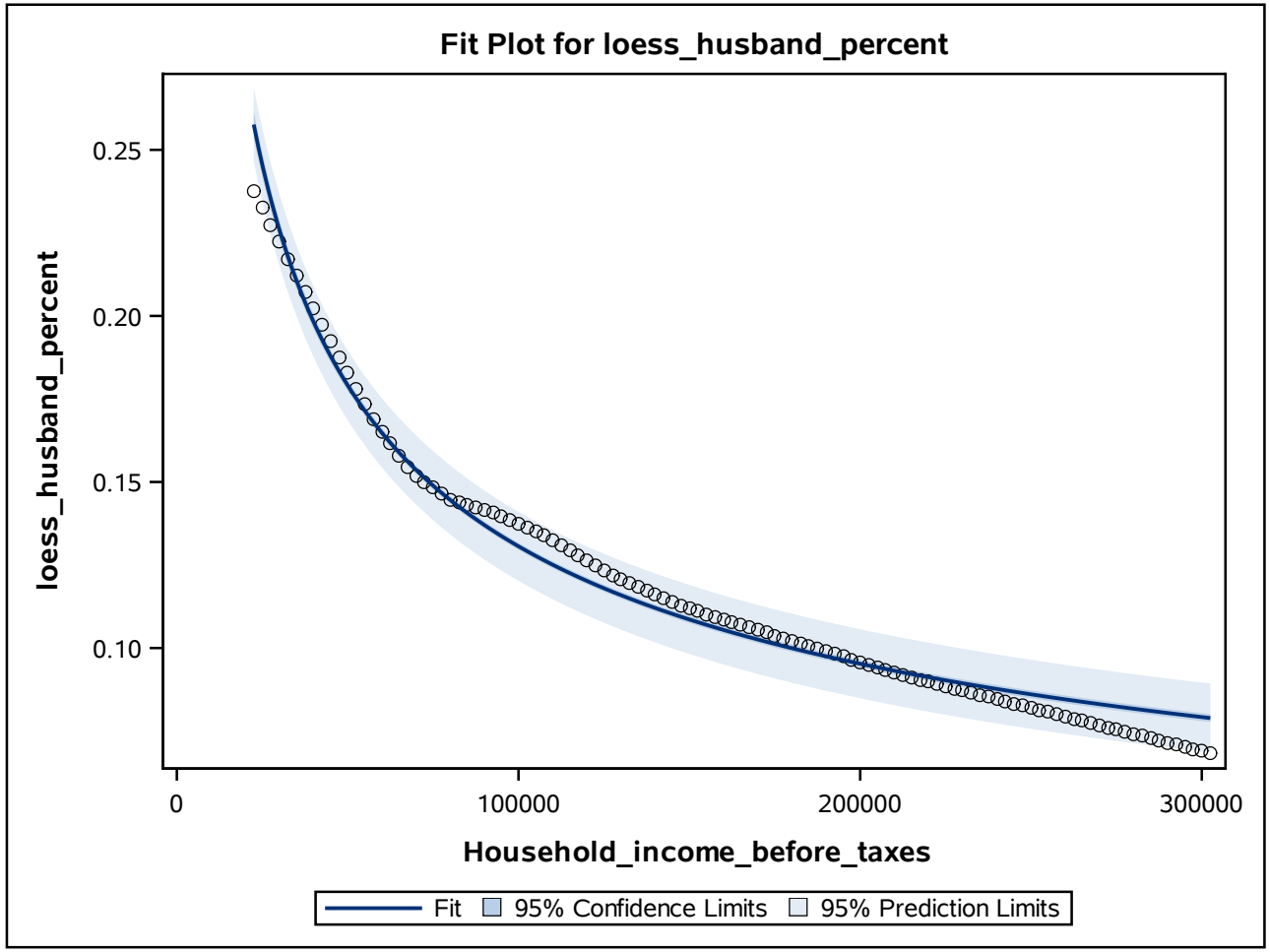

Estimation Summary	
Method	Gauss-Newton
Iterations	5
R	5.975E-6
PPC(husband_alpha)	3.643E-6
RPC(husband_alpha)	0.000119

Table E-2. Consumption expenditures (2013-15$) in wage-earning husband and wife (under age 65) with one child age 6-15 families
Husband - Localized regression smoothing and non-linear smoothing of localized regression

The NLIN Procedure

Estimation Summary	
Object	3.716E-8
Objective	0.003016
Observations Read	113
Observations Used	113
Observations Missing	0

Note: An intercept was not specified for this model.

Source	DF	Sum of Squares	Mean Square	F Value	Approx Pr > F
Model	2	1.7841	0.8921	32835.2	<.0001
Error	111	0.00302	0.000027		
Uncorrected Total	113	1.7871			

Parameter	Estimate	Approx Std Error	Approximate 95% Confidence Limits	
husband_alpha	24.7018	1.4307	21.8668	27.5368
husband_beta	-0.4553	0.00509	-0.4654	-0.4452

Approximate Correlation Matrix		
	husband_alpha	**husband_beta**
husband_alpha	1.0000000	-0.9977277
husband_beta	-0.9977277	1.0000000

Table E-2. Consumption expenditures (2013-15$) in wage-earning husband and wife (under age 65) with one child age 6-15 families
Wife - Localized regression smoothing and non-linear smoothing of localized regression

The LOESS Procedure

Independent Variable Scaling	
Scaling applied: None	
Statistic	**Income_Before_Taxes**
Minimum Value	$22,454
Maximum Value	$302,982

Table E-2. Consumption expenditures (2013-15$) in wage-earning husband and wife (under age 65) with one child age 6-15 families
Wife - Localized regression smoothing and non-linear smoothing of localized regression

The LOESS Procedure
Dependent Variable: wife_consumption_percent

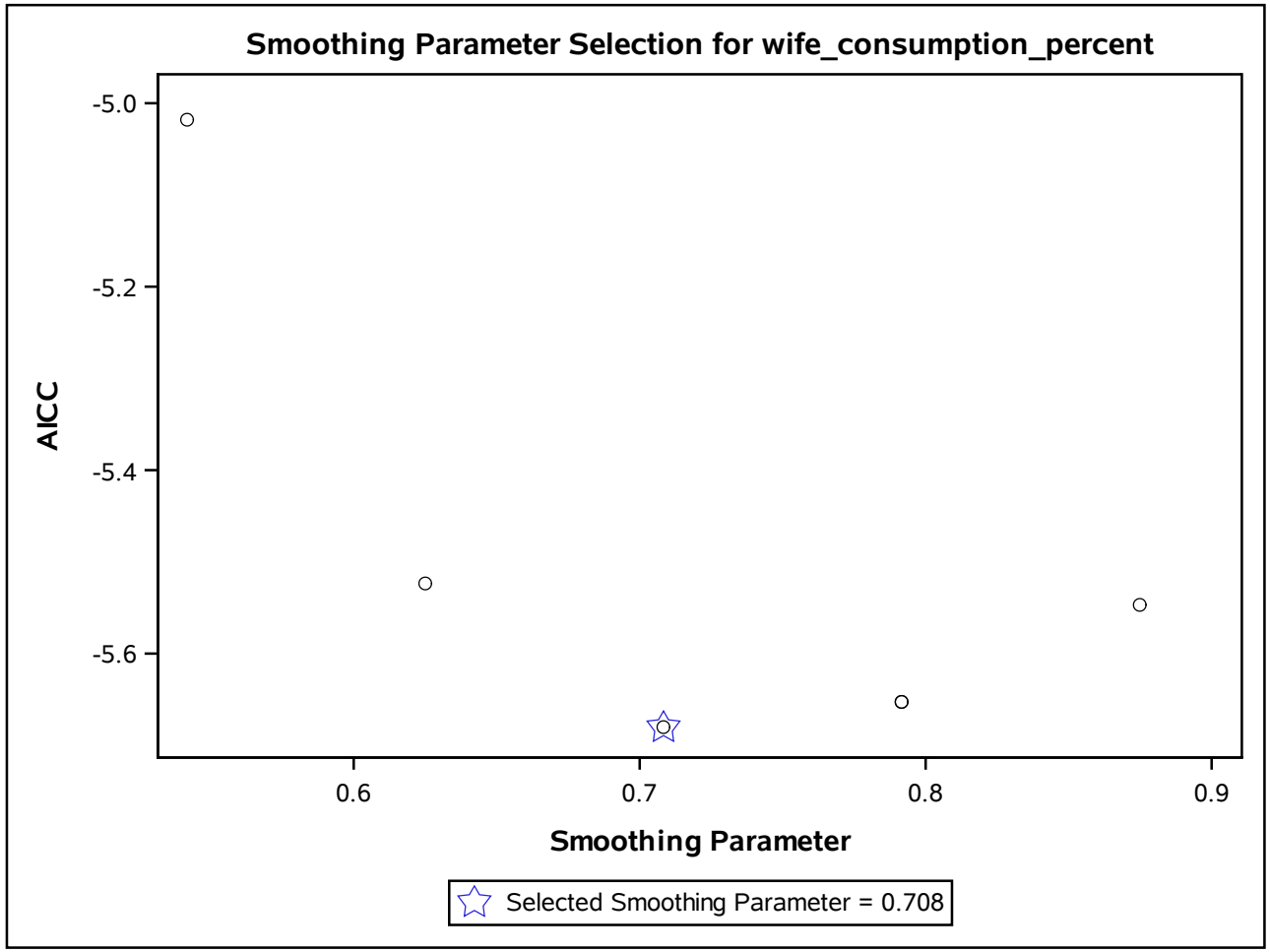

Optimal Smoothing Criterion	
AICC	Smoothing Parameter
-5.68044	0.70833

Table E-2. Consumption expenditures (2013-15$) in wage-earning husband and wife (under age 65) with one child age 6-15 families
Wife - Localized regression smoothing and non-linear smoothing of localized regression

The LOESS Procedure
Selected Smoothing Parameter: 0.708
Dependent Variable: wife_consumption_percent

Fit Summary	
Fit Method	kd Tree
Blending	Linear
Number of Observations	12
Number of Fitting Points	12
kd Tree Bucket Size	1
Degree of Local Polynomials	1
Smoothing Parameter	0.70833
Points in Local Neighborhood	8
Residual Sum of Squares	0.00262
Trace[L]	4.13219
GCV	0.00004232
AICC	-5.68044

Table E-2. Consumption expenditures (2013-15$) in wage-earning husband and wife (under age 65) with one child age 6-15 families
Wife - Localized regression smoothing and non-linear smoothing of localized regression

The LOESS Procedure
Selected Smoothing Parameter: 0.708
Dependent Variable: wife_consumption_percent

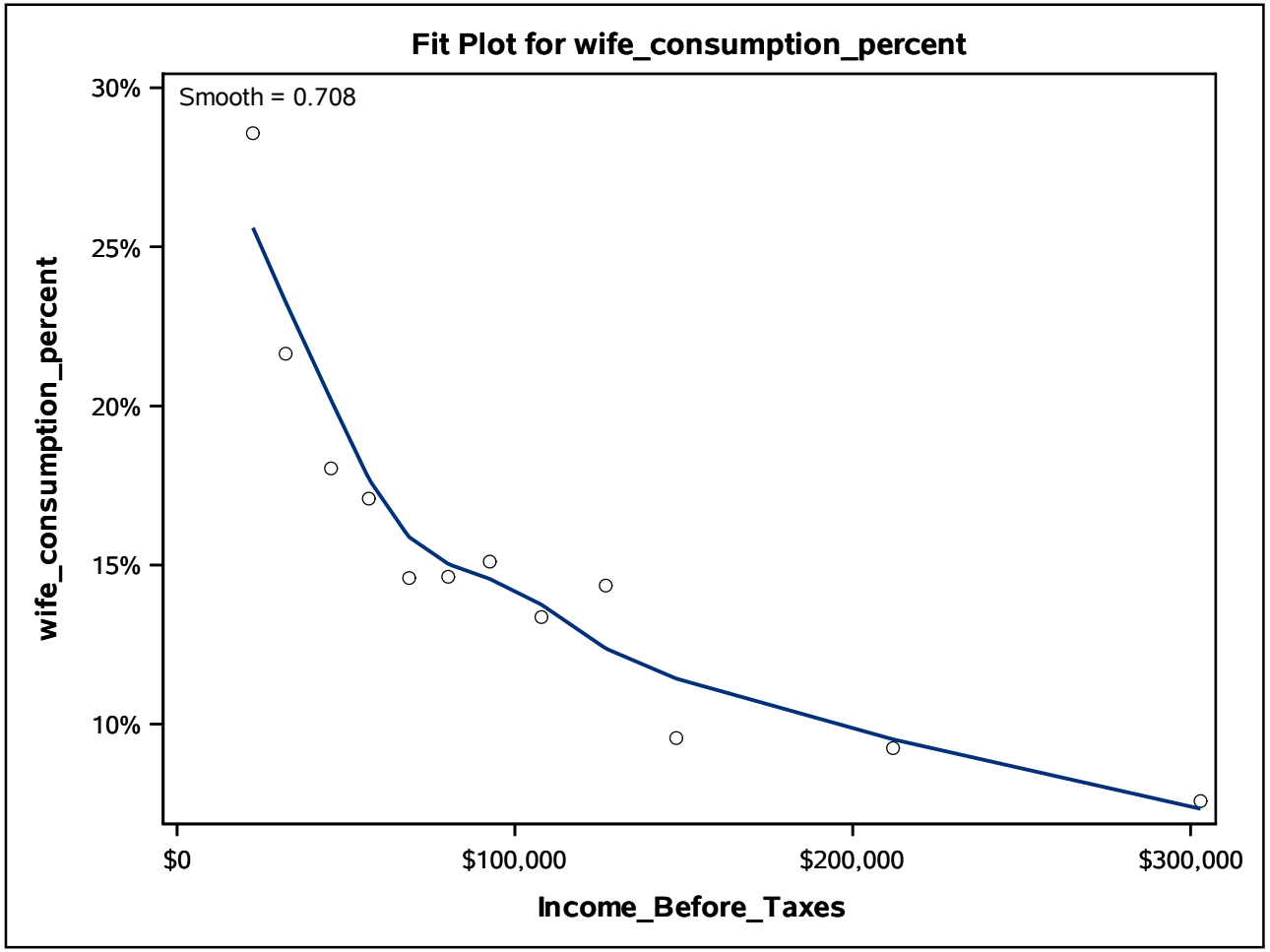

Table E-2. Consumption expenditures (2013-15$) in wage-earning husband and wife (under age 65) with one child age 6-15 families
Wife - Localized regression smoothing and non-linear smoothing of localized regression

The LOESS Procedure
Selected Smoothing Parameter: 0.708
Dependent Variable: wife_consumption_percent

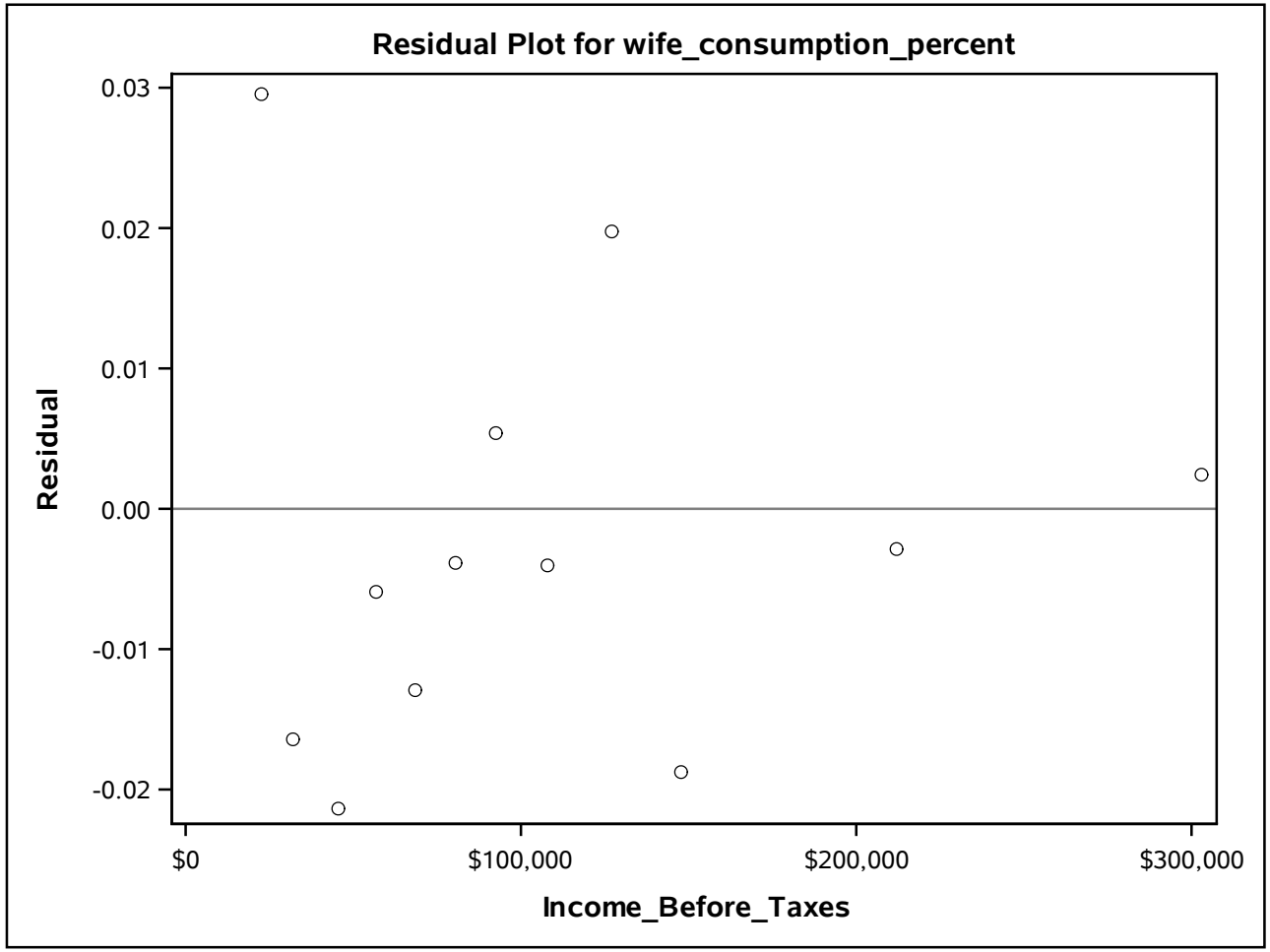

Table E-2. Consumption expenditures (2013-15$) in wage-earning husband and wife (under age 65) with one child age 6-15 families
Wife - Localized regression smoothing and non-linear smoothing of localized regression

The LOESS Procedure
Selected Smoothing Parameter: 0.708
Dependent Variable: wife_consumption_percent

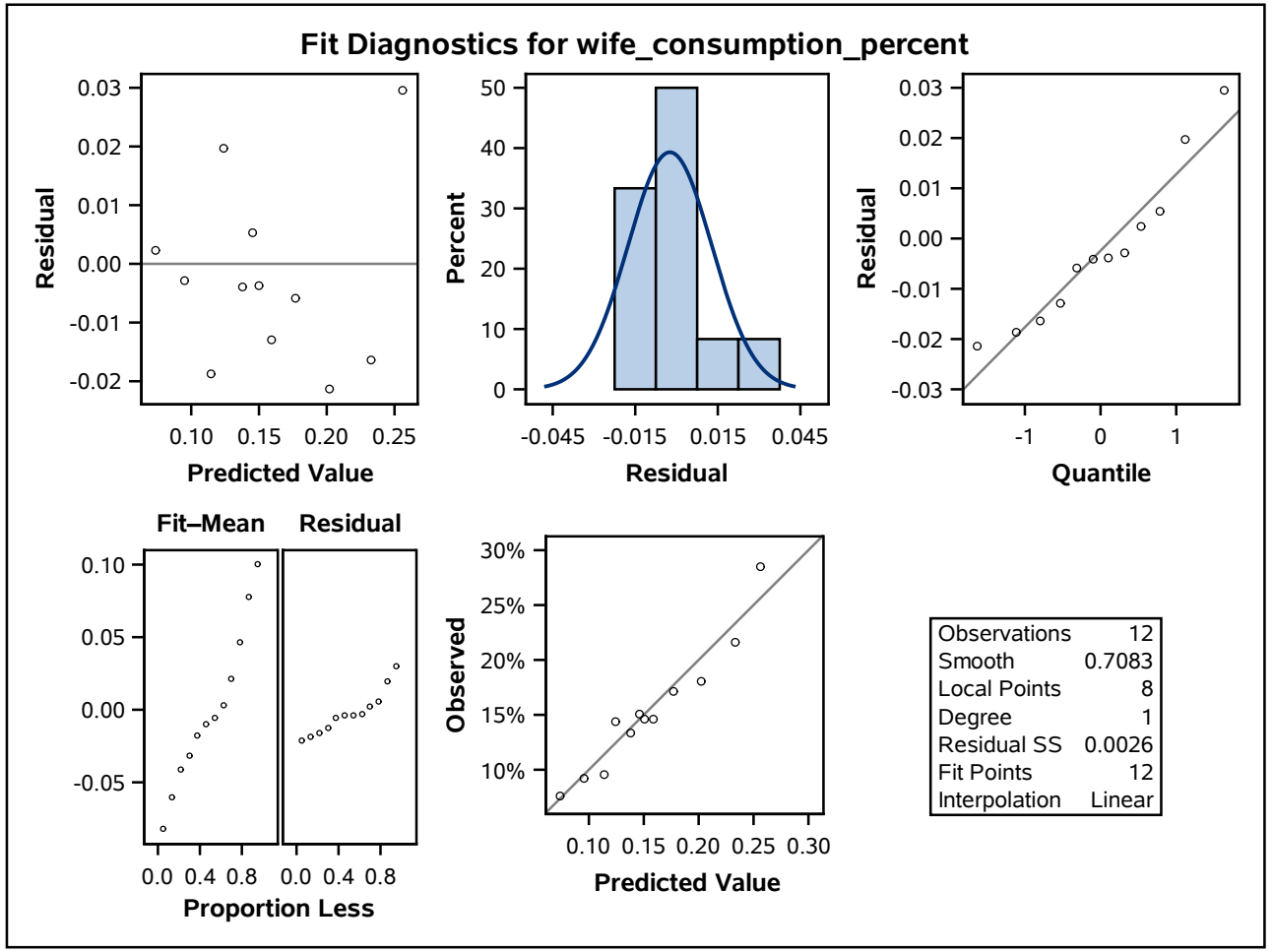

Table E-2. Consumption expenditures (2013-15$) in wage-earning husband and wife (under age 65) with one child age 6-15 families
Wife - Localized regression smoothing and non-linear smoothing of localized regression

The LOESS Procedure
Selected Smoothing Parameter: 0.708

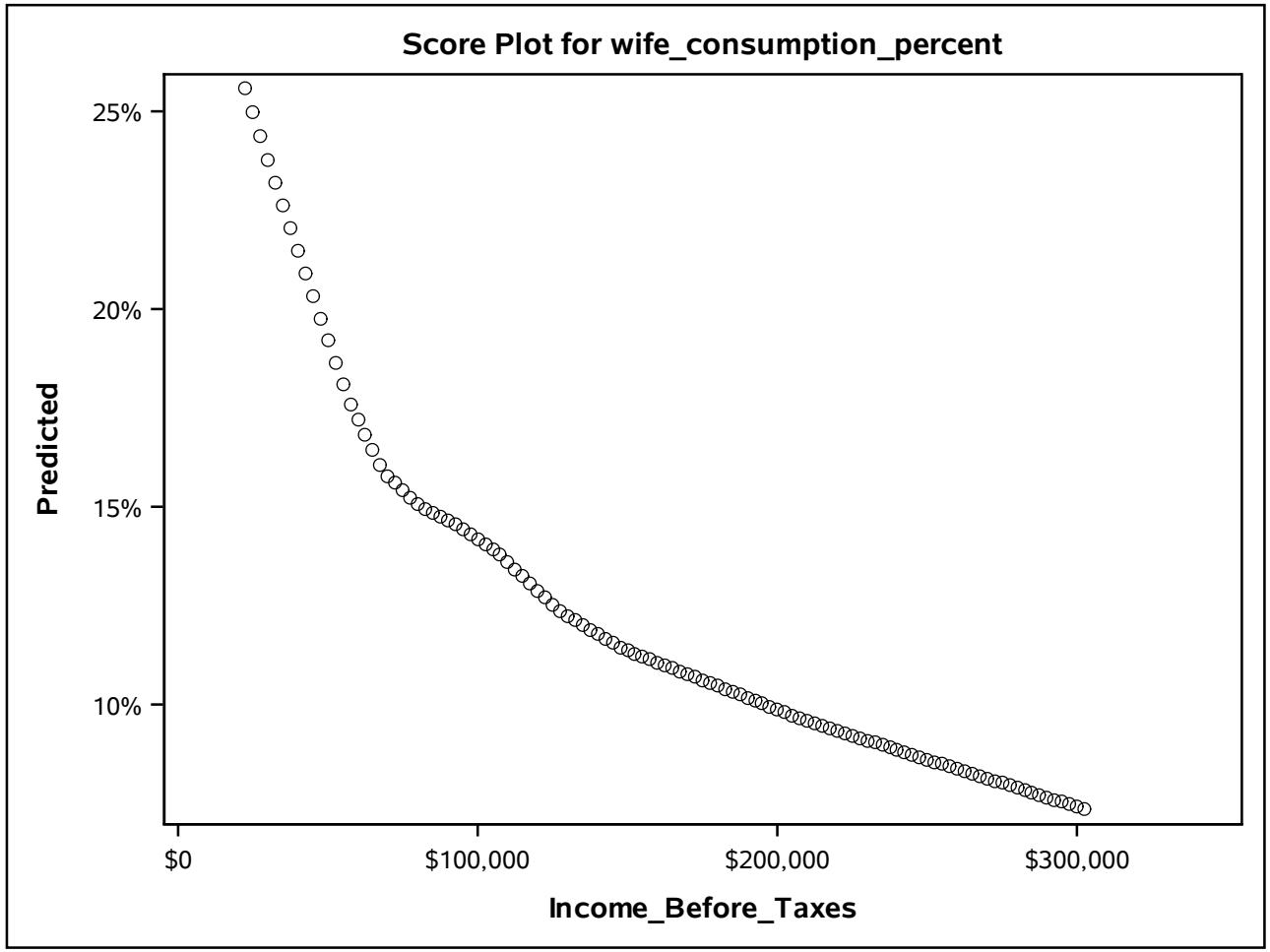

Table E-2. Consumption expenditures (2013-15$) in wage-earning husband and wife (under age 65) with one child age 6-15 families
Wife - Localized regression smoothing and non-linear smoothing of localized regression

The NLIN Procedure
Dependent Variable loess_wife_percent
Method: Gauss-Newton

Iterative Phase			
Iter	wife_alpha	wife_beta	Sum of Squares
0	65.0000	-0.5000	0.5294
1	27.5249	-0.4793	0.0693
2	29.8523	-0.4665	0.00246
3	30.1508	-0.4691	0.00171
4	30.1458	-0.4691	0.00171

NOTE: Convergence criterion met.

Table E-2. Consumption expenditures (2013-15$) in wage-earning husband and wife (under age 65) with one child age 6-15 families
Wife - Localized regression smoothing and non-linear smoothing of localized regression

The NLIN Procedure
Dependent Variable loess_wife_percent
Method: Gauss-Newton

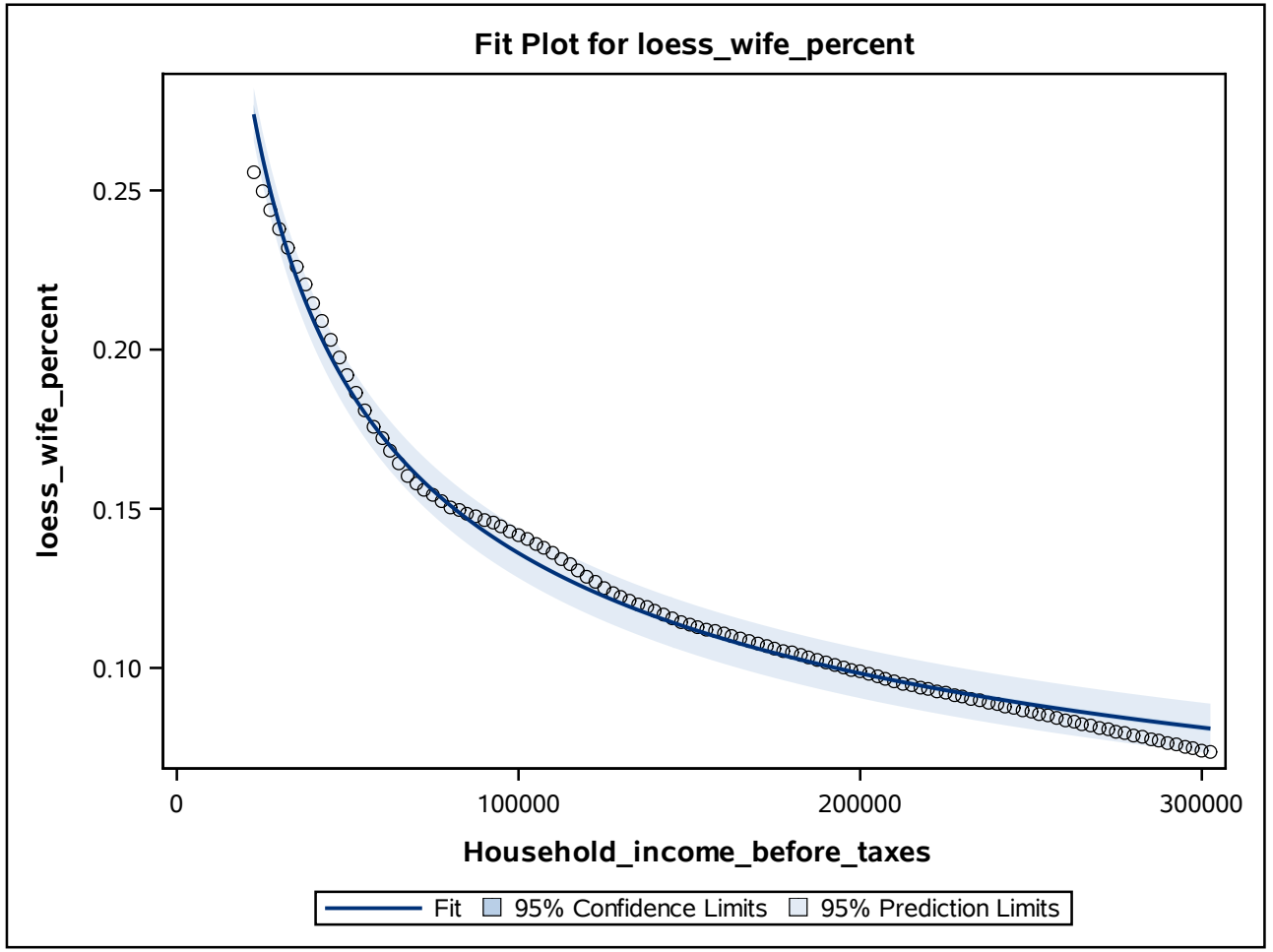

Estimation Summary	
Method	Gauss-Newton
Iterations	4
R	1.17E-6
PPC(wife_alpha)	5.127E-7
RPC(wife_alpha)	0.000165

Table E-2. Consumption expenditures (2013-15$) in wage-earning husband and wife (under age 65) with one child age 6-15 families
Wife - Localized regression smoothing and non-linear smoothing of localized regression

The NLIN Procedure

Estimation Summary	
Object	0.000022
Objective	0.001705
Observations Read	113
Observations Used	113
Observations Missing	0

Note: An intercept was not specified for this model.

Source	DF	Sum of Squares	Mean Square	F Value	Approx Pr > F
Model	2	1.9452	0.9726	63304.3	<.0001
Error	111	0.00171	0.000015		
Uncorrected Total	113	1.9469			

Parameter	Estimate	Approx Std Error	Approximate 95% Confidence Limits	
wife_alpha	30.1458	1.2548	27.6593	32.6322
wife_beta	-0.4691	0.00367	-0.4764	-0.4618

Approximate Correlation Matrix		
	wife_alpha	wife_beta
wife_alpha	1.0000000	-0.9977180
wife_beta	-0.9977180	1.0000000

Table E-3. Consumption expenditures (2013-15$) in wage-earning husband and wife (under age 65) with two children ages 6-15 families
Husband - Localized regression smoothing and non-linear smoothing of localized regression

The LOESS Procedure

Independent Variable Scaling	
Scaling applied: None	
Statistic	Income_Before_Taxes
Minimum Value	$21,784
Maximum Value	$310,465

Table E-3. Consumption expenditures (2013-15$) in wage-earning husband and wife (under age 65) with two children ages 6-15 families
Husband - Localized regression smoothing and non-linear smoothing of localized regression

The LOESS Procedure
Dependent Variable: husband_consumption_percent

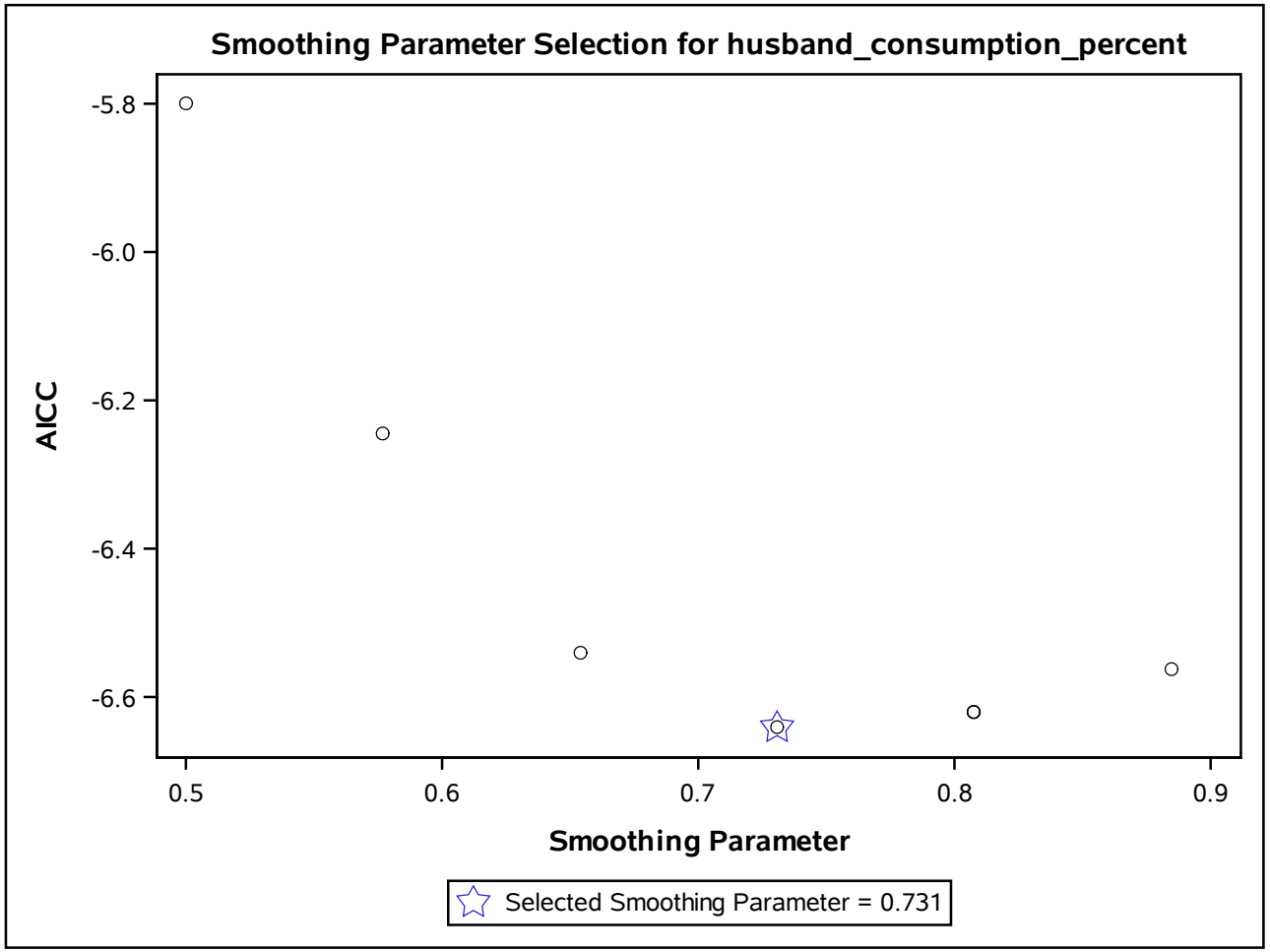

Optimal Smoothing Criterion	
AICC	Smoothing Parameter
-6.64103	0.73077

Table E-3. Consumption expenditures (2013-15$) in wage-earning husband and wife (under age 65) with two children ages 6-15 families
Husband - Localized regression smoothing and non-linear smoothing of localized regression

The LOESS Procedure
Selected Smoothing Parameter: 0.731
Dependent Variable: husband_consumption_percent

Fit Summary	
Fit Method	kd Tree
Blending	Linear
Number of Observations	13
Number of Fitting Points	13
kd Tree Bucket Size	1
Degree of Local Polynomials	1
Smoothing Parameter	0.73077
Points in Local Neighborhood	9
Residual Sum of Squares	0.00153
Trace[L]	3.95853
GCV	0.00001868
AICC	-6.64103

Table E-3. Consumption expenditures (2013-15$) in wage-earning husband and wife (under age 65) with two children ages 6-15 families
Husband - Localized regression smoothing and non-linear smoothing of localized regression

The LOESS Procedure
Selected Smoothing Parameter: 0.731
Dependent Variable: husband_consumption_percent

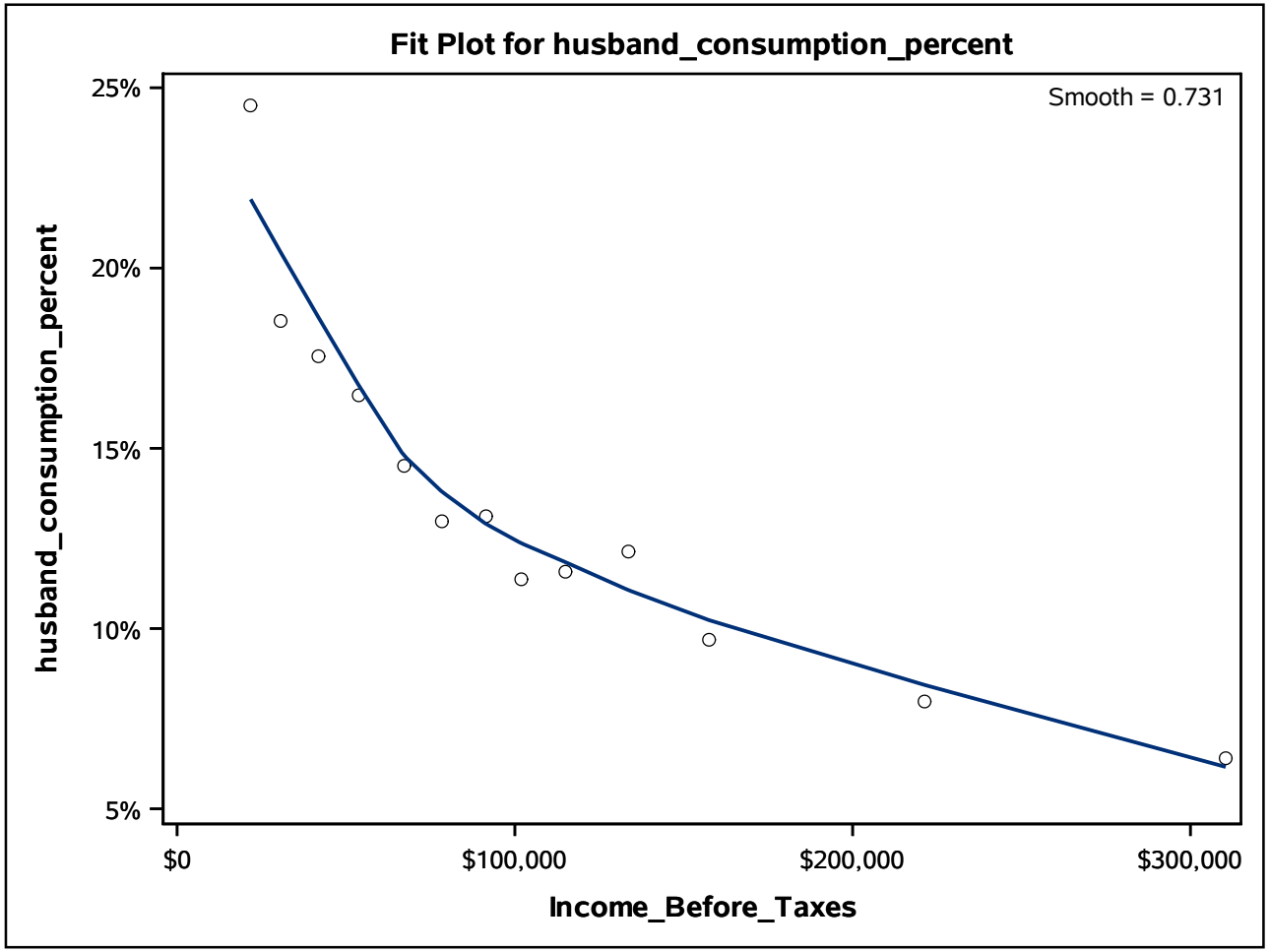

Table E-3. Consumption expenditures (2013-15$) in wage-earning husband and wife (under age 65) with two children ages 6-15 families
Husband - Localized regression smoothing and non-linear smoothing of localized regression

The LOESS Procedure
Selected Smoothing Parameter: 0.731
Dependent Variable: husband_consumption_percent

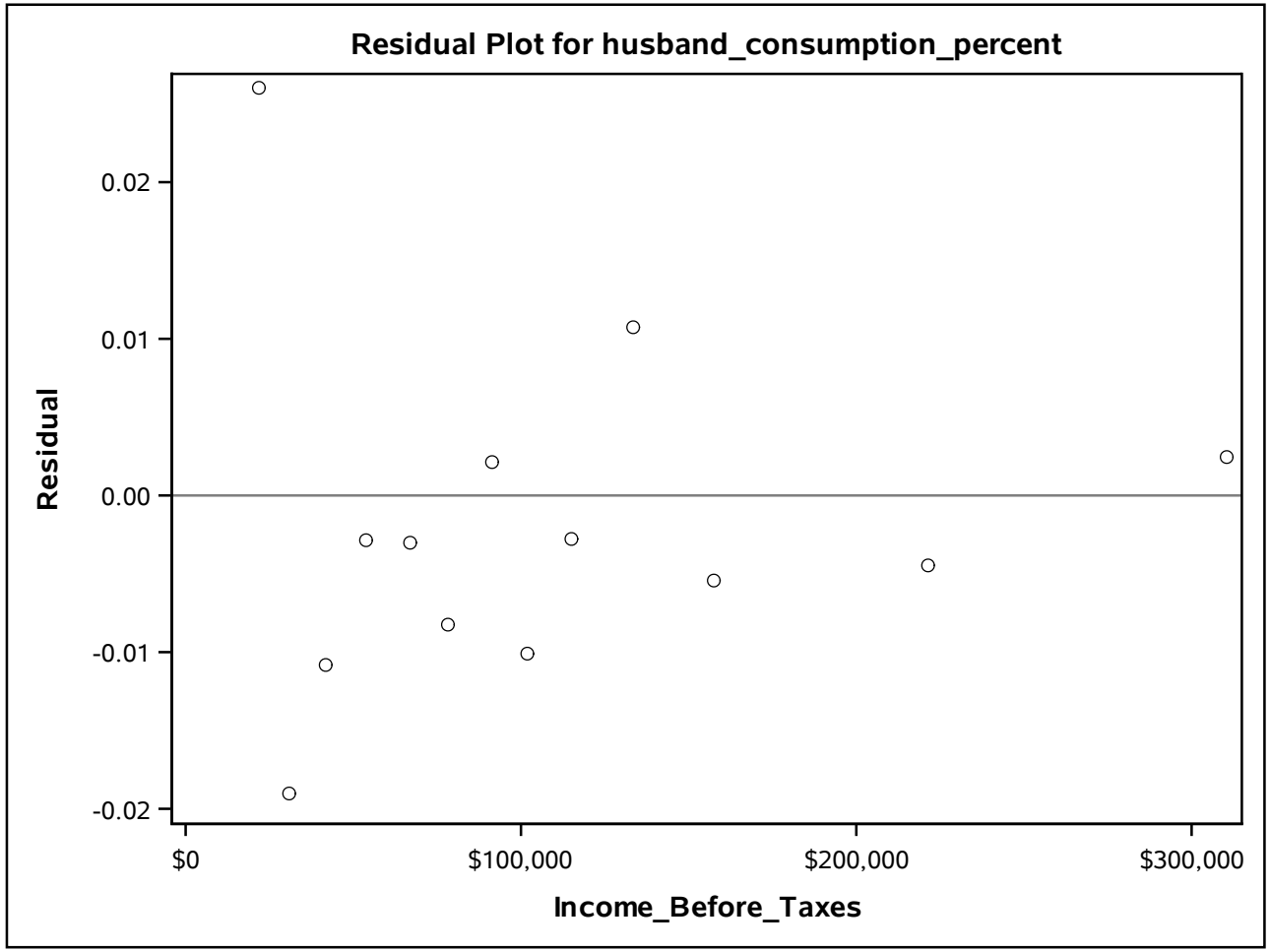

Table E-3. Consumption expenditures (2013-15$) in wage-earning husband and wife (under age 65) with two children ages 6-15 families
Husband - Localized regression smoothing and non-linear smoothing of localized regression

The LOESS Procedure
Selected Smoothing Parameter: 0.731
Dependent Variable: husband_consumption_percent

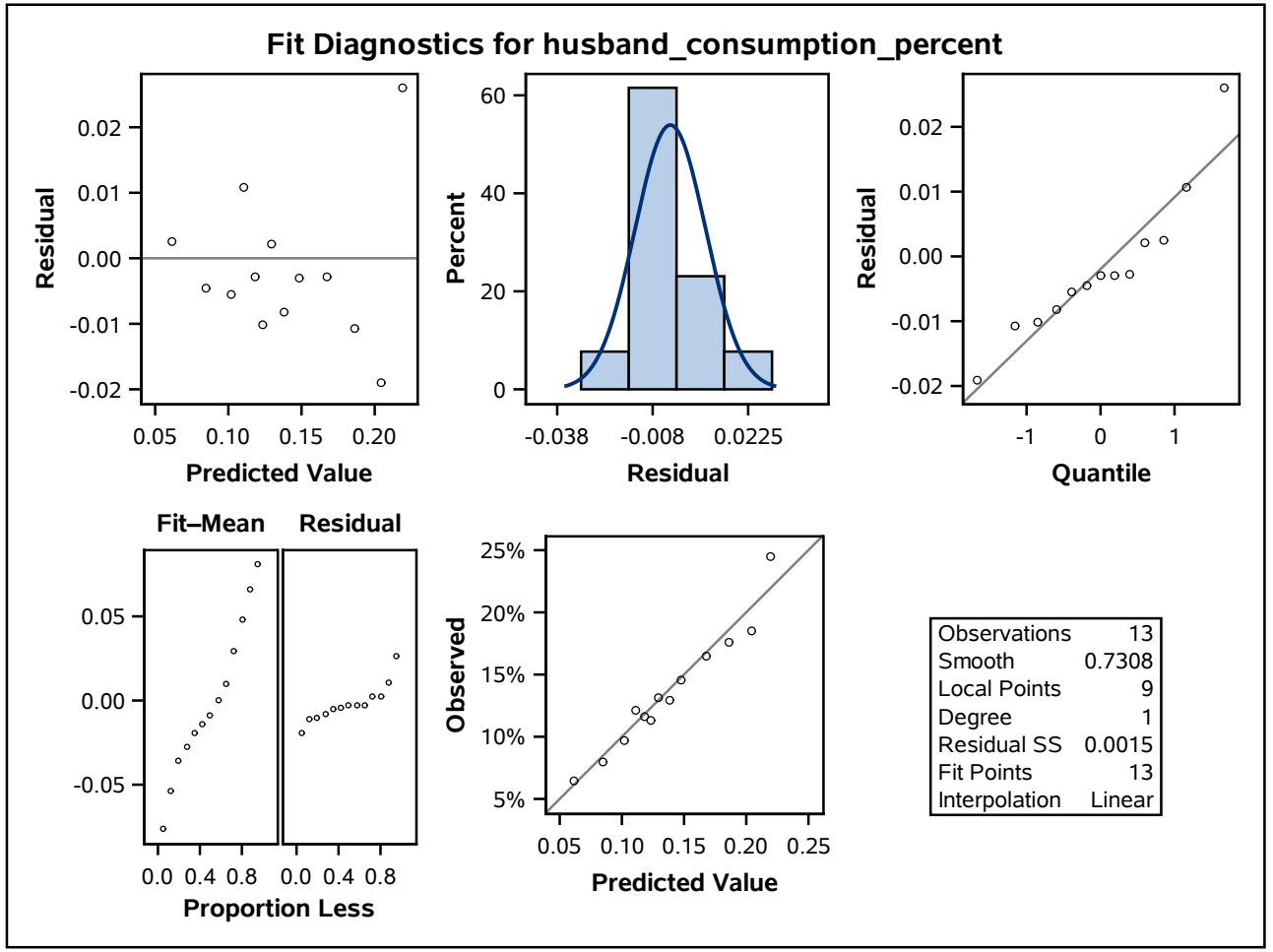

Table E-3. Consumption expenditures (2013-15$) in wage-earning husband and wife (under age 65) with two children ages 6-15 families
Husband - Localized regression smoothing and non-linear smoothing of localized regression

The LOESS Procedure
Selected Smoothing Parameter: 0.731

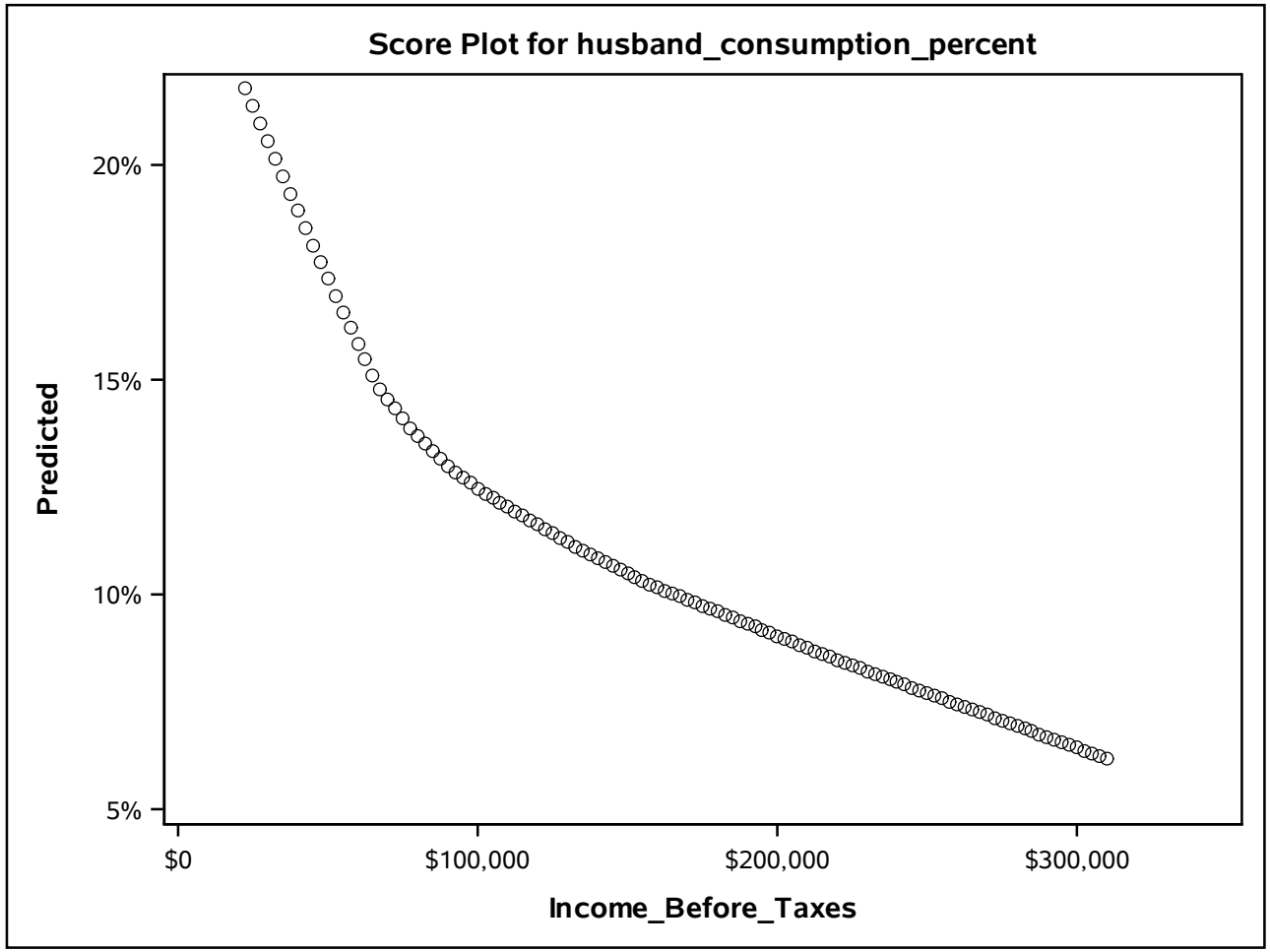

Table E-3. Consumption expenditures (2013-15$) in wage-earning husband and wife (under age 65) with two children ages 6-15 families
Husband - Localized regression smoothing and non-linear smoothing of localized regression

The NLIN Procedure
Dependent Variable loess_husband_percent
Method: Gauss-Newton

Iterative Phase			
Iter	husband_alpha	husband_beta	Sum of Squares
0	65.0000	-0.5000	0.7748
1	18.4773	-0.4731	0.1903
2	22.4916	-0.4458	0.0151
3	23.1353	-0.4554	0.00311
4	23.1941	-0.4559	0.00310
5	23.1899	-0.4559	0.00310

NOTE: Convergence criterion met.

Table E-3. Consumption expenditures (2013-15$) in wage-earning husband and wife (under age 65) with two children ages 6-15 families
Husband - Localized regression smoothing and non-linear smoothing of localized regression

The NLIN Procedure
Dependent Variable loess_husband_percent
Method: Gauss-Newton

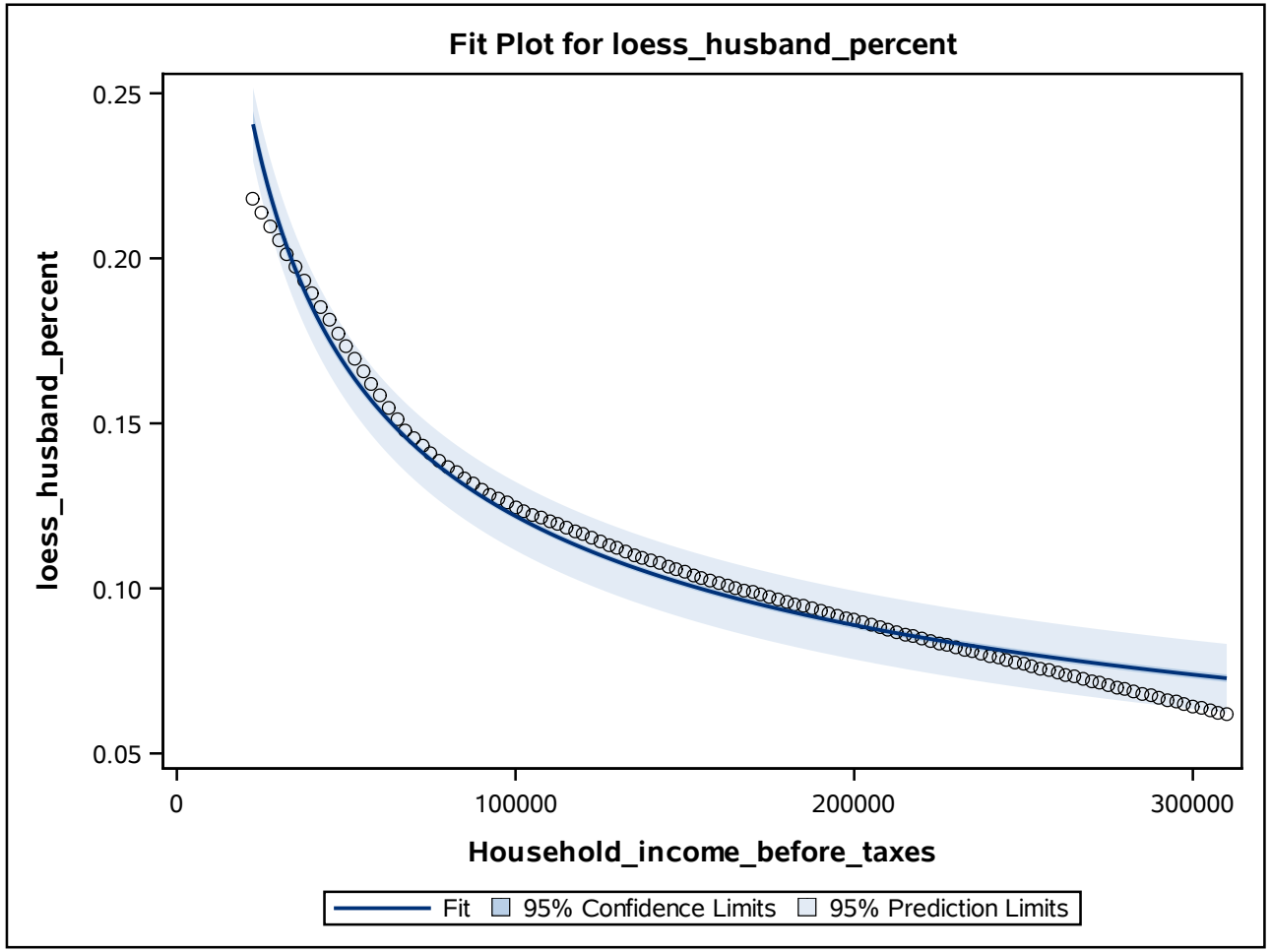

Estimation Summary	
Method	Gauss-Newton
Iterations	5
R	9.678E-6
PPC(husband_alpha)	6.327E-6
RPC(husband_alpha)	0.00018

Table E-3. Consumption expenditures (2013-15$) in wage-earning husband and wife (under age 65) with two children ages 6-15 families Husband - Localized regression smoothing and non-linear smoothing of localized regression

The NLIN Procedure

Estimation Summary	
Object	7.338E-8
Objective	0.003098
Observations Read	116
Observations Used	116
Observations Missing	0

Note: An intercept was not specified for this model.

Source	DF	Sum of Squares	Mean Square	F Value	Approx Pr > F
Model	2	1.5701	0.7851	28888.2	<.0001
Error	114	0.00310	0.000027		
Uncorrected Total	116	1.5732			

Parameter	Estimate	Approx Std Error	Approximate 95% Confidence Limits	
husband_alpha	23.1899	1.4205	20.3759	26.0040
husband_beta	-0.4559	0.00538	-0.4665	-0.4452

Approximate Correlation Matrix		
	husband_alpha	**husband_beta**
husband_alpha	1.0000000	-0.9976910
husband_beta	-0.9976910	1.0000000

Table E-3. Consumption expenditures (2013-15$) in wage-earning husband and wife (under age 65) with two children ages 6-15 families
Wife - Localized regression smoothing and non-linear smoothing of localized regression

The LOESS Procedure

Independent Variable Scaling	
Scaling applied: None	
Statistic	**Income_Before_Taxes**
Minimum Value	$21,784
Maximum Value	$310,465

Table E-3. Consumption expenditures (2013-15$) in wage-earning husband and wife (under age 65) with two children ages 6-15 families
Wife - Localized regression smoothing and non-linear smoothing of localized regression

The LOESS Procedure
Dependent Variable: wife_consumption_percent

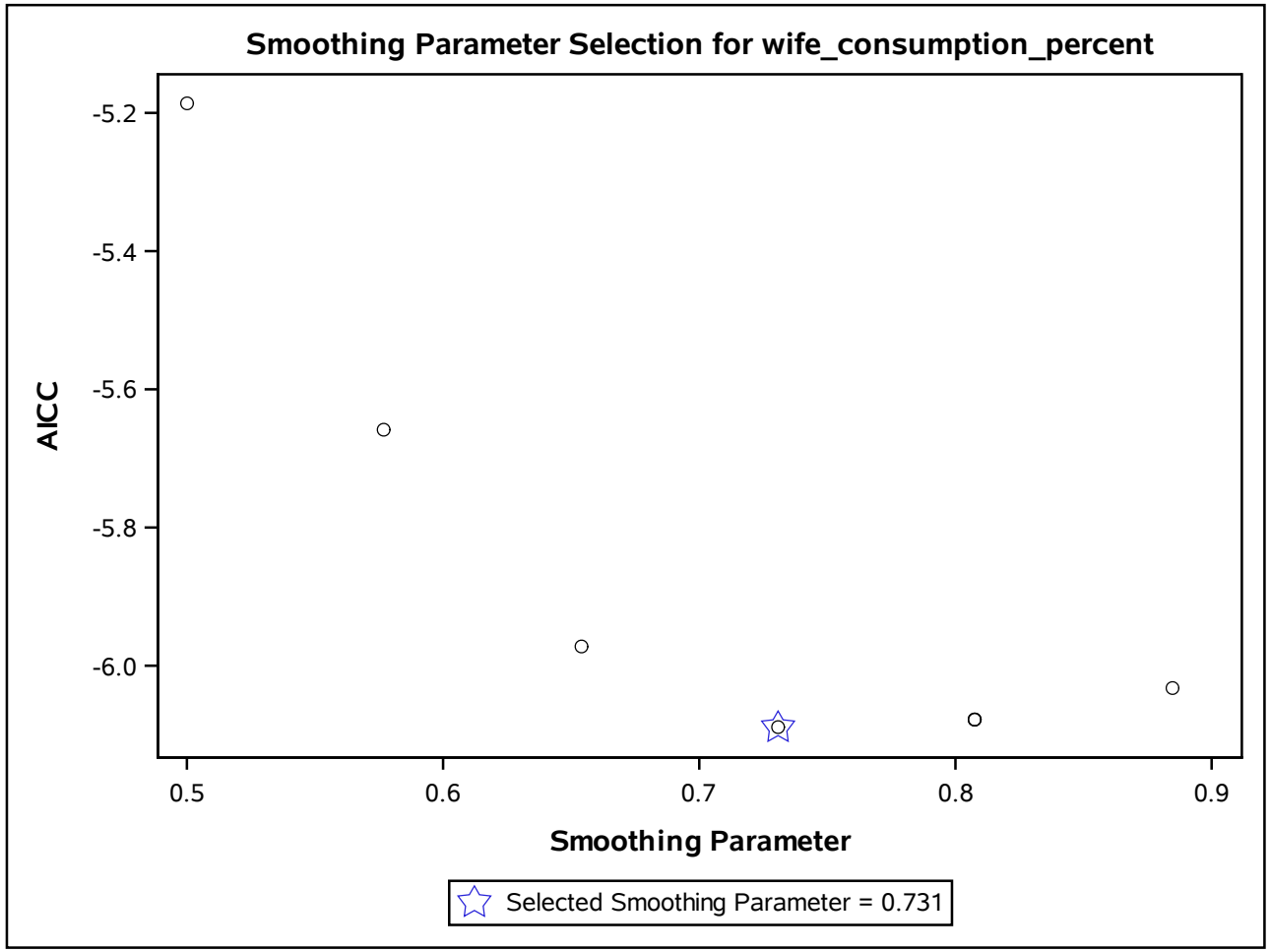

Optimal Smoothing Criterion	
AICC	Smoothing Parameter
-6.08924	0.73077

Table E-3. Consumption expenditures (2013-15$) in wage-earning husband and wife (under age 65) with two children ages 6-15 families
Wife - Localized regression smoothing and non-linear smoothing of localized regression

The LOESS Procedure
Selected Smoothing Parameter: 0.731
Dependent Variable: wife_consumption_percent

Fit Summary	
Fit Method	kd Tree
Blending	Linear
Number of Observations	13
Number of Fitting Points	13
kd Tree Bucket Size	1
Degree of Local Polynomials	1
Smoothing Parameter	0.73077
Points in Local Neighborhood	9
Residual Sum of Squares	0.00265
Trace[L]	3.95853
GCV	0.00003243
AICC	-6.08924

Table E-3. Consumption expenditures (2013-15$) in wage-earning husband and wife (under age 65) with two children ages 6-15 families
Wife - Localized regression smoothing and non-linear smoothing of localized regression

The LOESS Procedure
Selected Smoothing Parameter: 0.731
Dependent Variable: wife_consumption_percent

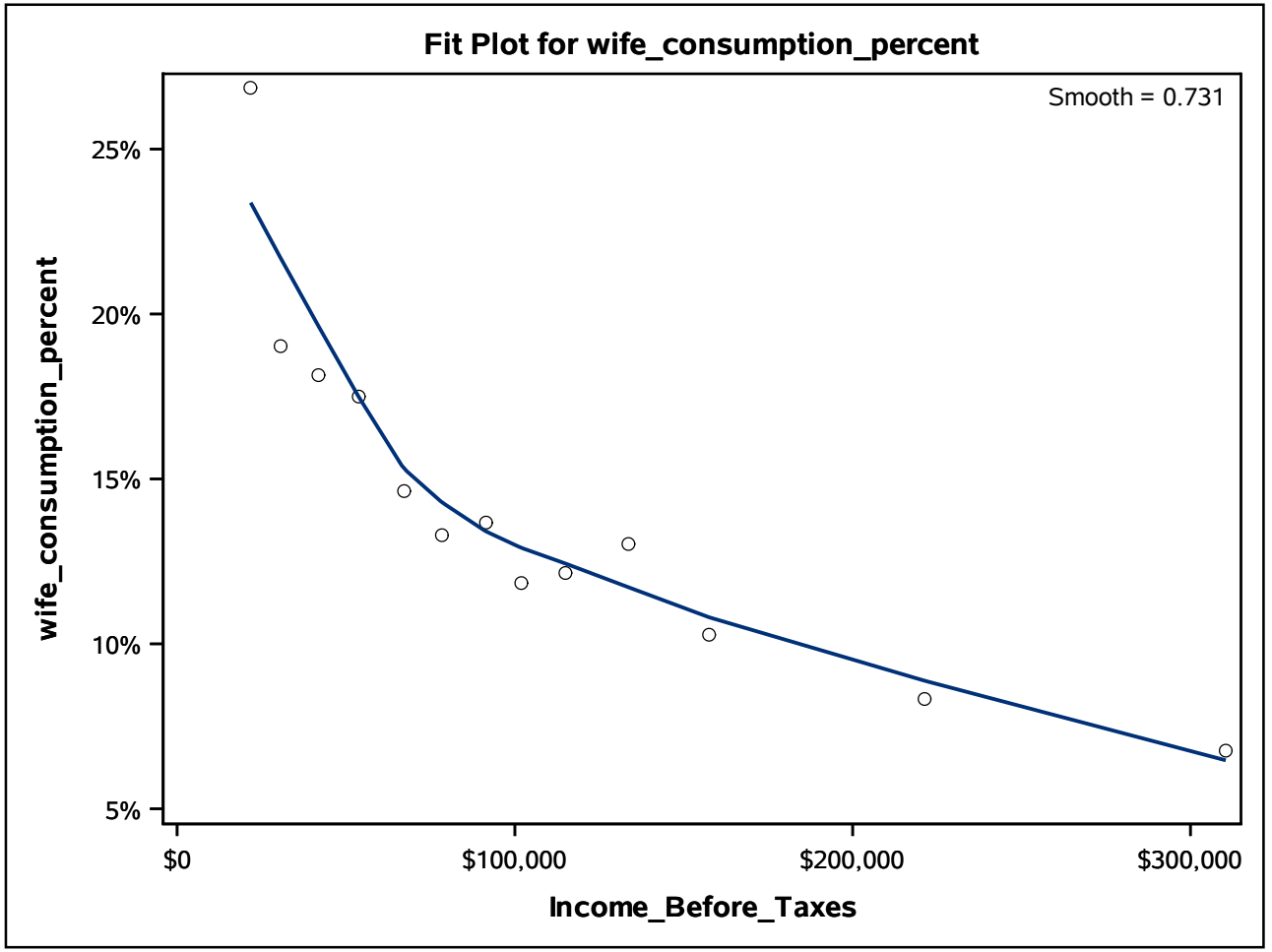

Table E-3. Consumption expenditures (2013-15$) in wage-earning husband and wife (under age 65) with two children ages 6-15 families
Wife - Localized regression smoothing and non-linear smoothing of localized regression

The LOESS Procedure
Selected Smoothing Parameter: 0.731
Dependent Variable: wife_consumption_percent

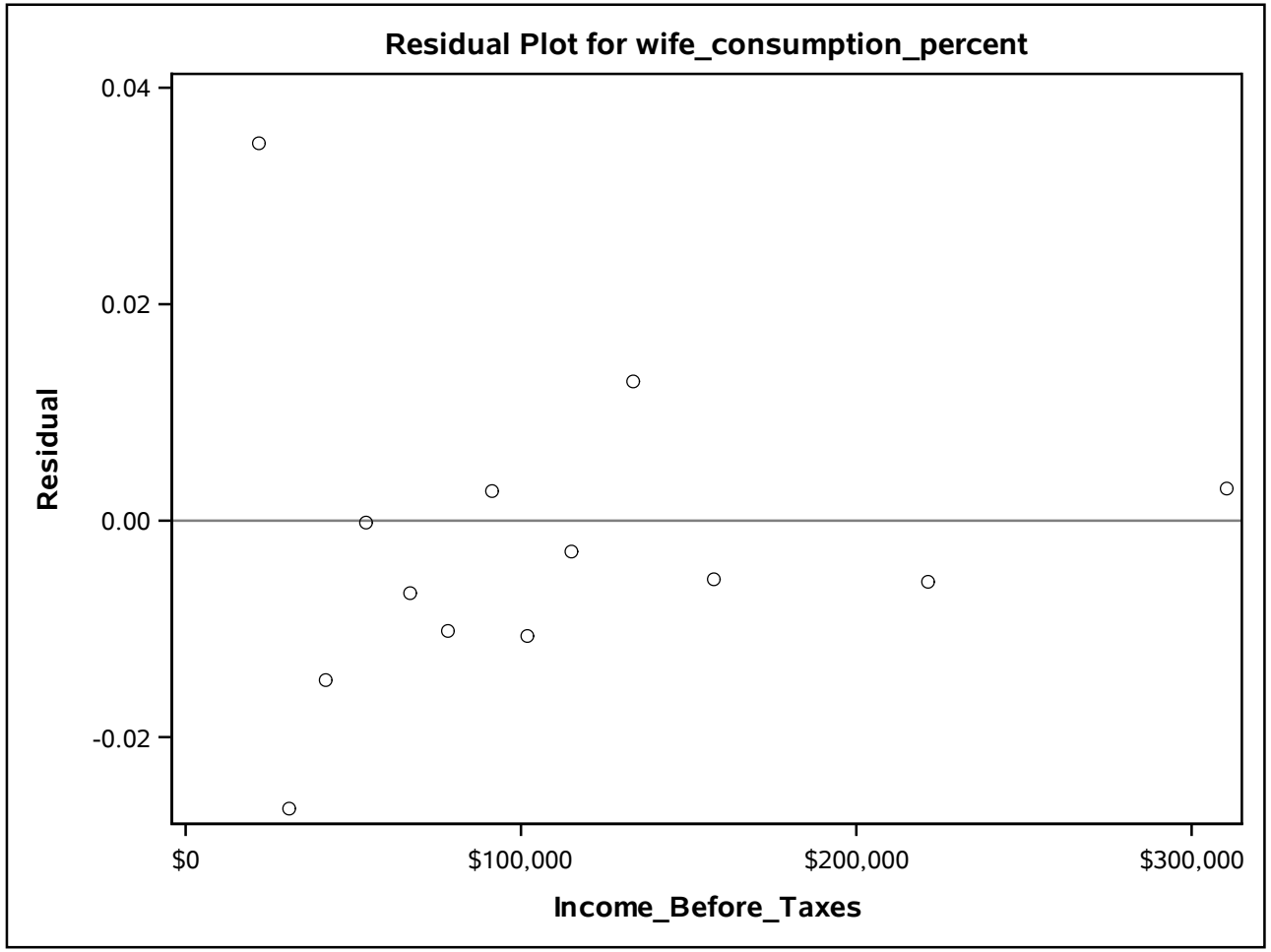

Table E-3. Consumption expenditures (2013-15$) in wage-earning husband and wife (under age 65) with two children ages 6-15 families
Wife - Localized regression smoothing and non-linear smoothing of localized regression

The LOESS Procedure
Selected Smoothing Parameter: 0.731
Dependent Variable: wife_consumption_percent

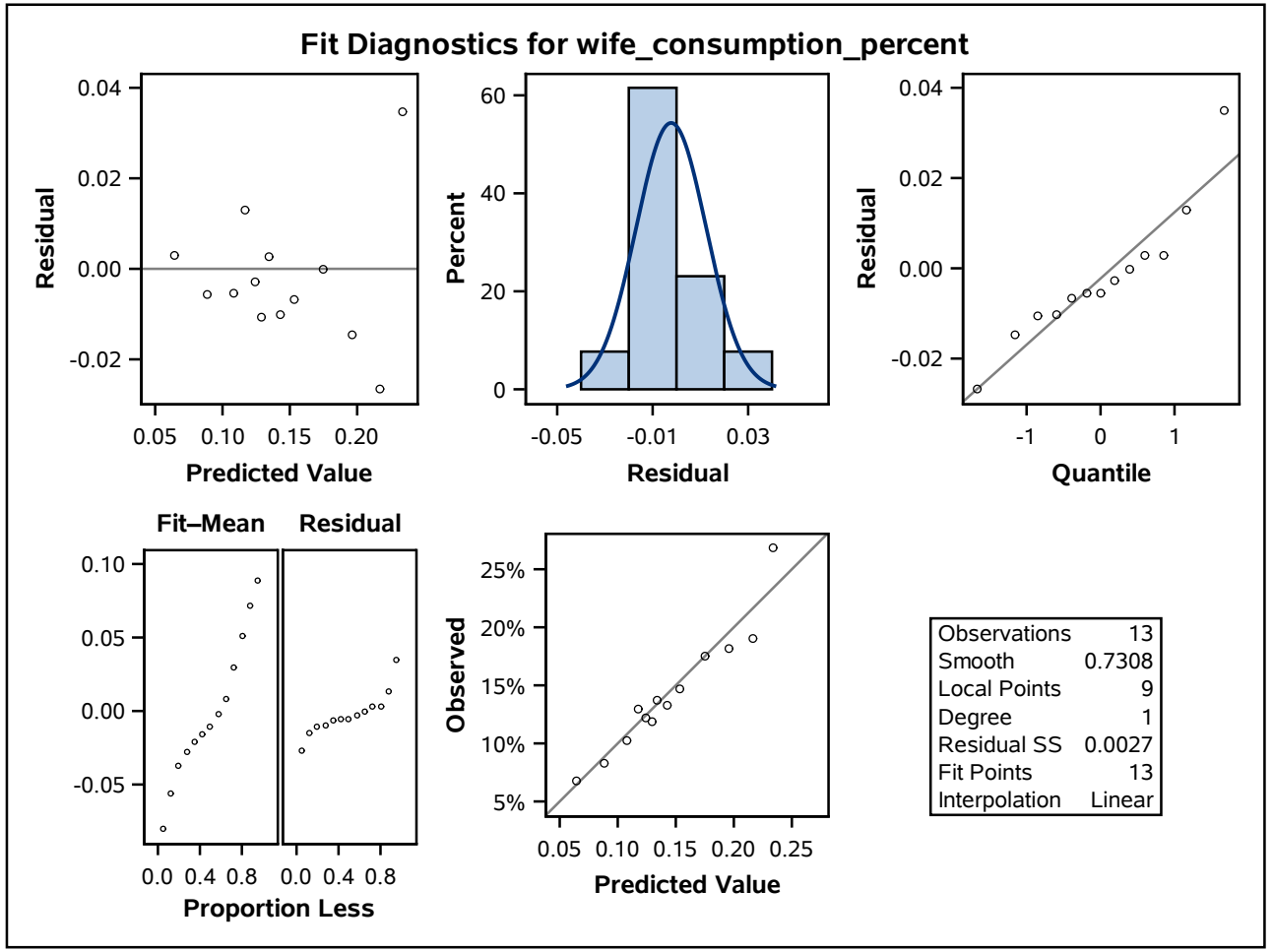

Table E-3. Consumption expenditures (2013-15$) in wage-earning husband and wife (under age 65) with two children ages 6-15 families
Wife - Localized regression smoothing and non-linear smoothing of localized regression

The LOESS Procedure
Selected Smoothing Parameter: 0.731

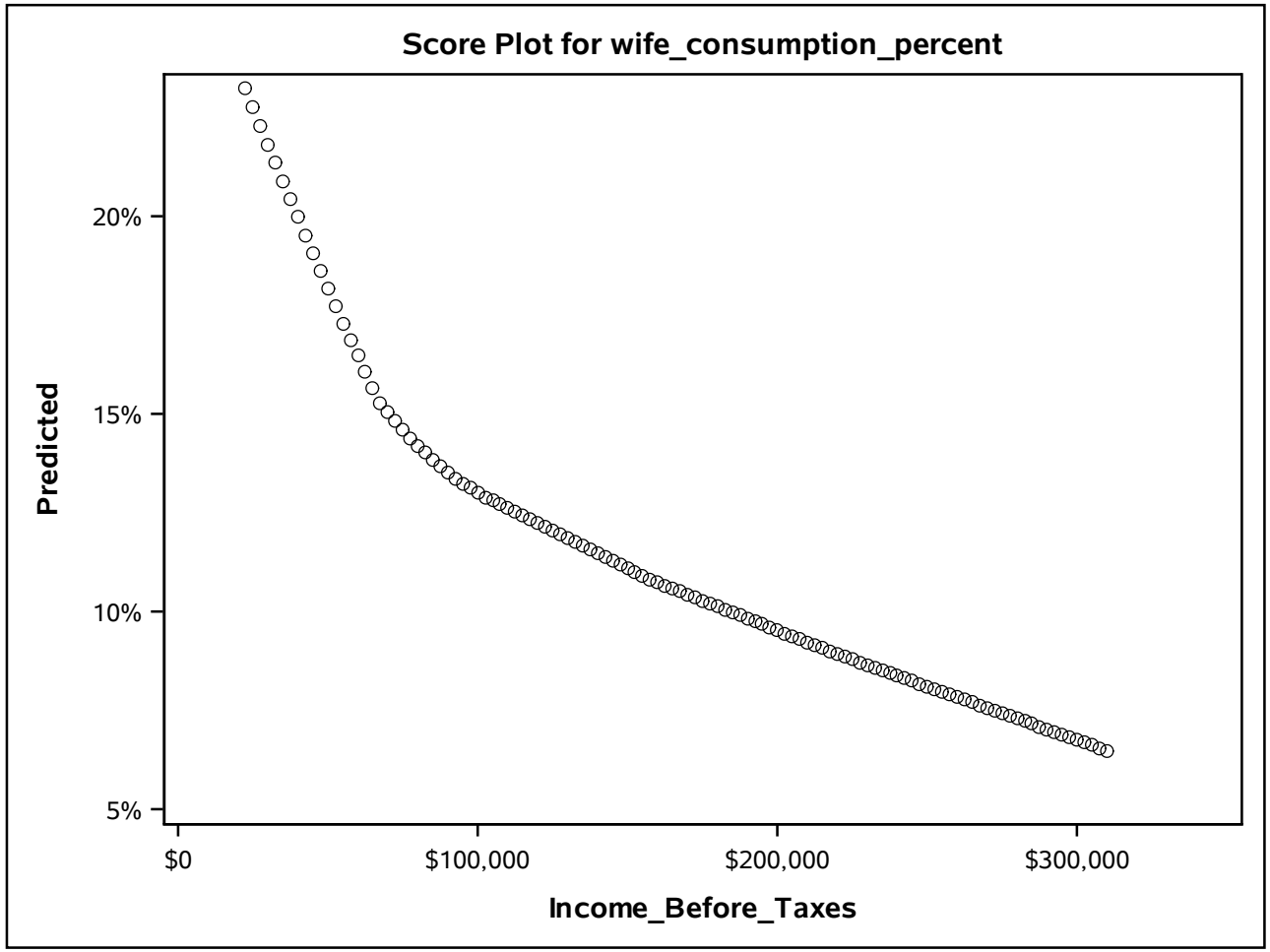

Table E-3. Consumption expenditures (2013-15$) in wage-earning husband and wife (under age 65) with two children ages 6-15 families
Wife - Localized regression smoothing and non-linear smoothing of localized regression

The NLIN Procedure
Dependent Variable loess_wife_percent
Method: Gauss-Newton

Iterative Phase			
Iter	wife_alpha	wife_beta	Sum of Squares
0	65.0000	-0.5000	0.6662
1	20.4741	-0.4732	0.1701
2	24.3720	-0.4503	0.0103
3	24.9201	-0.4576	0.00309
4	24.9481	-0.4579	0.00309
5	24.9461	-0.4579	0.00309

NOTE: Convergence criterion met.

Table E-3. Consumption expenditures (2013-15$) in wage-earning husband and wife (under age 65) with two children ages 6-15 families
Wife - Localized regression smoothing and non-linear smoothing of localized regression

The NLIN Procedure
Dependent Variable loess_wife_percent
Method: Gauss-Newton

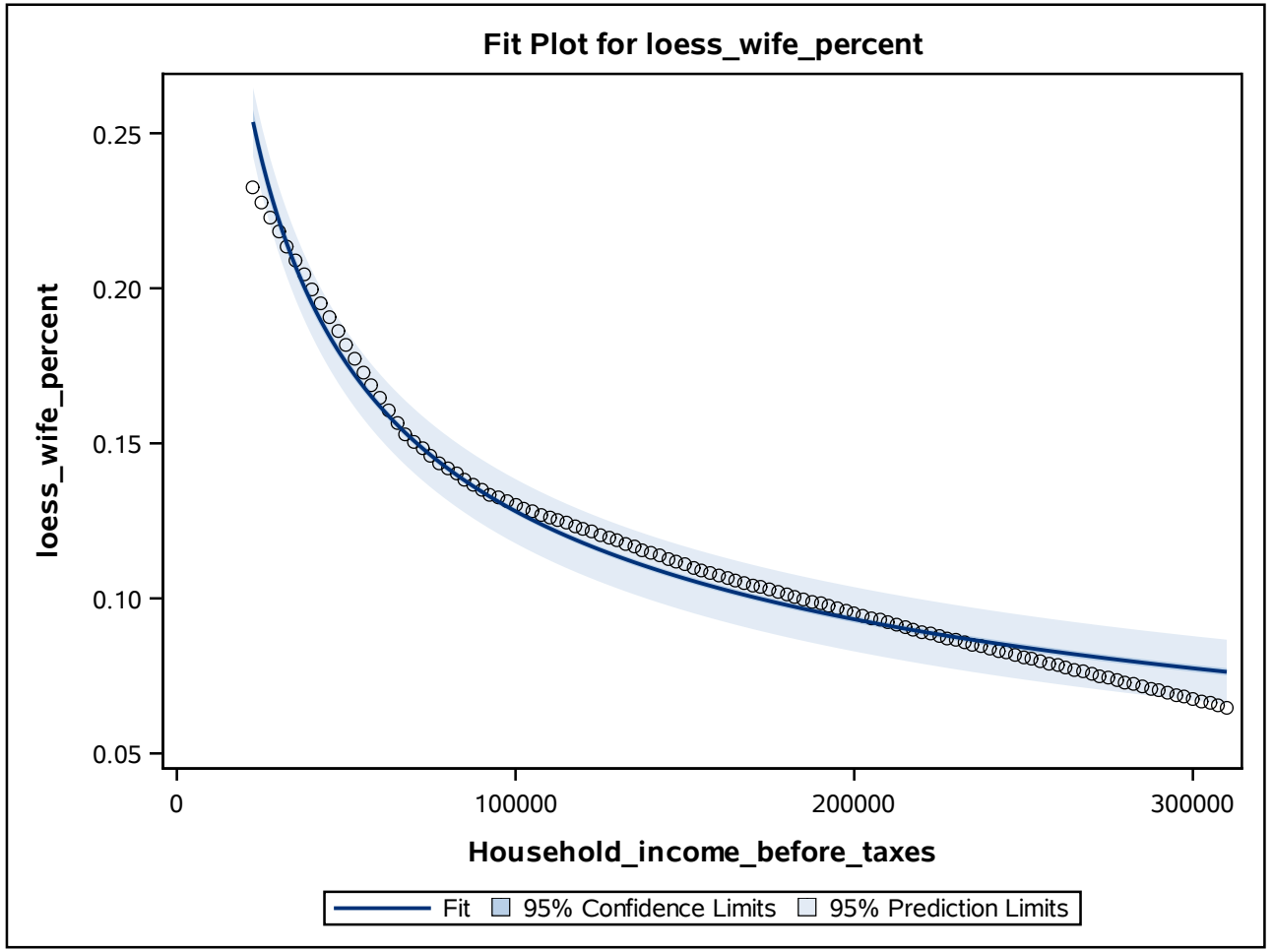

Estimation Summary	
Method	Gauss-Newton
Iterations	5
R	3.916E-6
PPC(wife_alpha)	2.428E-6
RPC(wife_alpha)	0.000081

Table E-3. Consumption expenditures (2013-15$) in wage-earning husband and wife (under age 65) with two children ages 6-15 families
Wife - Localized regression smoothing and non-linear smoothing of localized regression

The NLIN Procedure

Estimation Summary	
Object	1.652E-8
Objective	0.003086
Observations Read	116
Observations Used	116
Observations Missing	0

Note: An intercept was not specified for this model.

Source	DF	Sum of Squares	Mean Square	F Value	Approx Pr > F
Model	2	1.7351	0.8676	32043.5	<.0001
Error	114	0.00309	0.000027		
Uncorrected Total	116	1.7382			

Parameter	Estimate	Approx Std Error	Approximate 95% Confidence Limits	
wife_alpha	24.9461	1.4504	22.0728	27.8194
wife_beta	-0.4579	0.00511	-0.4680	-0.4478

Approximate Correlation Matrix		
	wife_alpha	**wife_beta**
wife_alpha	1.0000000	-0.9976894
wife_beta	-0.9976894	1.0000000

Table E-4. Consumption expenditures (2013-15$) in wage-earning husband and wife (under age 65) with three children ages 6-15 families
Husband - Localized regression smoothing and non-linear smoothing of localized regression

The LOESS Procedure

Independent Variable Scaling	
Scaling applied: None	
Statistic	**Income_Before_Taxes**
Minimum Value	$21,475
Maximum Value	$285,136

Table E-4. Consumption expenditures (2013-15$) in wage-earning husband and wife (under age 65) with three children ages 6-15 families Husband - Localized regression smoothing and non-linear smoothing of localized regression

The LOESS Procedure
Dependent Variable: husband_consumption_percent

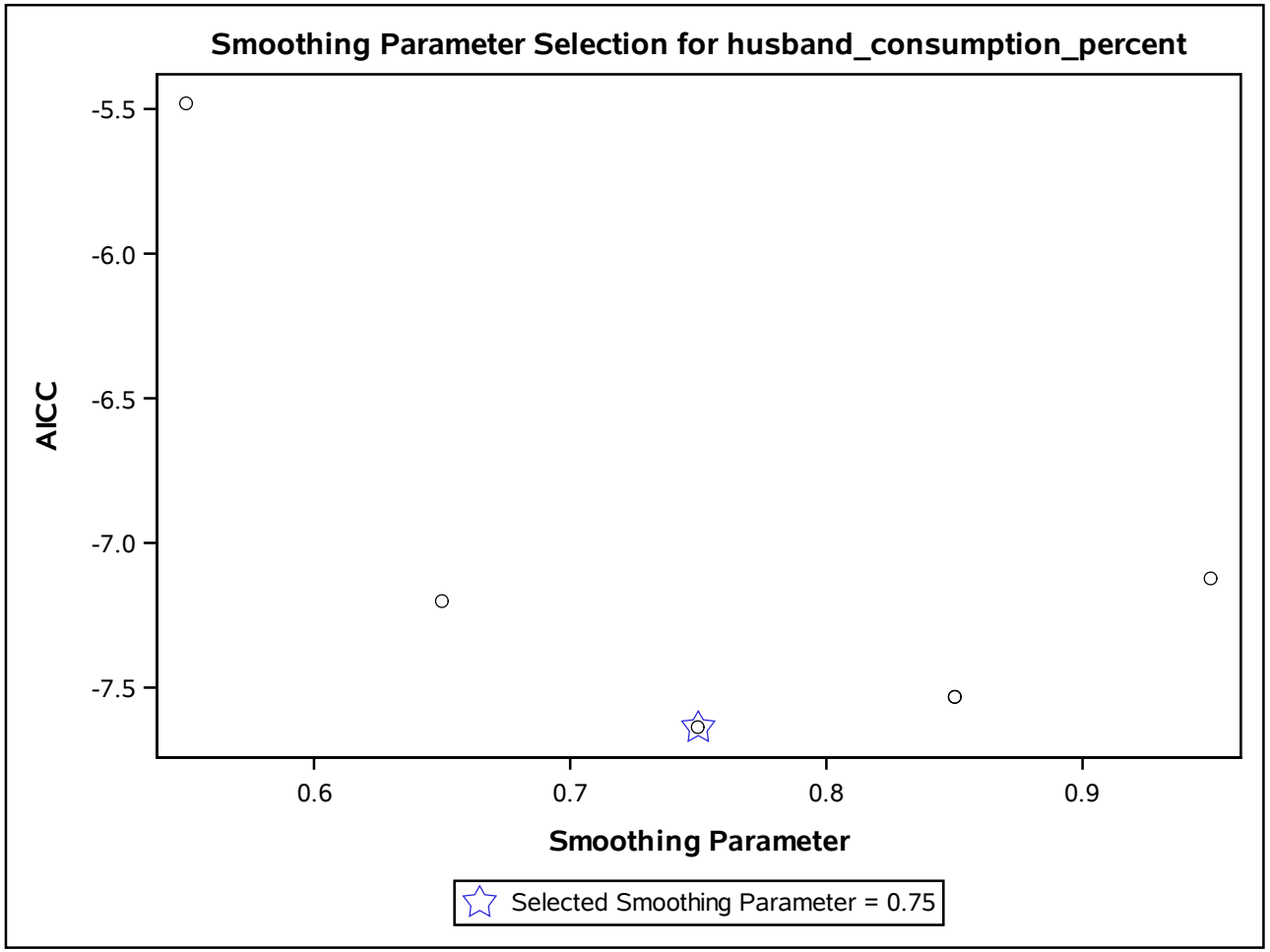

Optimal Smoothing Criterion	
AICC	Smoothing Parameter
-7.63753	0.75000

Table E-4. Consumption expenditures (2013-15$) in wage-earning husband and wife (under age 65) with three children ages 6-15 families Husband - Localized regression smoothing and non-linear smoothing of localized regression

The LOESS Procedure
Selected Smoothing Parameter: 0.75
Dependent Variable: husband_consumption_percent

Fit Summary	
Fit Method	kd Tree
Blending	Linear
Number of Observations	10
Number of Fitting Points	10
kd Tree Bucket Size	1
Degree of Local Polynomials	1
Smoothing Parameter	0.75000
Points in Local Neighborhood	7
Residual Sum of Squares	0.00017804
Trace[L]	3.81255
GCV	0.00000465
AICC	-7.63753

Table E-4. Consumption expenditures (2013-15$) in wage-earning husband and wife (under age 65) with three children ages 6-15 families
Husband - Localized regression smoothing and non-linear smoothing of localized regression

The LOESS Procedure
Selected Smoothing Parameter: 0.75
Dependent Variable: husband_consumption_percent

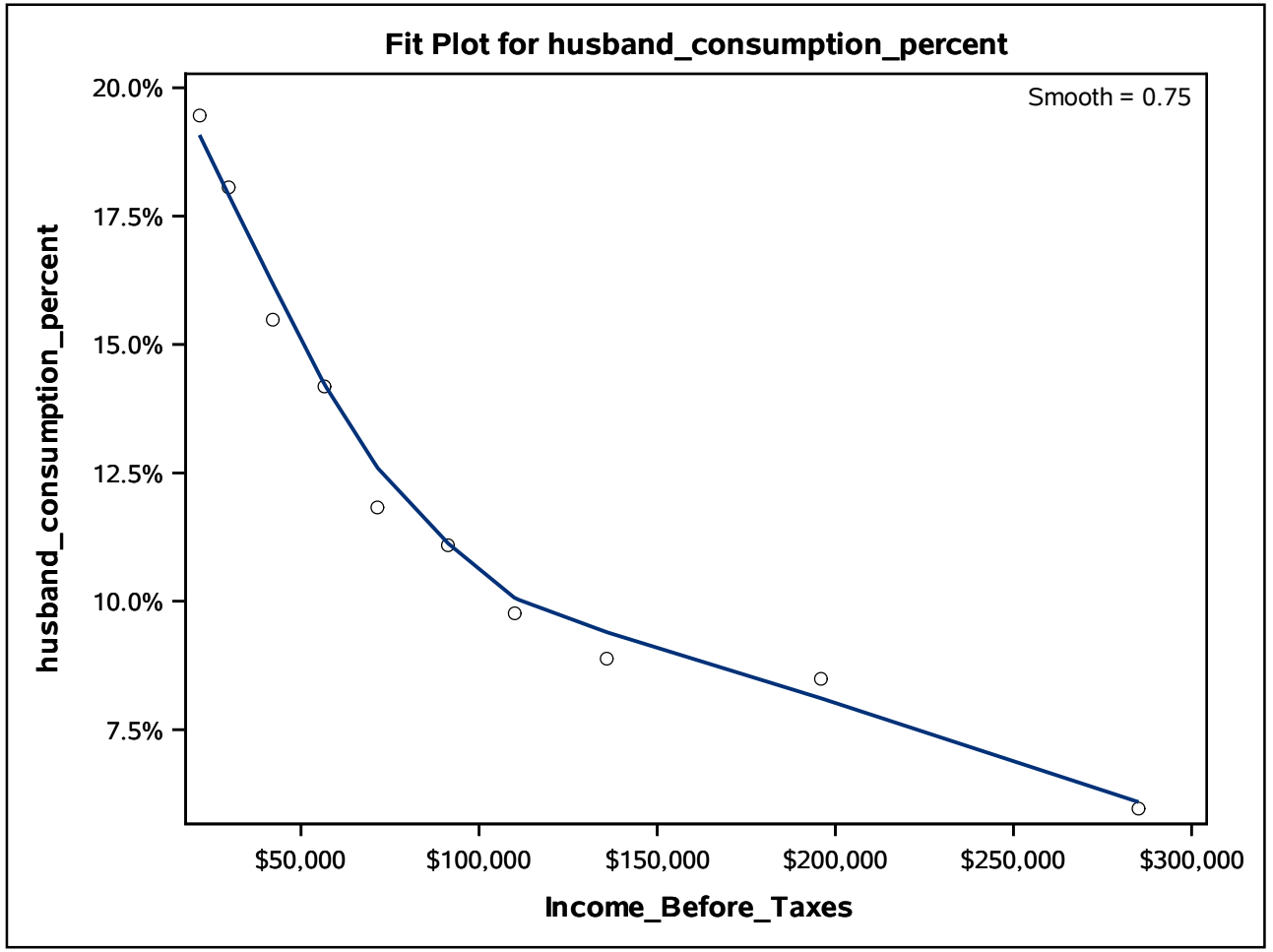

Table E-4. Consumption expenditures (2013-15$) in wage-earning husband and wife (under age 65) with three children ages 6-15 families
Husband - Localized regression smoothing and non-linear smoothing of localized regression

The LOESS Procedure
Selected Smoothing Parameter: 0.75
Dependent Variable: husband_consumption_percent

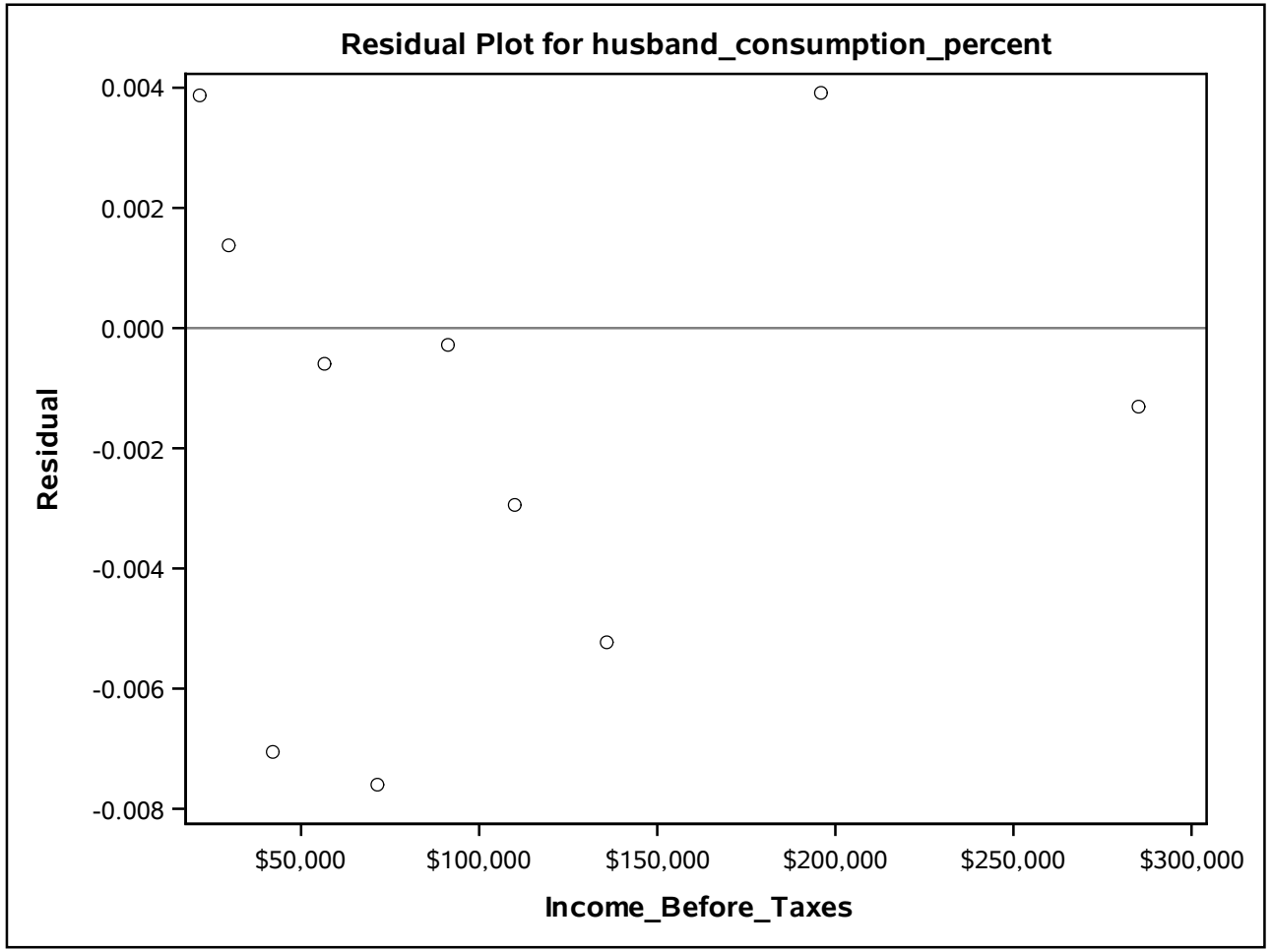

Table E-4. Consumption expenditures (2013-15$) in wage-earning husband and wife (under age 65) with three children ages 6-15 families Husband - Localized regression smoothing and non-linear smoothing of localized regression

The LOESS Procedure
Selected Smoothing Parameter: 0.75
Dependent Variable: husband_consumption_percent

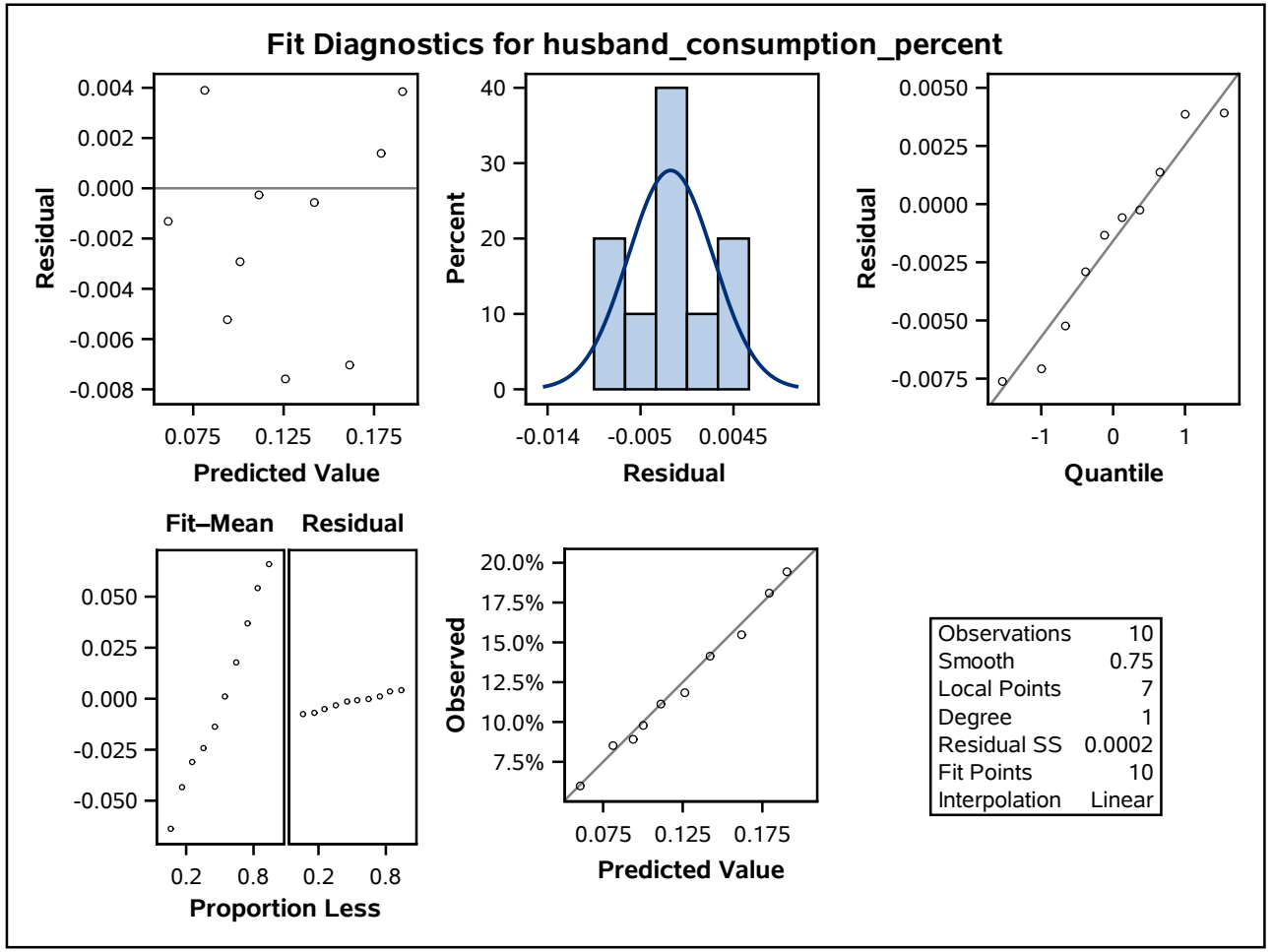

Table E-4. Consumption expenditures (2013-15$) in wage-earning husband and wife (under age 65) with three children ages 6-15 families
Husband - Localized regression smoothing and non-linear smoothing of localized regression

The LOESS Procedure
Selected Smoothing Parameter: 0.75

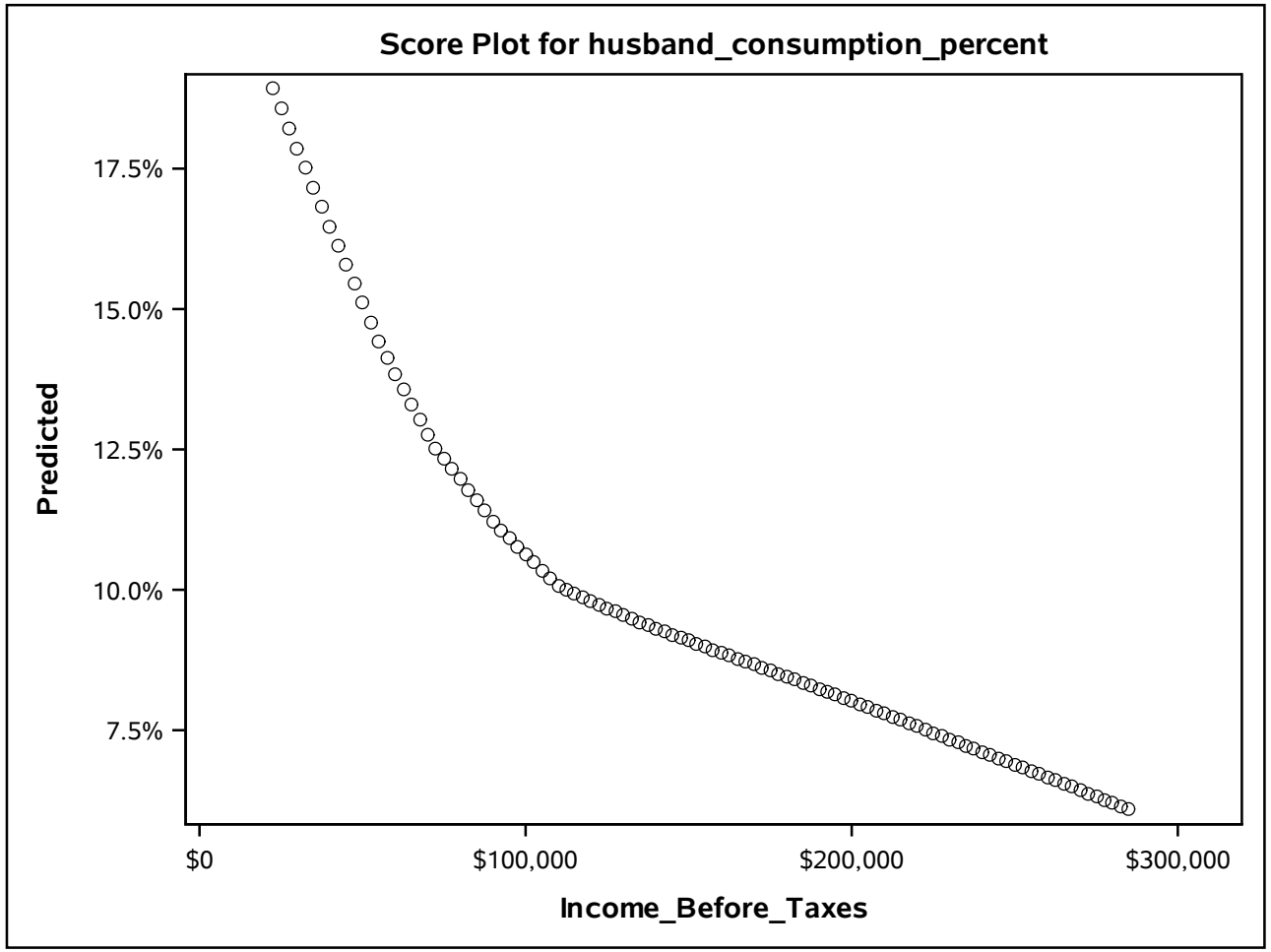

Table E-4. Consumption expenditures (2013-15$) in wage-earning husband and wife (under age 65) with three children ages 6-15 families
Husband - Localized regression smoothing and non-linear smoothing of localized regression

The NLIN Procedure
Dependent Variable loess_husband_percent
Method: Gauss-Newton

Iterative Phase			
Iter	husband_alpha	husband_beta	Sum of Squares
0	65.0000	-0.5000	1.0439
1	10.1537	-0.4683	0.3725
2	15.6070	-0.4008	0.2239
3	15.7658	-0.4284	0.00553
4	16.7917	-0.4391	0.00124
5	16.8745	-0.4396	0.00124
6	16.8730	-0.4395	0.00124

NOTE: Convergence criterion met.

Table E-4. Consumption expenditures (2013-15$) in wage-earning husband and wife (under age 65) with three children ages 6-15 families Husband - Localized regression smoothing and non-linear smoothing of localized regression

The NLIN Procedure
Dependent Variable loess_husband_percent
Method: Gauss-Newton

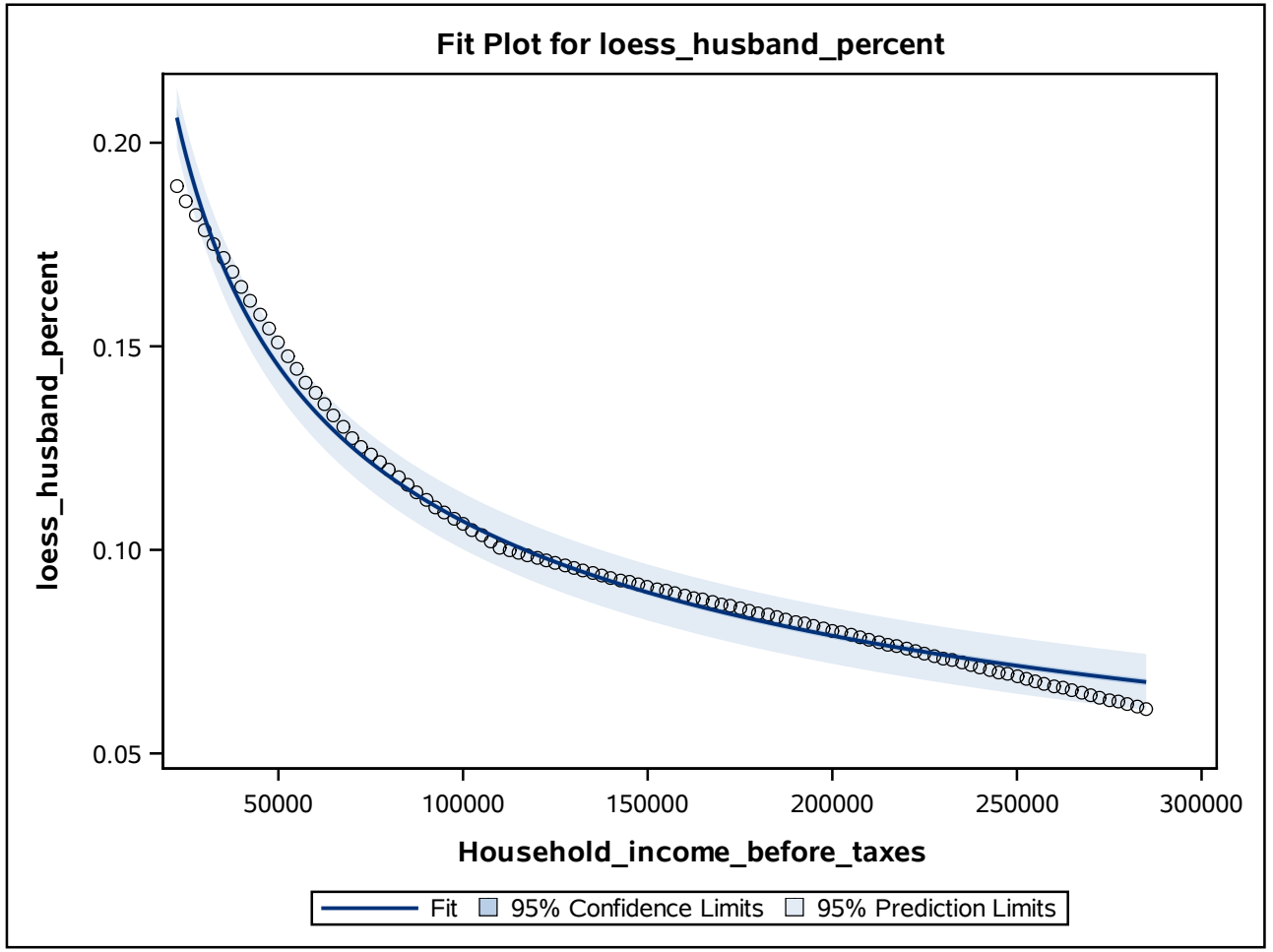

Estimation Summary	
Method	Gauss-Newton
Iterations	6
R	4.526E-6
PPC(husband_alpha)	2.243E-6
RPC(husband_alpha)	0.00009

Table E-4. Consumption expenditures (2013-15$) in wage-earning husband and wife (under age 65) with three children ages 6-15 families Husband - Localized regression smoothing and non-linear smoothing of localized regression

The NLIN Procedure

Estimation Summary	
Object	1.767E-7
Objective	0.001239
Observations Read	106
Observations Used	106
Observations Missing	0

Note: An intercept was not specified for this model.

Source	DF	Sum of Squares	Mean Square	F Value	Approx Pr > F
Model	2	1.1608	0.5804	48717.6	<.0001
Error	104	0.00124	0.000012		
Uncorrected Total	106	1.1620			

Parameter	Estimate	Approx Std Error	Approximate 95% Confidence Limits	
husband_alpha	16.8730	0.8204	15.2462	18.4998
husband_beta	-0.4395	0.00428	-0.4480	-0.4311

Approximate Correlation Matrix		
	husband_alpha	**husband_beta**
husband_alpha	1.0000000	-0.9978268
husband_beta	-0.9978268	1.0000000

Table E-4. Consumption expenditures (2013-15$) in wage-earning husband and wife (under age 65) with three children ages 6-15 families
Wife - Localized regression smoothing and non-linear smoothing of localized regression

The LOESS Procedure

Independent Variable Scaling	
Scaling applied: None	
Statistic	**Income_Before_Taxes**
Minimum Value	$21,475
Maximum Value	$285,136

Table E-4. Consumption expenditures (2013-15$) in wage-earning husband and wife (under age 65) with three children ages 6-15 families
Wife - Localized regression smoothing and non-linear smoothing of localized regression

The LOESS Procedure
Dependent Variable: wife_consumption_percent

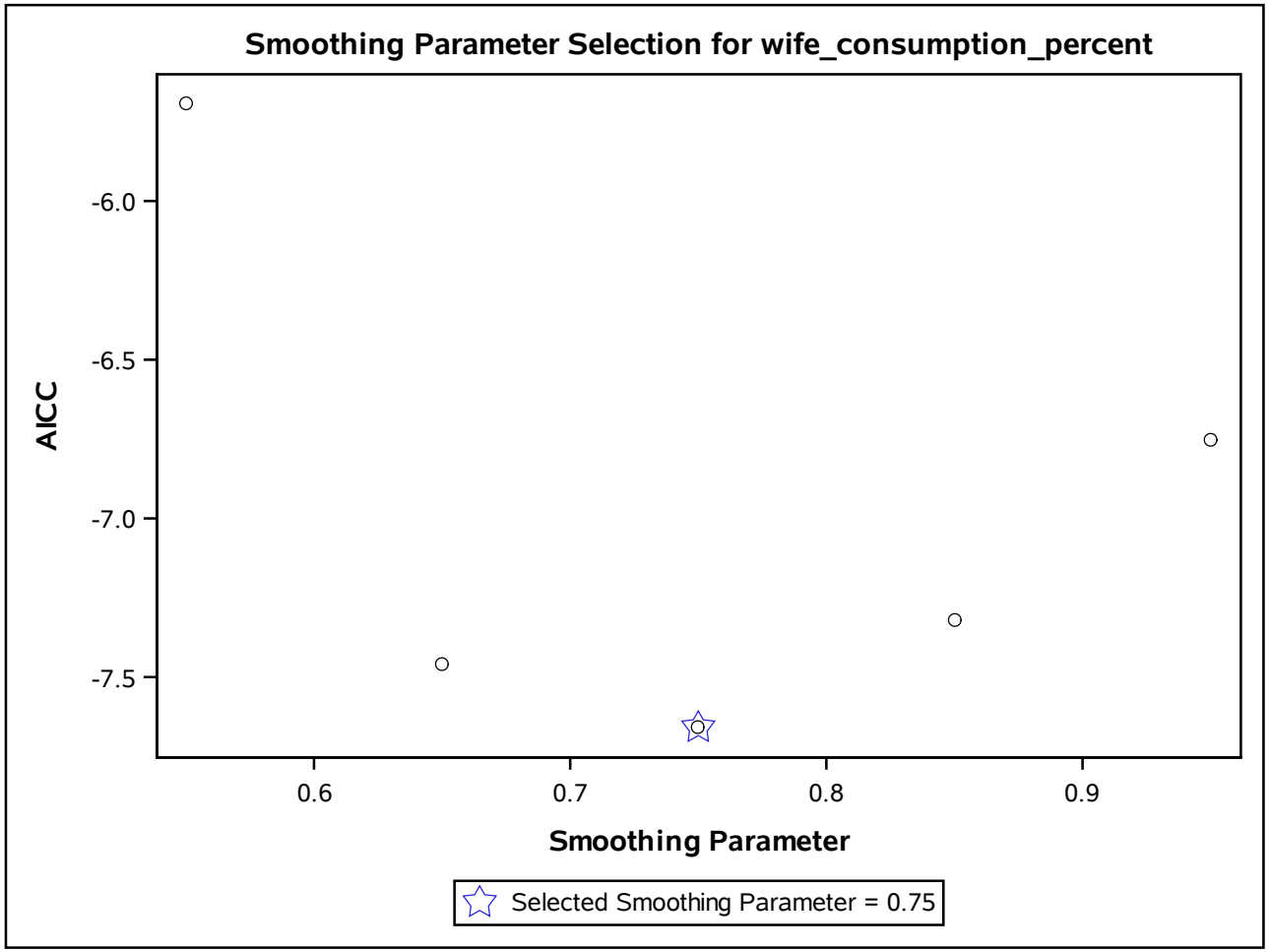

Optimal Smoothing Criterion	
AICC	Smoothing Parameter
-7.65846	0.75000

Table E-4. Consumption expenditures (2013-15$) in wage-earning husband and wife (under age 65) with three children ages 6-15 families
Wife - Localized regression smoothing and non-linear smoothing of localized regression

The LOESS Procedure
Selected Smoothing Parameter: 0.75
Dependent Variable: wife_consumption_percent

Fit Summary	
Fit Method	kd Tree
Blending	Linear
Number of Observations	10
Number of Fitting Points	10
kd Tree Bucket Size	1
Degree of Local Polynomials	1
Smoothing Parameter	0.75000
Points in Local Neighborhood	7
Residual Sum of Squares	0.00017435
Trace[L]	3.81255
GCV	0.00000455
AICC	-7.65846

Table E-4. Consumption expenditures (2013-15$) in wage-earning husband and wife (under age 65) with three children ages 6-15 families
Wife - Localized regression smoothing and non-linear smoothing of localized regression

The LOESS Procedure
Selected Smoothing Parameter: 0.75
Dependent Variable: wife_consumption_percent

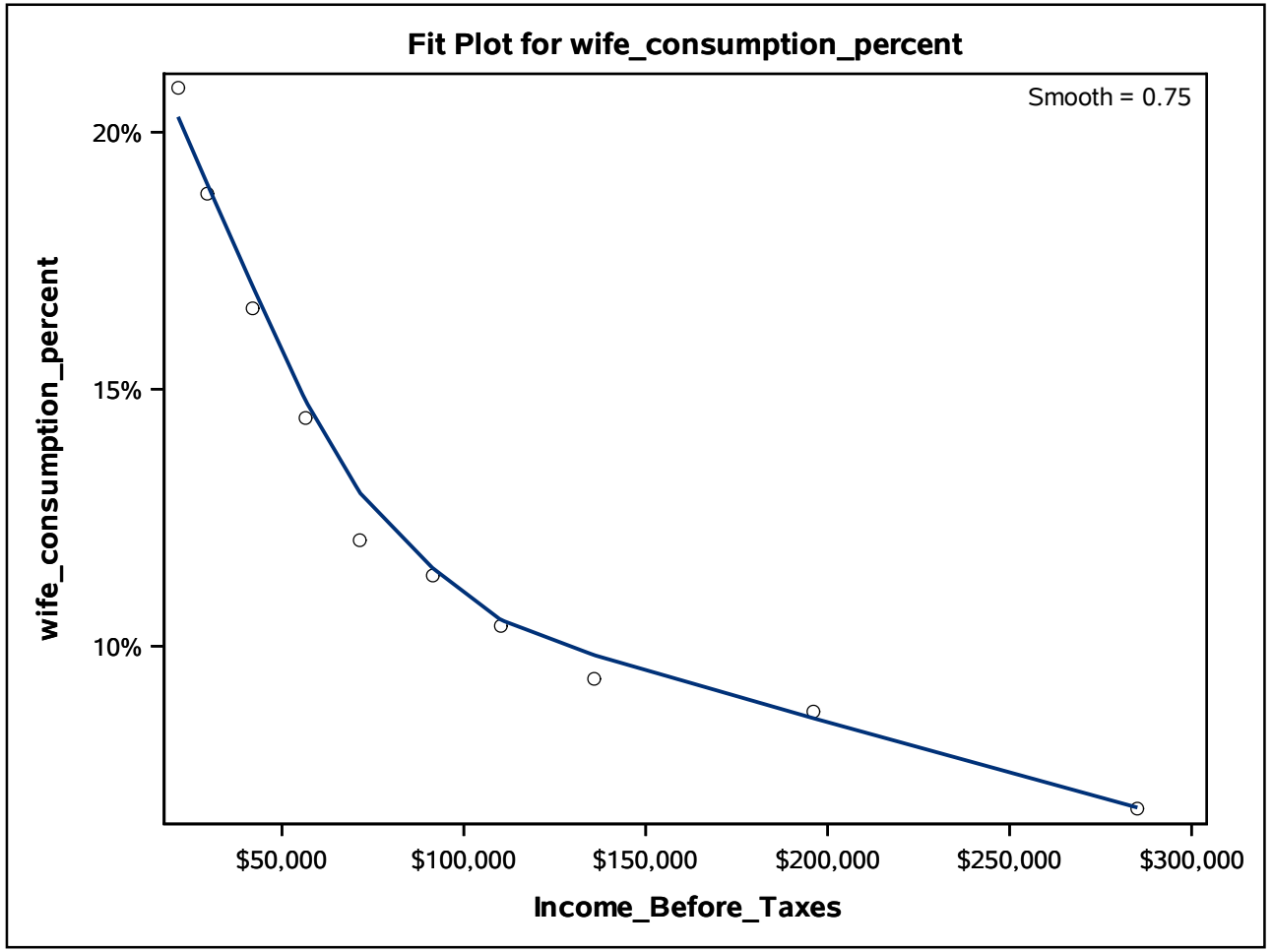

Table E-4. Consumption expenditures (2013-15$) in wage-earning husband and wife (under age 65) with three children ages 6-15 families
Wife - Localized regression smoothing and non-linear smoothing of localized regression

The LOESS Procedure
Selected Smoothing Parameter: 0.75
Dependent Variable: wife_consumption_percent

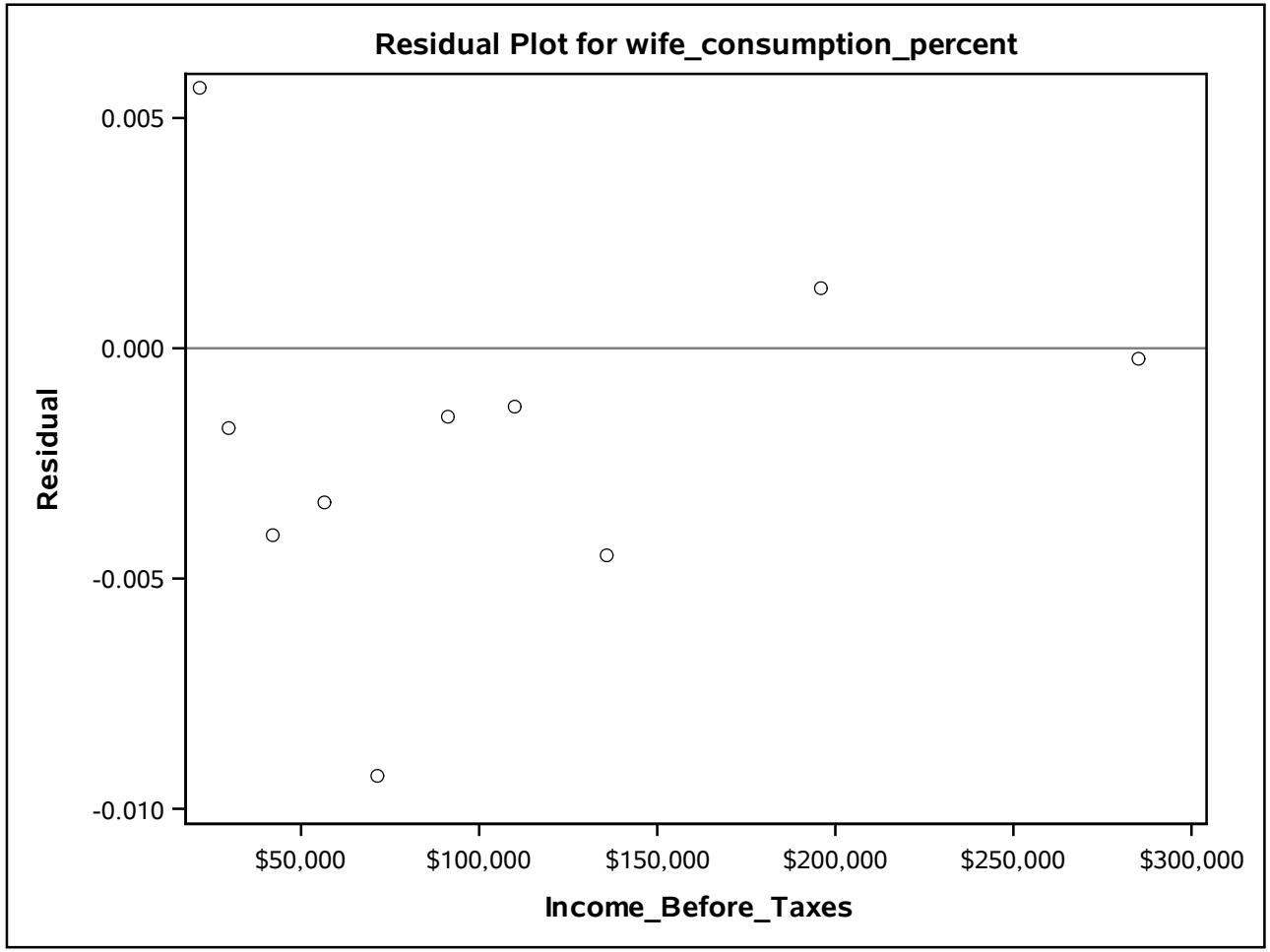

Table E-4. Consumption expenditures (2013-15$) in wage-earning husband and wife (under age 65) with three children ages 6-15 families
Wife - Localized regression smoothing and non-linear smoothing of localized regression

The LOESS Procedure
Selected Smoothing Parameter: 0.75
Dependent Variable: wife_consumption_percent

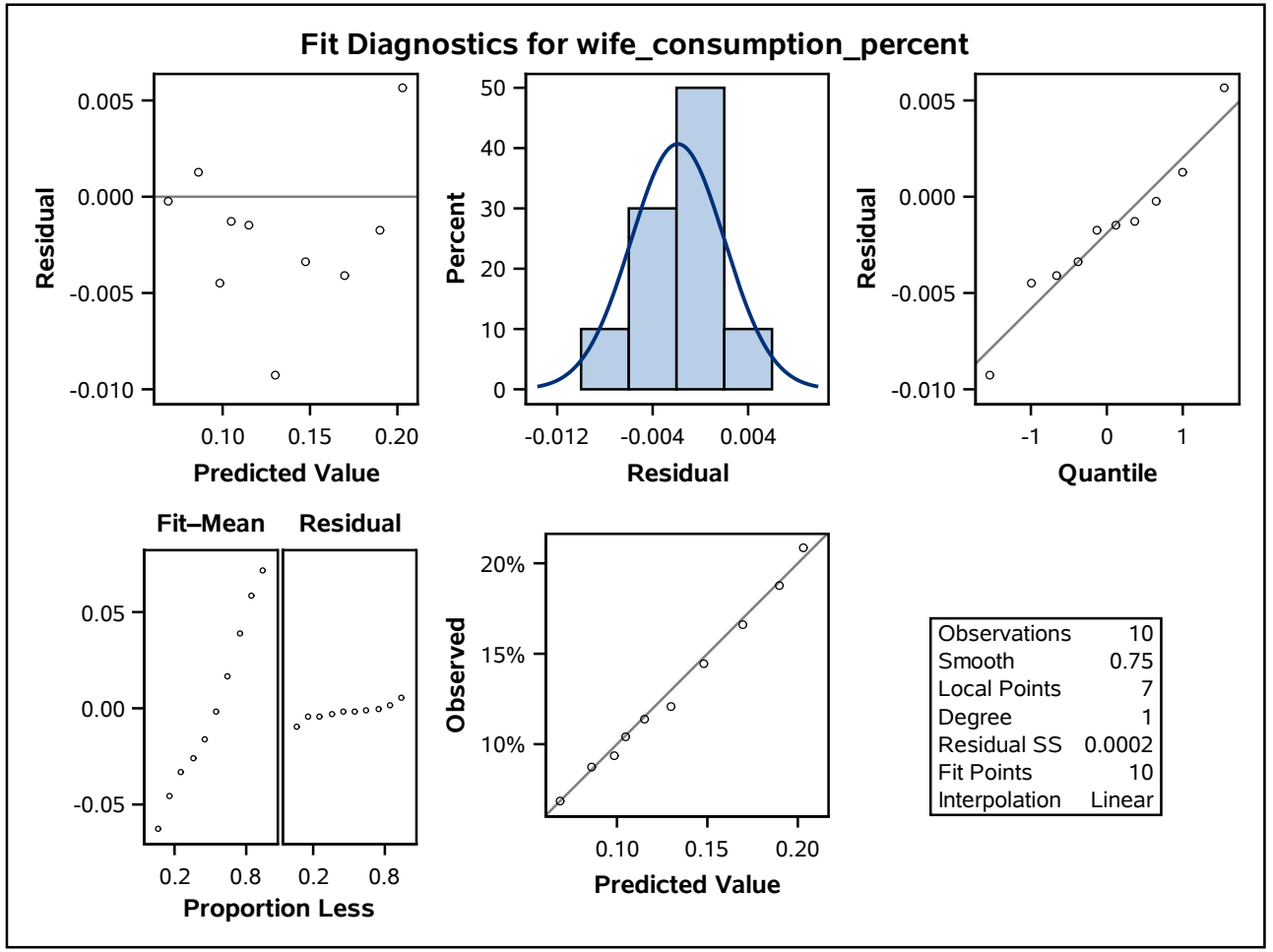

Table E-4. Consumption expenditures (2013-15$) in wage-earning husband and wife (under age 65) with three children ages 6-15 families
Wife - Localized regression smoothing and non-linear smoothing of localized regression

The LOESS Procedure
Selected Smoothing Parameter: 0.75

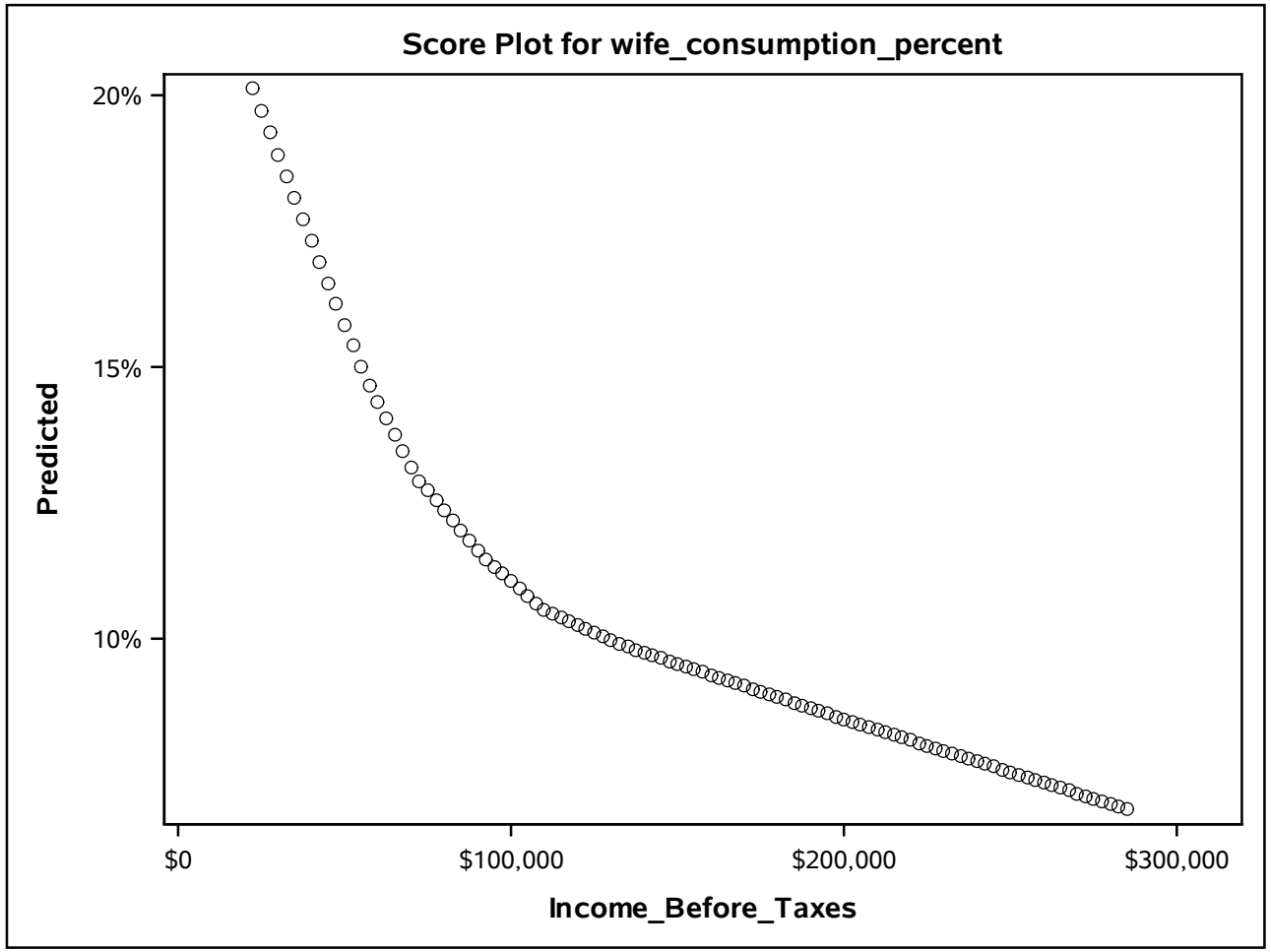

Table E-4. Consumption expenditures (2013-15$) in wage-earning husband and wife (under age 65) with three children ages 6-15 families
Wife - Localized regression smoothing and non-linear smoothing of localized regression

The NLIN Procedure
Dependent Variable loess_wife_percent
Method: Gauss-Newton

Iterative Phase			
Iter	wife_alpha	wife_beta	Sum of Squares
0	65.0000	-0.5000	0.9308
1	7.3311	-0.4620	0.5972
2	10.9856	-0.4121	0.0323
3	15.6841	-0.4336	0.00487
4	15.9913	-0.4301	0.000747
5	16.0084	-0.4303	0.000744
6	16.0081	-0.4303	0.000744

NOTE: Convergence criterion met.

Table E-4. Consumption expenditures (2013-15$) in wage-earning husband and wife (under age 65) with three children ages 6-15 families
Wife - Localized regression smoothing and non-linear smoothing of localized regression

The NLIN Procedure
Dependent Variable loess_wife_percent
Method: Gauss-Newton

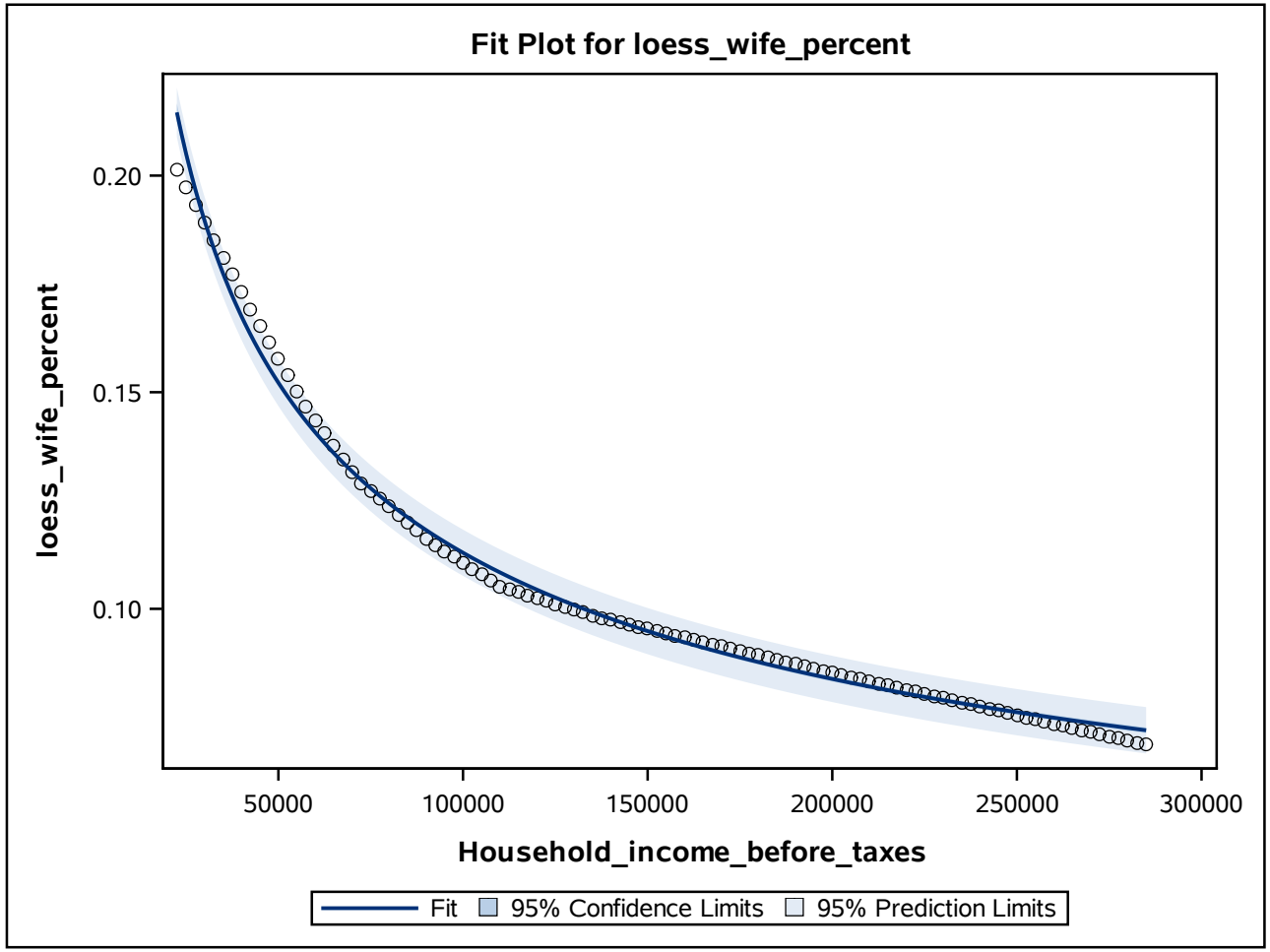

Estimation Summary	
Method	Gauss-Newton
Iterations	6
Subiterations	1
Average Subiterations	0.166667
R	3.865E-7

Table E-4. Consumption expenditures (2013-15$) in wage-earning husband and wife (under age 65) with three children ages 6-15 families
Wife - Localized regression smoothing and non-linear smoothing of localized regression

The NLIN Procedure

Estimation Summary	
PPC(wife_alpha)	1.41E-7
RPC(wife_alpha)	0.000018
Object	2.876E-9
Objective	0.000744
Observations Read	106
Observations Used	106
Observations Missing	0

Note: An intercept was not specified for this model.

Source	DF	Sum of Squares	Mean Square	F Value	Approx Pr > F
Model	2	1.2886	0.6443	90034.1	<.0001
Error	104	0.000744	7.156E-6		
Uncorrected Total	106	1.2894			

Parameter	Estimate	Approx Std Error	Approximate 95% Confidence Limits	
wife_alpha	16.0081	0.5735	14.8709	17.1454
wife_beta	-0.4303	0.00315	-0.4365	-0.4240

Approximate Correlation Matrix		
	wife_alpha	wife_beta
wife_alpha	1.0000000	-0.9978342
wife_beta	-0.9978342	1.0000000

Table E-5. Consumption expenditures (2013-15$) in retired husband and wife (over age 64) only families
Husband - Localized regression smoothing and non-linear smoothing of localized regression

The LOESS Procedure

Independent Variable Scaling	
Scaling applied: None	
Statistic	**Income_Before_Taxes**
Minimum Value	$13,828
Maximum Value	$118,143

Table E-5. Consumption expenditures (2013-15$) in retired husband and wife (over age 64) only families
Husband - Localized regression smoothing and non-linear smoothing of localized regression

The LOESS Procedure
Dependent Variable: husband_consumption_percent

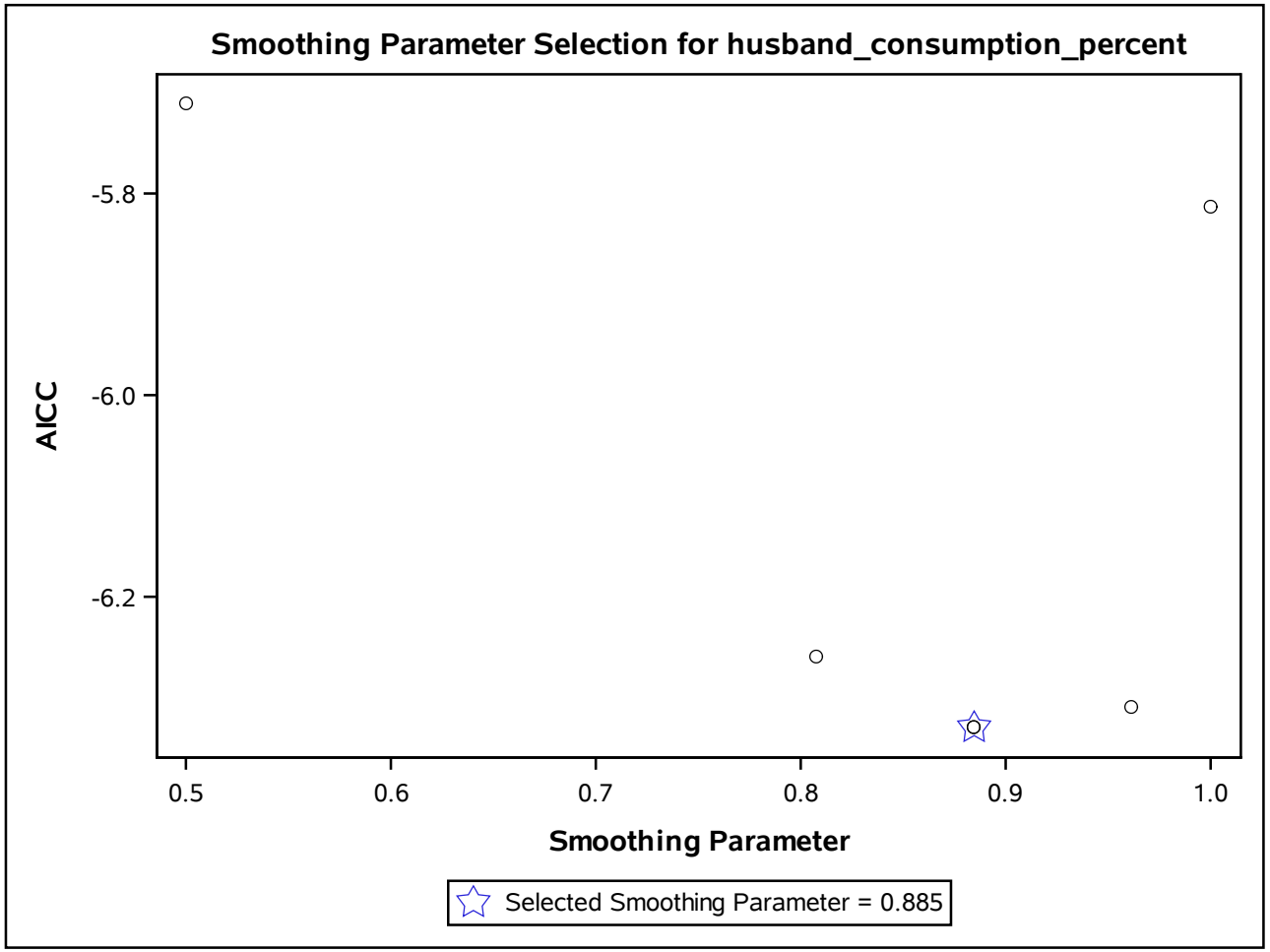

Optimal Smoothing Criterion	
AICC	Smoothing Parameter
-6.32954	0.88462

Table E-5. Consumption expenditures (2013-15$) in retired husband and wife (over age 64) only families
Husband - Localized regression smoothing and non-linear smoothing of localized regression

The LOESS Procedure
Selected Smoothing Parameter: 0.885
Dependent Variable: husband_consumption_percent

Fit Summary	
Fit Method	kd Tree
Blending	Linear
Number of Observations	13
Number of Fitting Points	9
kd Tree Bucket Size	2
Degree of Local Polynomials	1
Smoothing Parameter	0.88462
Points in Local Neighborhood	11
Residual Sum of Squares	0.00262
Trace[L]	3.45274
GCV	0.00002874
AICC	-6.32954

Table E-5. Consumption expenditures (2013-15$) in retired husband and wife (over age 64) only families
Husband - Localized regression smoothing and non-linear smoothing of localized regression

The LOESS Procedure
Selected Smoothing Parameter: 0.885
Dependent Variable: husband_consumption_percent

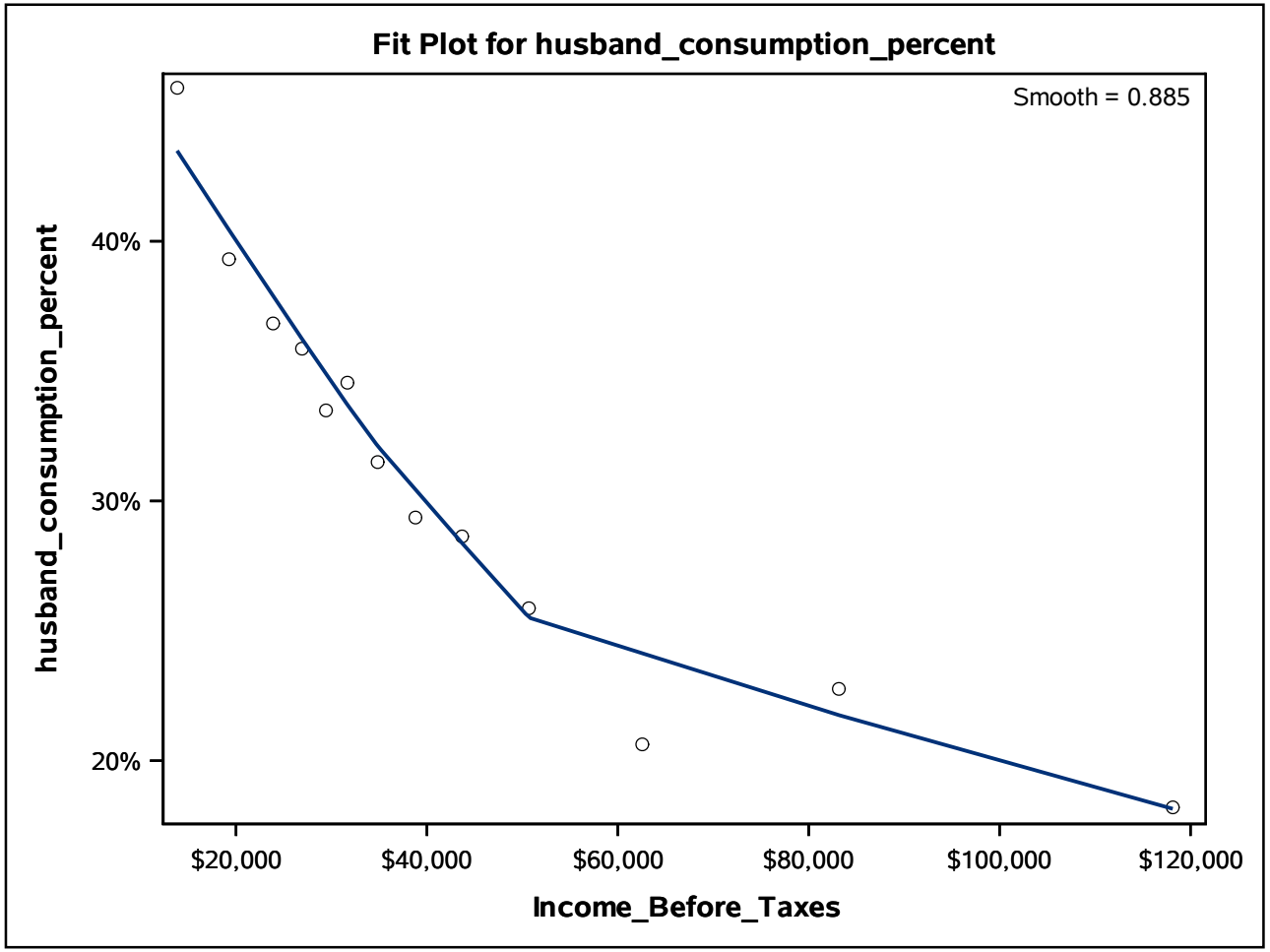

Table E-5. Consumption expenditures (2013-15$) in retired husband and wife (over age 64) only families
Husband - Localized regression smoothing and non-linear smoothing of localized regression

The LOESS Procedure
Selected Smoothing Parameter: 0.885
Dependent Variable: husband_consumption_percent

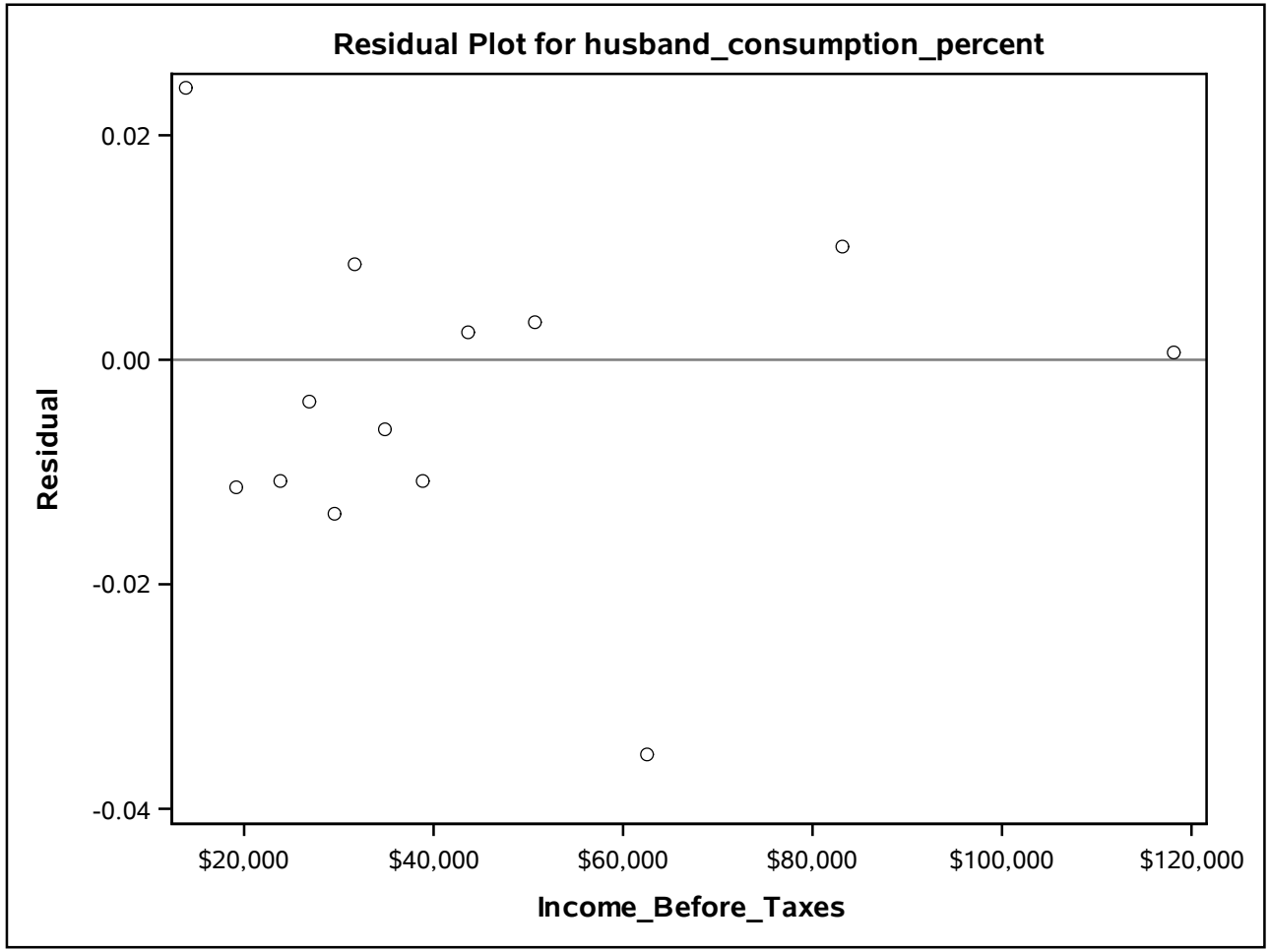

Table E-5. Consumption expenditures (2013-15$) in retired husband and wife (over age 64) only families
Husband - Localized regression smoothing and non-linear smoothing of localized regression

The LOESS Procedure
Selected Smoothing Parameter: 0.885
Dependent Variable: husband_consumption_percent

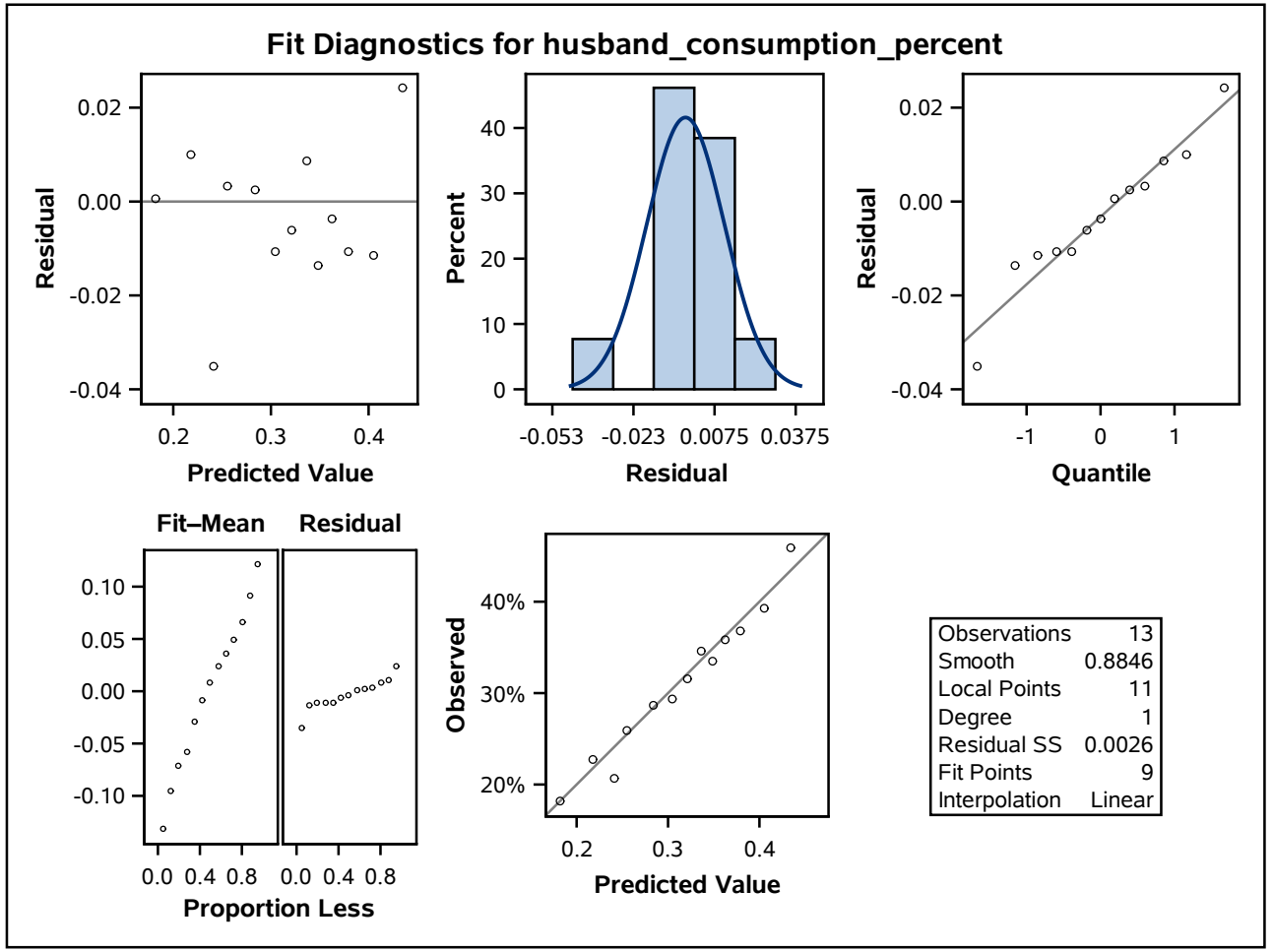

Table E-5. Consumption expenditures (2013-15$) in retired husband and wife (over age 64) only families
Husband - Localized regression smoothing and non-linear smoothing of localized regression

The LOESS Procedure
Selected Smoothing Parameter: 0.885

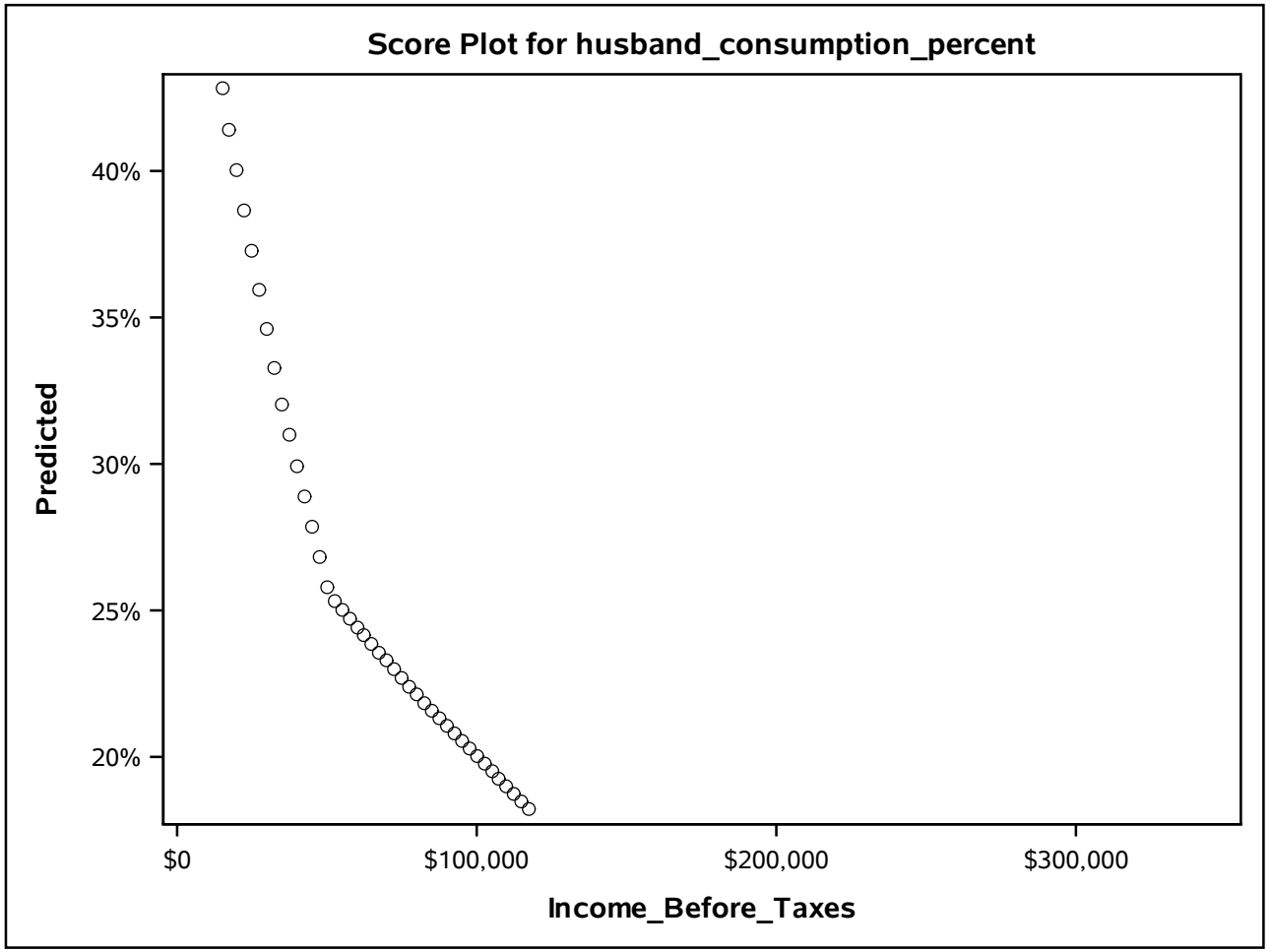

Table E-5. Consumption expenditures (2013-15$) in retired husband and wife (over age 64) only families
Husband - Localized regression smoothing and non-linear smoothing of localized regression

The NLIN Procedure
Dependent Variable loess_husband_percent
Method: Gauss-Newton

Iterative Phase			
Iter	husband_alpha	husband_beta	Sum of Squares
0	65.0000	-0.5000	0.0365
1	39.4618	-0.4672	0.0129
2	32.4691	-0.4479	0.00873
3	27.7067	-0.4301	0.00255
4	27.6976	-0.4285	0.00166
5	27.7058	-0.4285	0.00166

NOTE: Convergence criterion met.

Table E-5. Consumption expenditures (2013-15$) in retired husband and wife (over age 64) only families
Husband - Localized regression smoothing and non-linear smoothing of localized regression

The NLIN Procedure
Dependent Variable loess_husband_percent
Method: Gauss-Newton

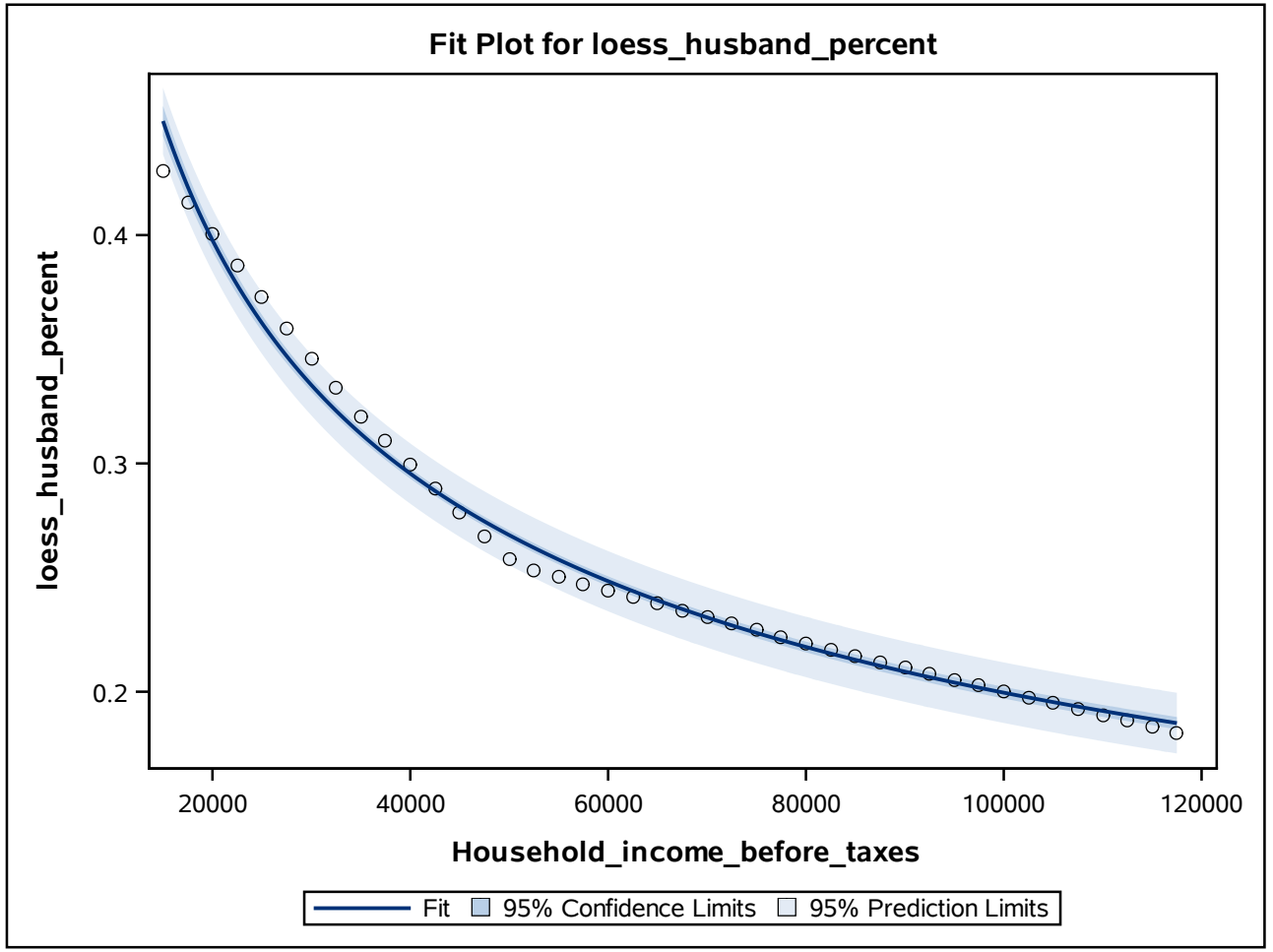

Estimation Summary	
Method	Gauss-Newton
Iterations	5
Subiterations	2
Average Subiterations	0.4
R	5.56E-6

Table E-5. Consumption expenditures (2013-15$) in retired husband and wife (over age 64) only families
Husband - Localized regression smoothing and non-linear smoothing of localized regression

The NLIN Procedure

Estimation Summary	
PPC(husband_alpha)	2.024E-6
RPC(husband_alpha)	0.000296
Object	5.599E-7
Objective	0.001658
Observations Read	42
Observations Used	42
Observations Missing	0

Note: An intercept was not specified for this model.

Source	DF	Sum of Squares	Mean Square	F Value	Approx Pr > F
Model	2	3.0282	1.5141	36526.8	<.0001
Error	40	0.00166	0.000041		
Uncorrected Total	42	3.0299			

Parameter	Estimate	Approx Std Error	Approximate 95% Confidence Limits	
husband_alpha	27.7058	1.7672	24.1342	31.2774
husband_beta	-0.4285	0.00597	-0.4406	-0.4164

Approximate Correlation Matrix		
	husband_alpha	husband_beta
husband_alpha	1.0000000	-0.9983162
husband_beta	-0.9983162	1.0000000

Table E-5. Consumption expenditures (2013-15$) in retired husband and wife (over age 64) only families
Wife - Localized regression smoothing and non-linear smoothing of localized regression

The LOESS Procedure

Independent Variable Scaling	
Scaling applied: None	
Statistic	**Income_Before_Taxes**
Minimum Value	$13,828
Maximum Value	$118,143

Table E-5. Consumption expenditures (2013-15$) in retired husband and wife (over age 64) only families
Wife - Localized regression smoothing and non-linear smoothing of localized regression

The LOESS Procedure
Dependent Variable: wife_consumption_percent

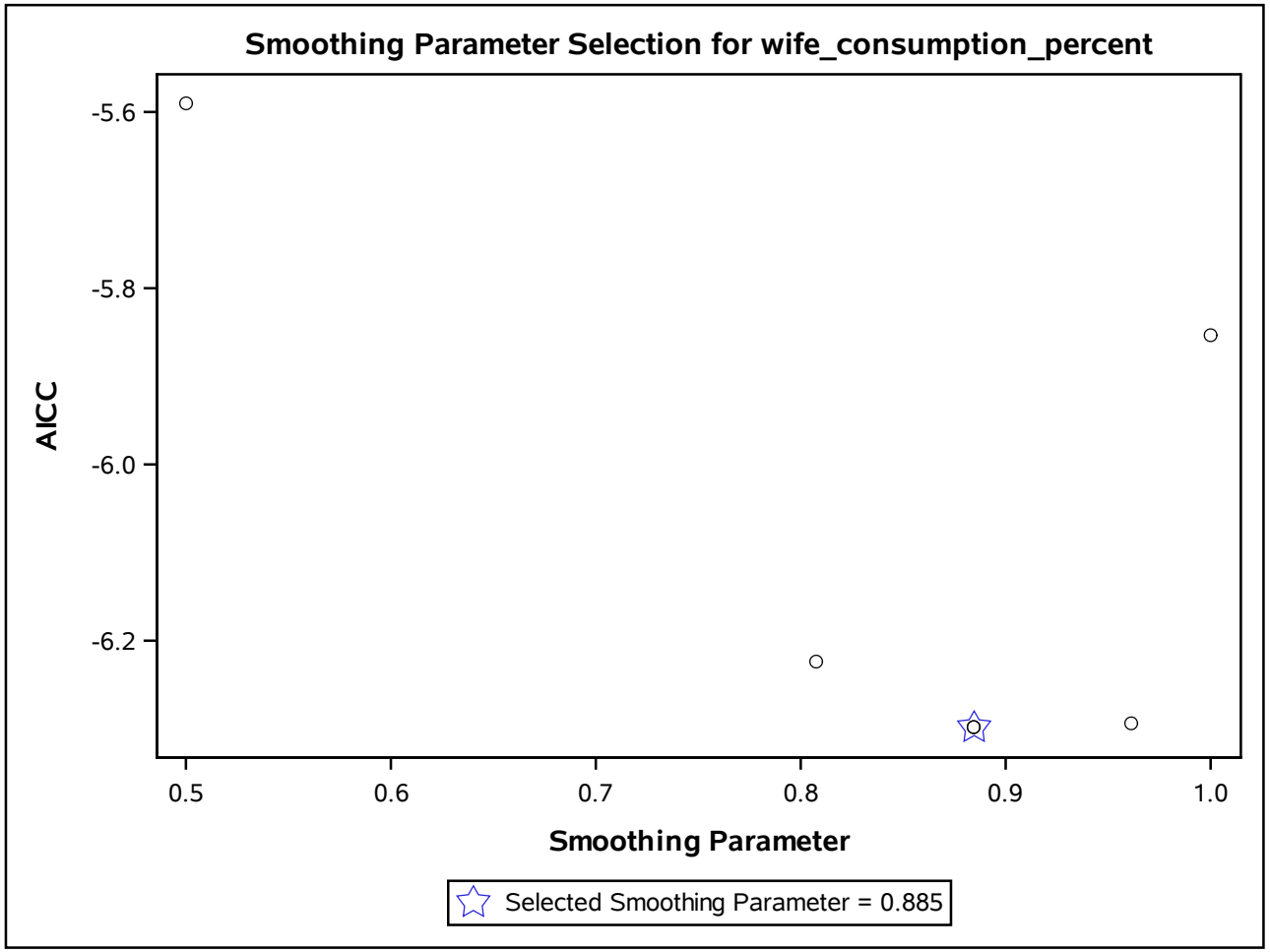

Optimal Smoothing Criterion	
AICC	Smoothing Parameter
-6.29841	0.88462

Table E-5. Consumption expenditures (2013-15$) in retired husband and wife (over age 64) only families
Wife - Localized regression smoothing and non-linear smoothing of localized regression

The LOESS Procedure
Selected Smoothing Parameter: 0.885
Dependent Variable: wife_consumption_percent

Fit Summary	
Fit Method	kd Tree
Blending	Linear
Number of Observations	13
Number of Fitting Points	9
kd Tree Bucket Size	2
Degree of Local Polynomials	1
Smoothing Parameter	0.88462
Points in Local Neighborhood	11
Residual Sum of Squares	0.00270
Trace[L]	3.45274
GCV	0.00002965
AICC	-6.29841

Table E-5. Consumption expenditures (2013-15$) in retired husband and wife (over age 64) only families
Wife - Localized regression smoothing and non-linear smoothing of localized regression

The LOESS Procedure
Selected Smoothing Parameter: 0.885
Dependent Variable: wife_consumption_percent

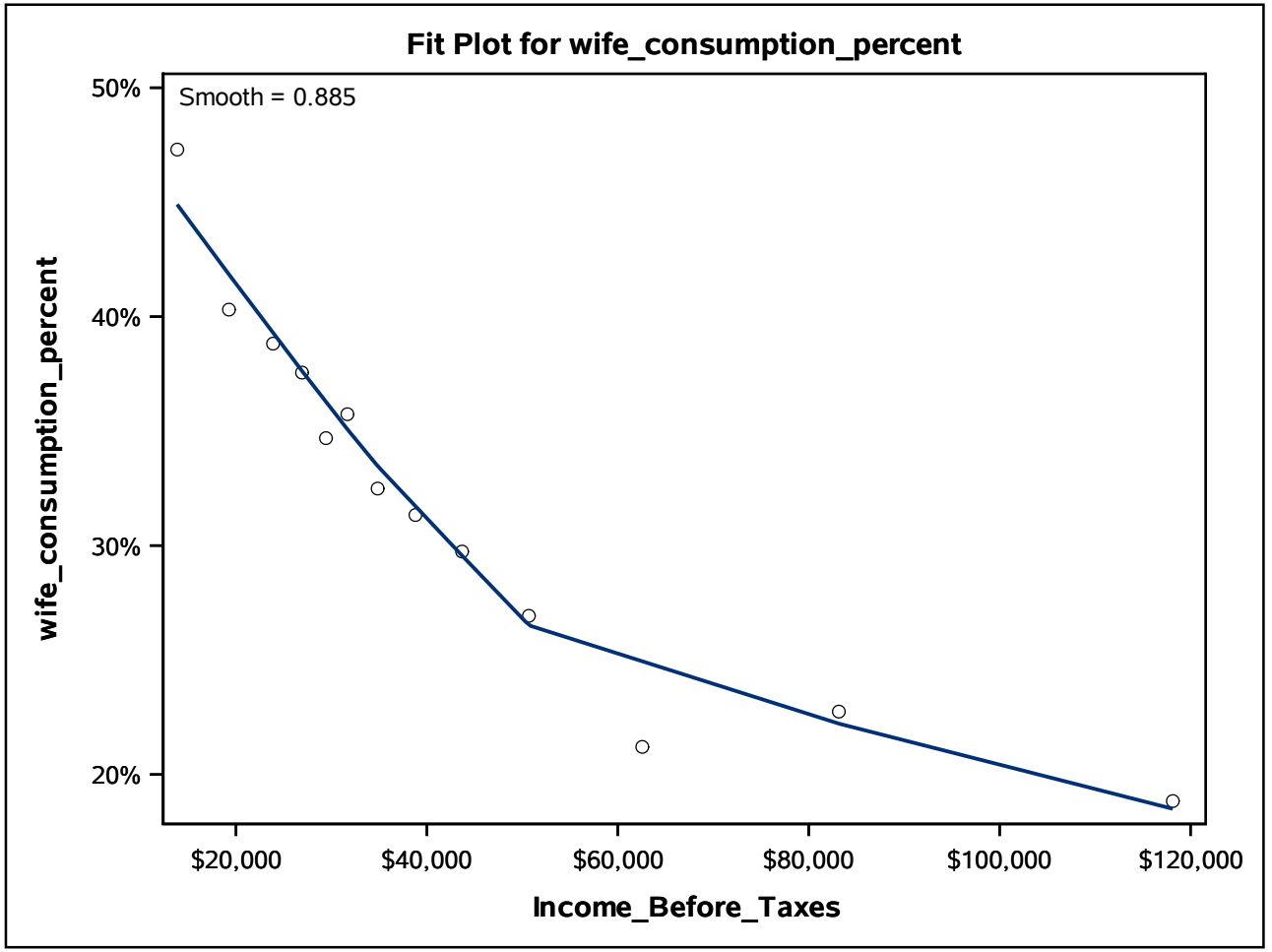

Table E-5. Consumption expenditures (2013-15$) in retired husband and wife (over age 64) only families
Wife - Localized regression smoothing and non-linear smoothing of localized regression

The LOESS Procedure
Selected Smoothing Parameter: 0.885
Dependent Variable: wife_consumption_percent

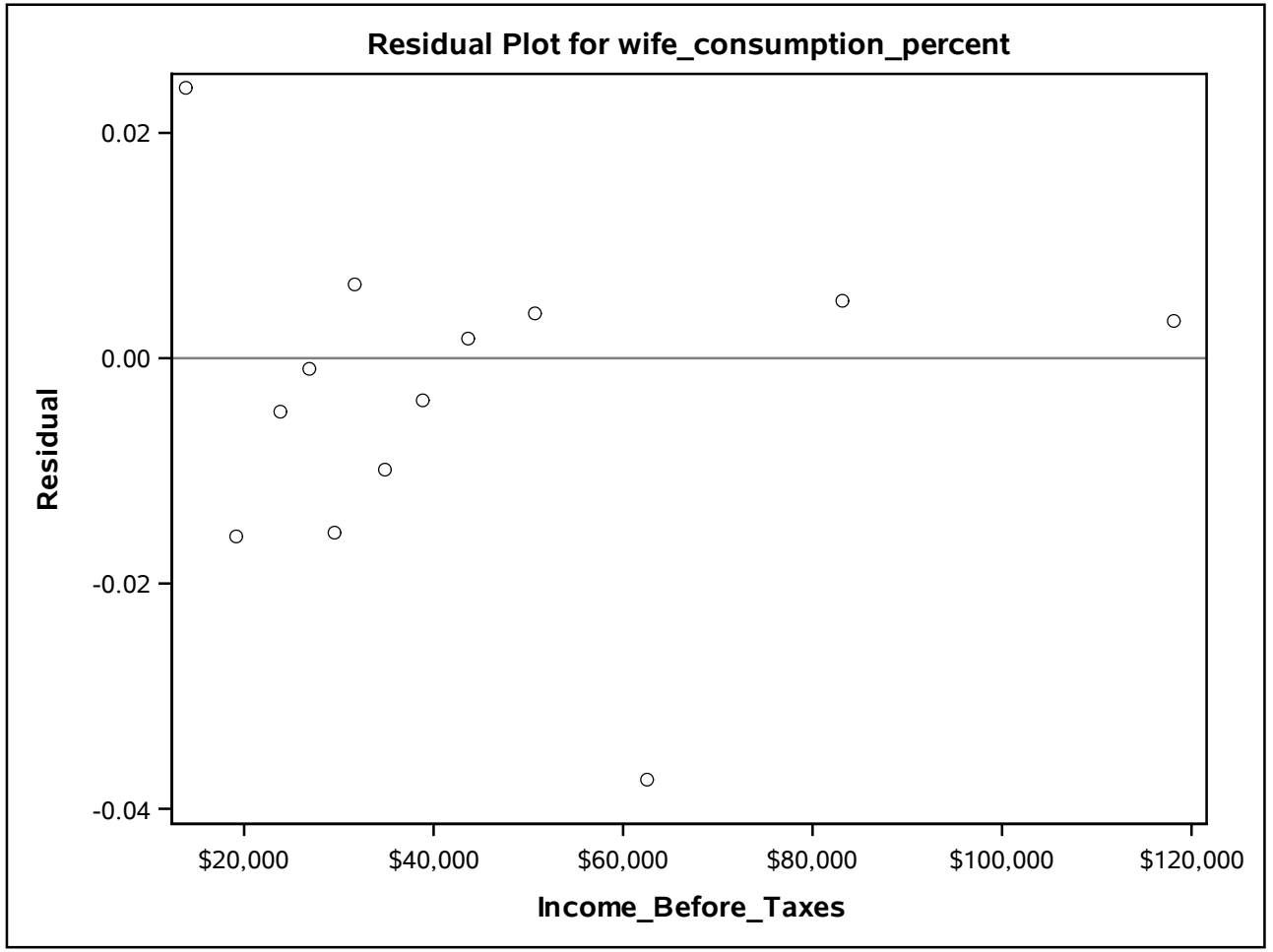

Table E-5. Consumption expenditures (2013-15$) in retired husband and wife (over age 64) only families
Wife - Localized regression smoothing and non-linear smoothing of localized regression

The LOESS Procedure
Selected Smoothing Parameter: 0.885
Dependent Variable: wife_consumption_percent

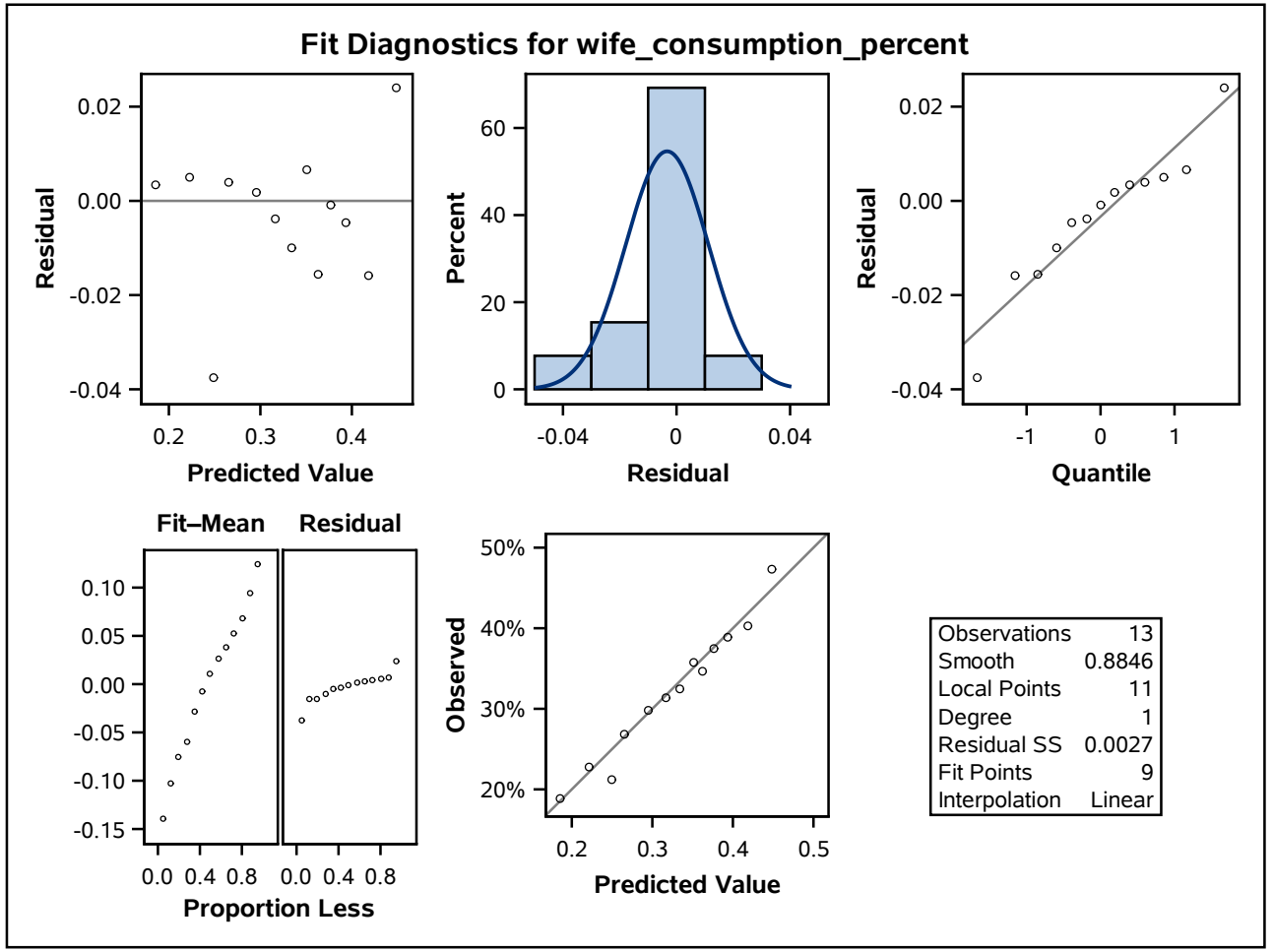

Table E-5. Consumption expenditures (2013-15$) in retired husband and wife (over age 64) only families
Wife - Localized regression smoothing and non-linear smoothing of localized regression

The LOESS Procedure
Selected Smoothing Parameter: 0.885

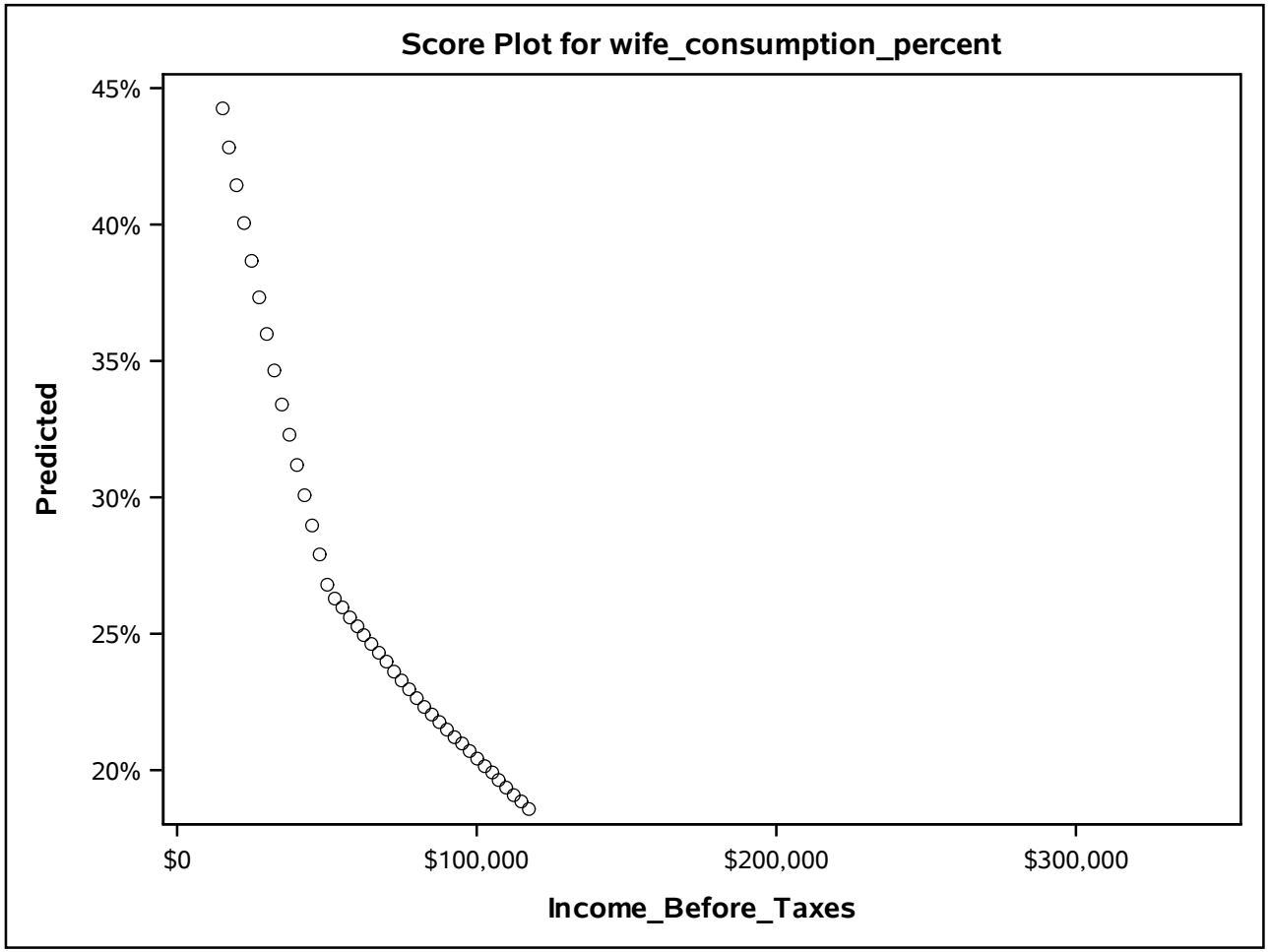

Table E-5. Consumption expenditures (2013-15$) in retired husband and wife (over age 64) only families
Wife - Localized regression smoothing and non-linear smoothing of localized regression

The NLIN Procedure
Dependent Variable loess_wife_percent
Method: Gauss-Newton

Iterative Phase			
Iter	wife_alpha	wife_beta	Sum of Squares
0	65.0000	-0.5000	0.0197
1	42.0492	-0.4695	0.0116
2	35.9079	-0.4535	0.00737
3	31.0666	-0.4375	0.00274
4	30.9969	-0.4360	0.00205
5	31.0072	-0.4360	0.00205

NOTE: Convergence criterion met.

Table E-5. Consumption expenditures (2013-15$) in retired husband and wife (over age 64) only families
Wife - Localized regression smoothing and non-linear smoothing of localized regression

The NLIN Procedure
Dependent Variable loess_wife_percent
Method: Gauss-Newton

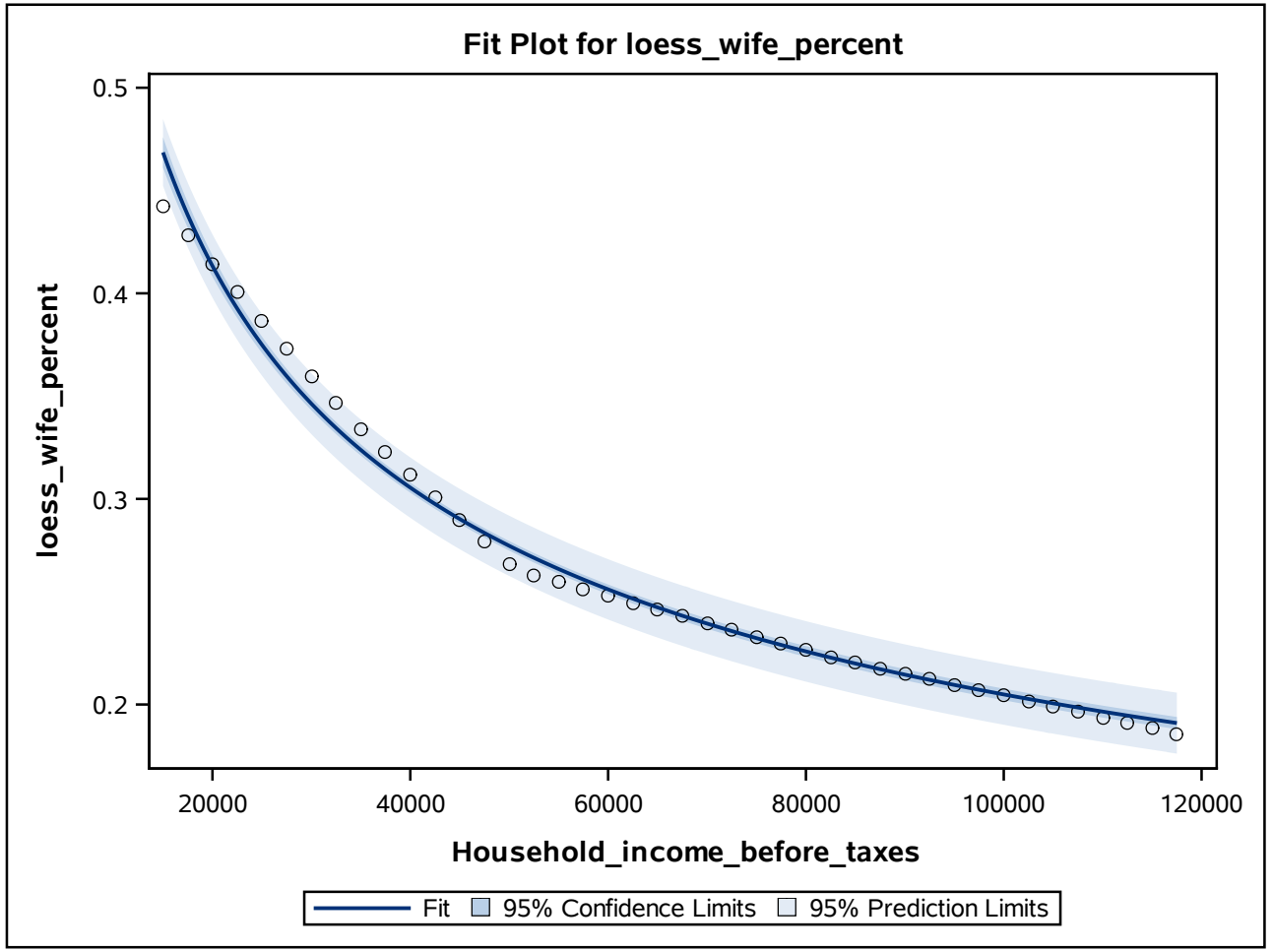

Estimation Summary	
Method	Gauss-Newton
Iterations	5
Subiterations	2
Average Subiterations	0.4
R	9.611E-6

Table E-5. Consumption expenditures (2013-15$) in retired husband and wife (over age 64) only families
Wife - Localized regression smoothing and non-linear smoothing of localized regression

The NLIN Procedure

Estimation Summary	
PPC(wife_alpha)	2.888E-6
RPC(wife_alpha)	0.000334
Object	6.82E-6
Objective	0.002053
Observations Read	42
Observations Used	42
Observations Missing	0

Note: An intercept was not specified for this model.

Source	DF	Sum of Squares	Mean Square	F Value	Approx Pr > F
Model	2	3.2326	1.6163	31486.8	<.0001
Error	40	0.00205	0.000051		
Uncorrected Total	42	3.2347			

Parameter	Estimate	Approx Std Error	Approximate 95% Confidence Limits	
wife_alpha	31.0072	2.1281	26.7062	35.3082
wife_beta	-0.4360	0.00643	-0.4490	-0.4230

Approximate Correlation Matrix		
	wife_alpha	wife_beta
wife_alpha	1.0000000	-0.9983129
wife_beta	-0.9983129	1.0000000

Table E-6. Consumption expenditures (2013-15$) in wage-earning single parent (under age 65) with one child age 6-15 families
Parent - Localized regression smoothing and non-linear smoothing of localized regression

The LOESS Procedure

Independent Variable Scaling	
Scaling applied: None	
Statistic	Income_Before_Taxes
Minimum Value	$15,645
Maximum Value	$83,835

Table E-6. Consumption expenditures (2013-15$) in wage-earning single parent (under age 65) with one child age 6-15 families
Parent - Localized regression smoothing and non-linear smoothing of localized regression

The LOESS Procedure
Smoothing Parameter: 1
Dependent Variable: wife_consumption_percent

Fit Summary	
Fit Method	kd Tree
Blending	Linear
Number of Observations	4
Number of Fitting Points	4
kd Tree Bucket Size	1
Degree of Local Polynomials	1
Smoothing Parameter	1.00000
Points in Local Neighborhood	4
Residual Sum of Squares	0.00013250

Table E-6. Consumption expenditures (2013-15$) in wage-earning single parent (under age 65) with one child age 6-15 families
Parent - Localized regression smoothing and non-linear smoothing of localized regression

The LOESS Procedure
Smoothing Parameter: 1
Dependent Variable: wife_consumption_percent

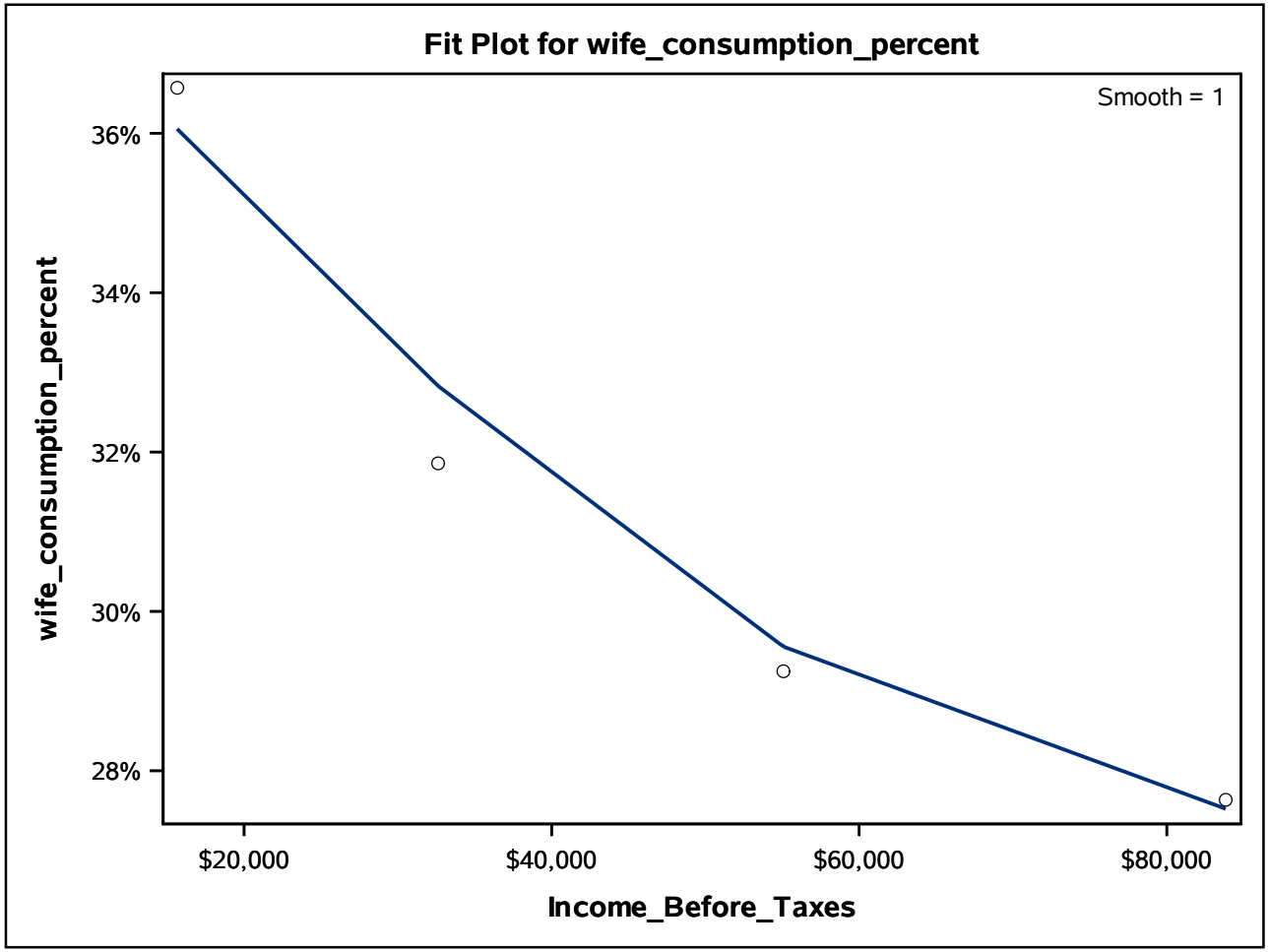

Table E-6. Consumption expenditures (2013-15$) in wage-earning single parent (under age 65) with one child age 6-15 families
Parent - Localized regression smoothing and non-linear smoothing of localized regression

The LOESS Procedure
Smoothing Parameter: 1
Dependent Variable: wife_consumption_percent

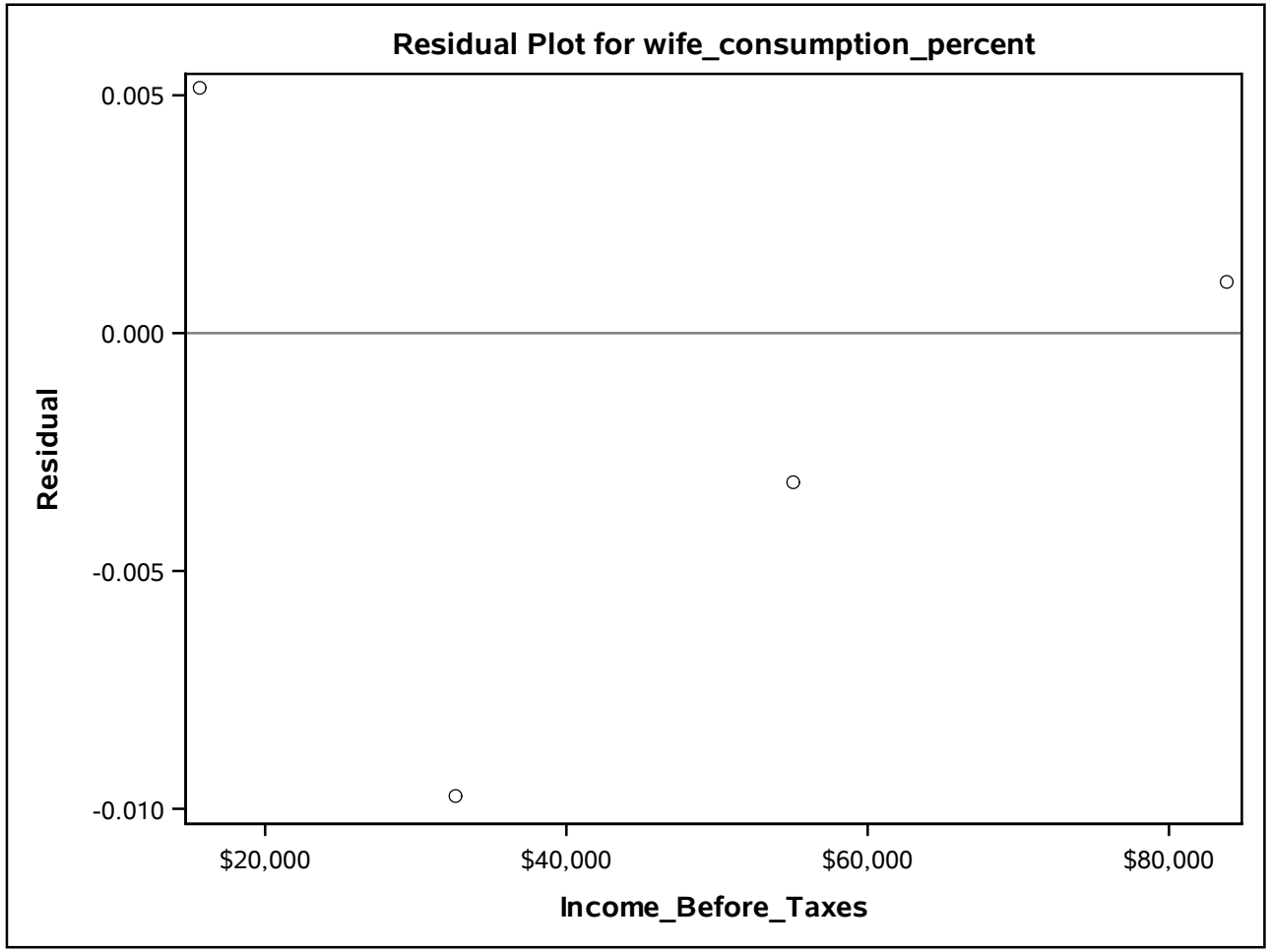

Table E-6. Consumption expenditures (2013-15$) in wage-earning single parent (under age 65) with one child age 6-15 families Parent - Localized regression smoothing and non-linear smoothing of localized regression

The LOESS Procedure
Smoothing Parameter: 1
Dependent Variable: wife_consumption_percent

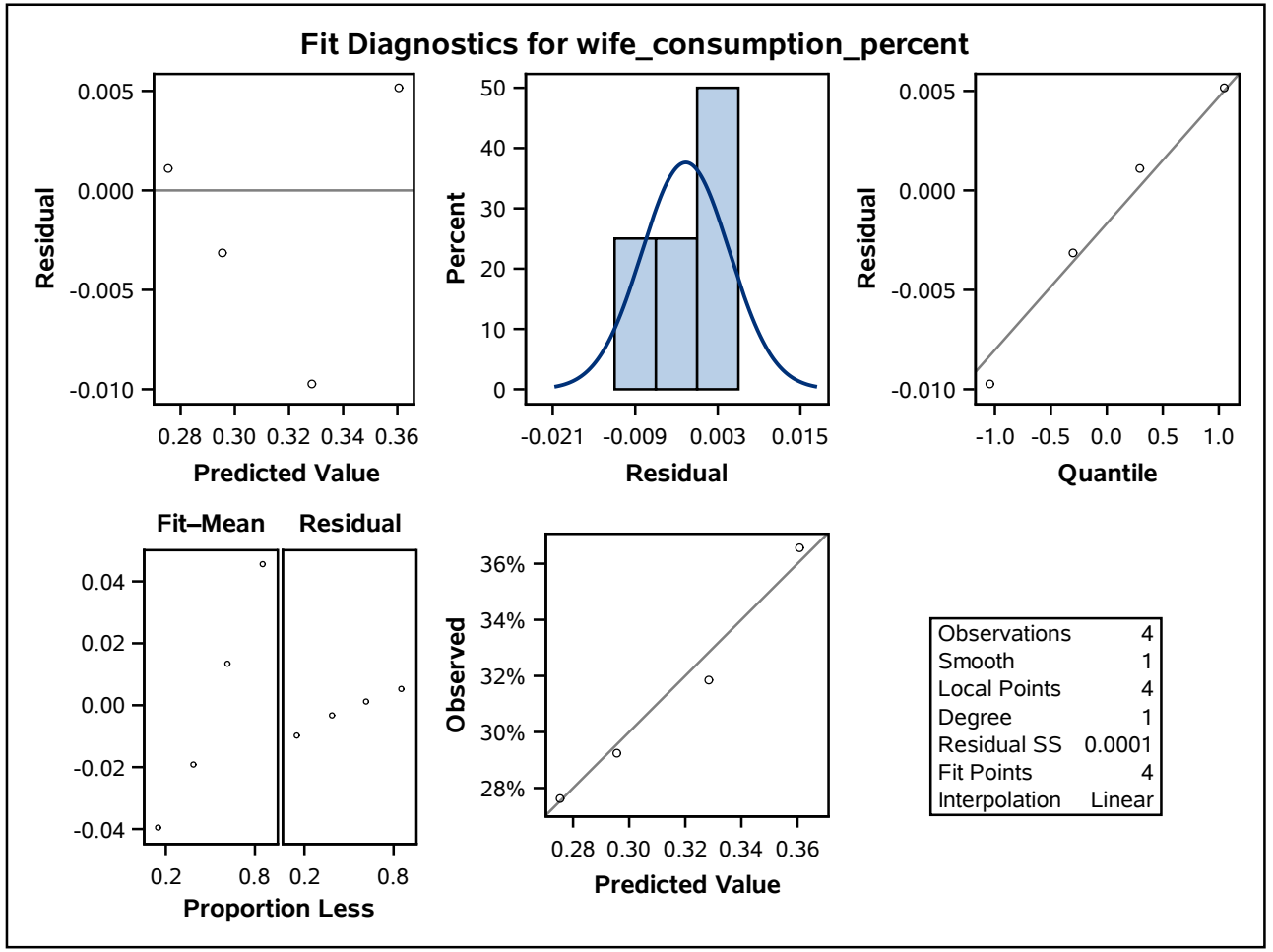

Table E-6. Consumption expenditures (2013-15$) in wage-earning single parent (under age 65) with one child age 6-15 families
Parent - Localized regression smoothing and non-linear smoothing of localized regression

The LOESS Procedure
Smoothing Parameter: 1

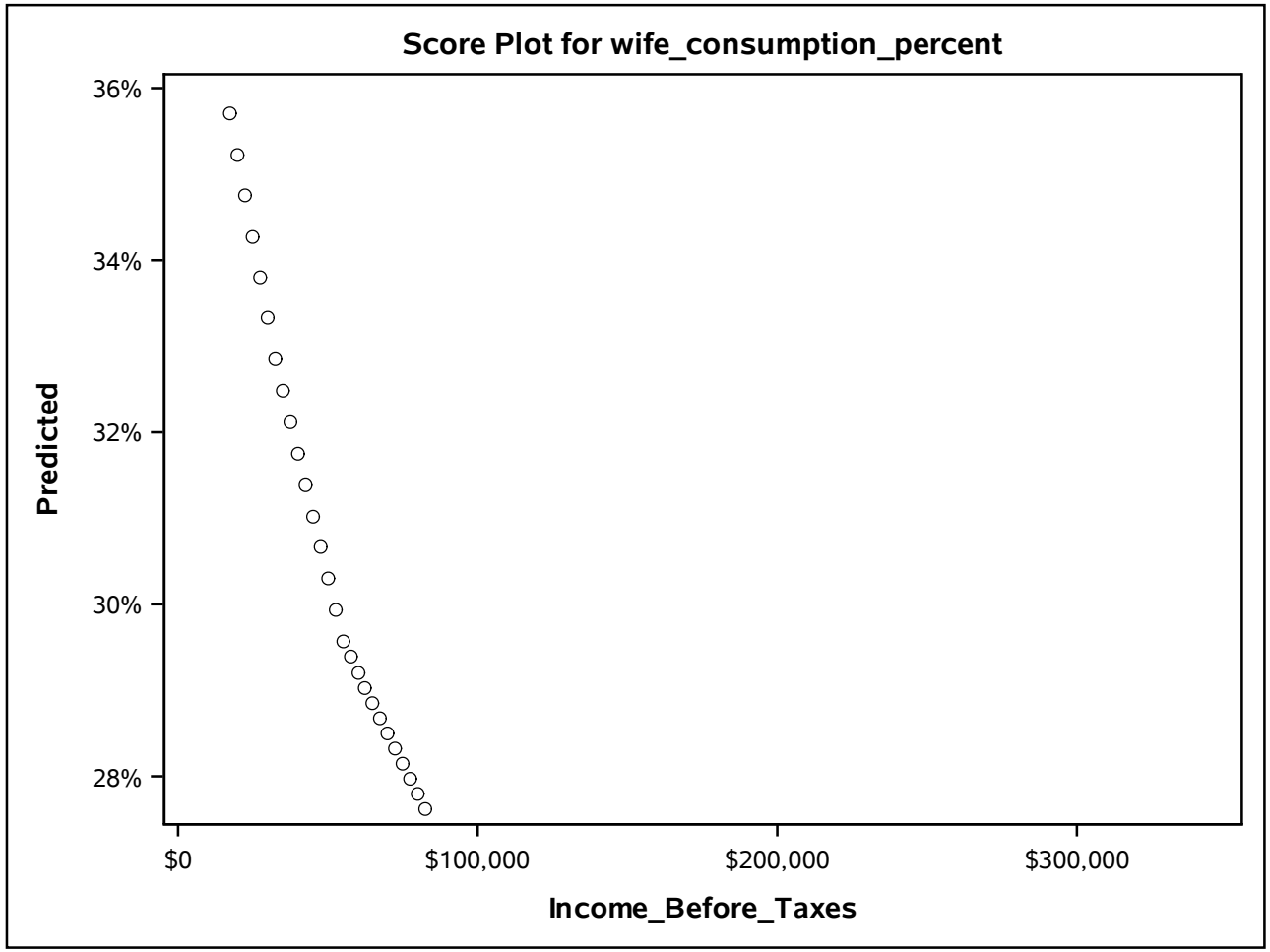

Table E-6. Consumption expenditures (2013-15$) in wage-earning single parent (under age 65) with one child age 6-15 families
Parent - Localized regression smoothing and non-linear smoothing of localized regression

The NLIN Procedure
Dependent Variable loess_wife_percent
Method: Gauss-Newton

Iterative Phase			
Iter	wife_alpha	wife_beta	Sum of Squares
0	2.0000	-0.2000	0.1466
1	1.8907	-0.1656	0.00426
2	1.9793	-0.1736	0.000115
3	1.9857	-0.1738	0.000115
4	1.9857	-0.1738	0.000115

NOTE: Convergence criterion met.

Table E-6. Consumption expenditures (2013-15$) in wage-earning single parent (under age 65) with one child age 6-15 families
Parent - Localized regression smoothing and non-linear smoothing of localized regression

The NLIN Procedure
Dependent Variable loess_wife_percent
Method: Gauss-Newton

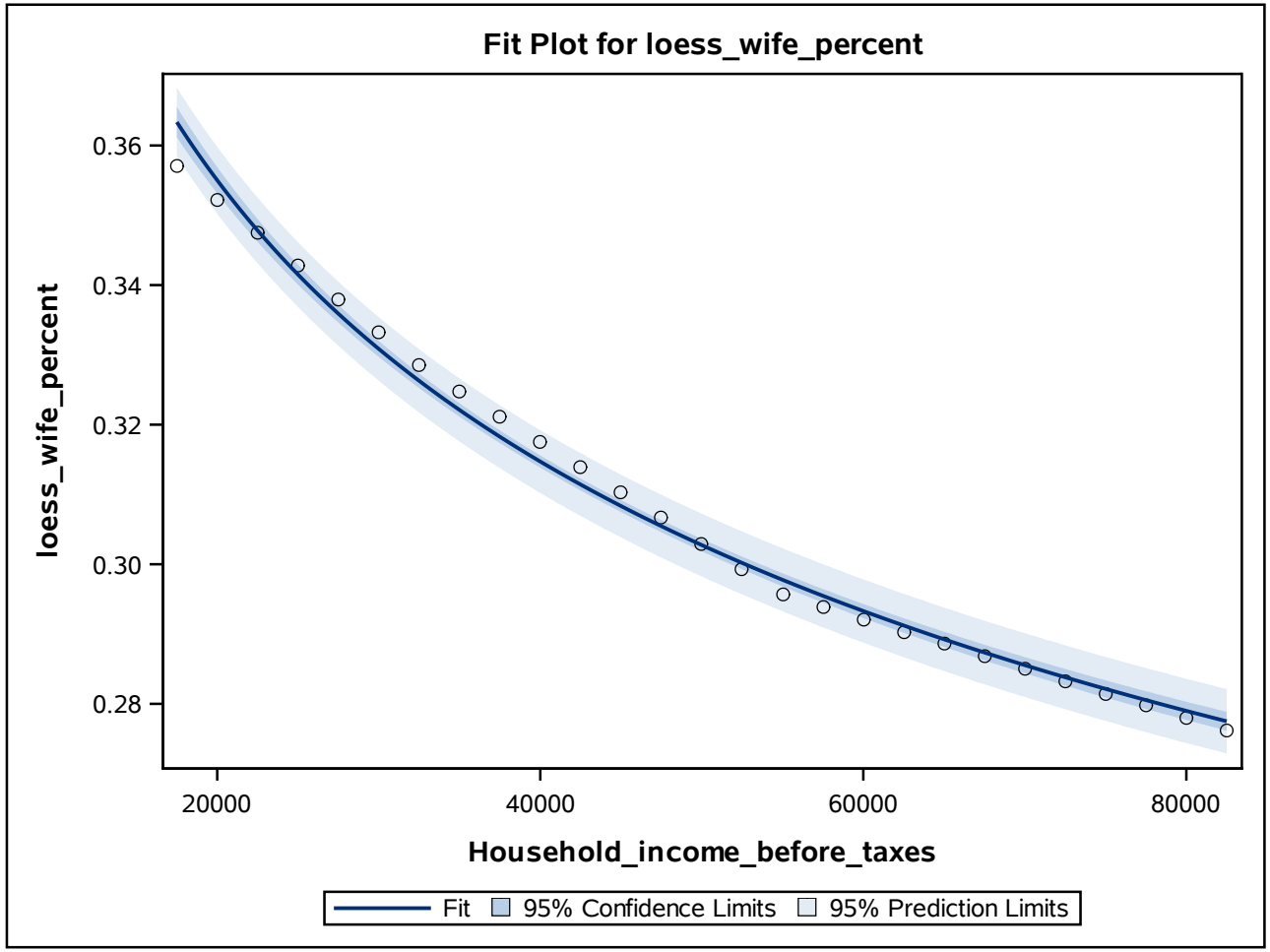

Estimation Summary	
Method	Gauss-Newton
Iterations	4
R	4.935E-7
PPC(wife_alpha)	7.635E-8
RPC(wife_alpha)	0.00001

Table E-6. Consumption expenditures (2013-15$) in wage-earning single parent (under age 65) with one child age 6-15 families Parent - Localized regression smoothing and non-linear smoothing of localized regression

The NLIN Procedure

Estimation Summary	
Object	5.931E-7
Objective	0.000115
Observations Read	27
Observations Used	27
Observations Missing	0

Note: An intercept was not specified for this model.

Source	DF	Sum of Squares	Mean Square	F Value	Approx Pr > F
Model	2	2.5840	1.2920	281515	<.0001
Error	25	0.000115	4.589E-6		
Uncorrected Total	27	2.5841			

Parameter	Estimate	Approx Std Error	Approximate 95% Confidence Limits	
wife_alpha	1.9857	0.0615	1.8591	2.1123
wife_beta	-0.1738	0.00290	-0.1798	-0.1679

Approximate Correlation Matrix		
	wife_alpha	wife_beta
wife_alpha	1.0000000	-0.9990727
wife_beta	-0.9990727	1.0000000

Table E-7. Consumption expenditures and ability to provide financial support (2013$) by average single person (under age 65) households
Localized regression smoothing and non-linear smoothing of localized regression

The LOESS Procedure

Independent Variable Scaling	
Scaling applied: None	
Statistic	**Income_Before_Taxes**
Minimum Value	$11,984
Maximum Value	$147,396

Table E-7. Consumption expenditures and ability to provide financial support (2013$) by average earnings of single persons (under age 35) in households
Localized regression smoothing and non-linear smoothing of localized regression

The LOESS Procedure
Dependent Variable: single_consumption_percent

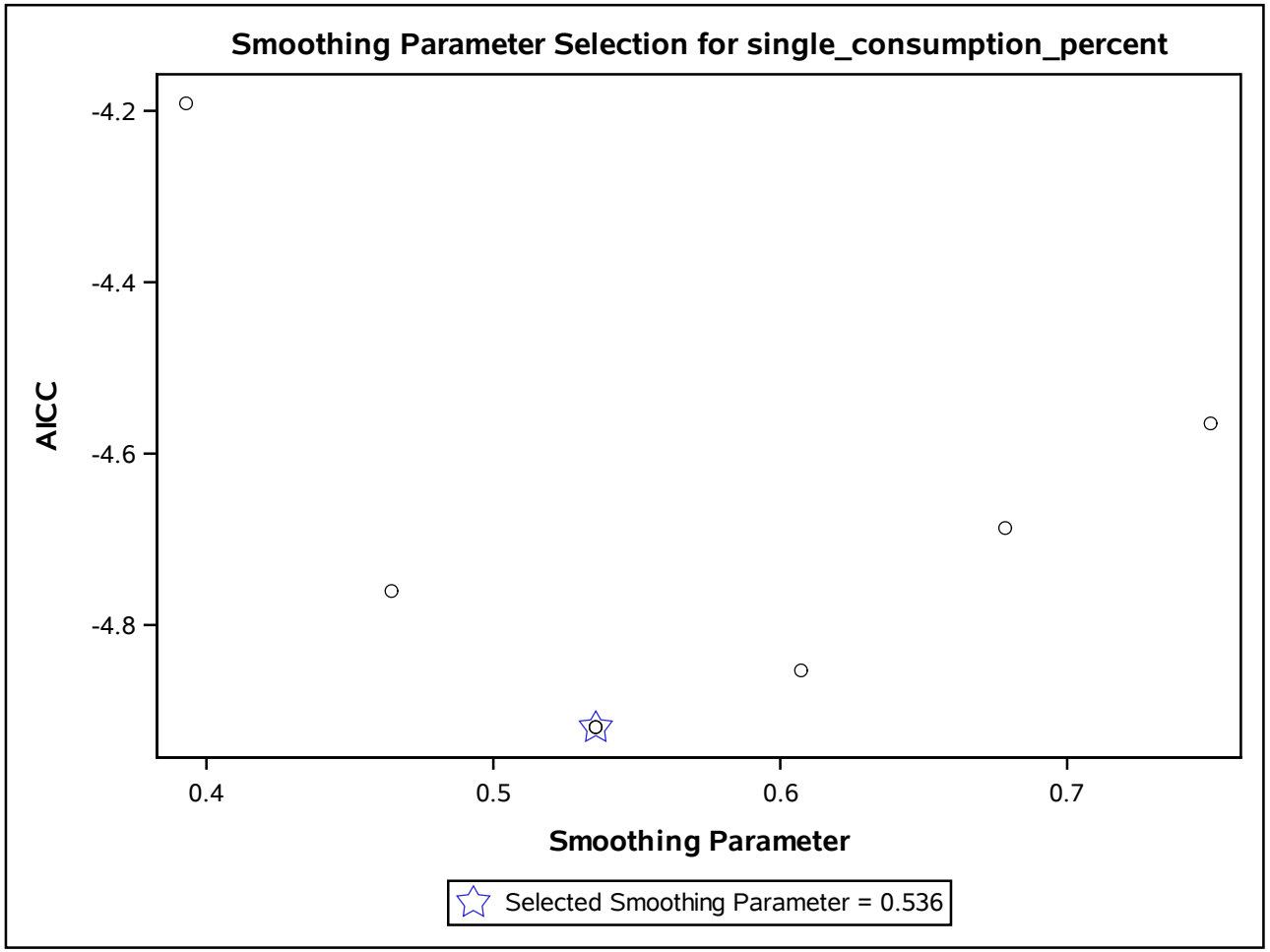

Optimal Smoothing Criterion	
AICC	Smoothing Parameter
-4.91947	0.53571

Table E-7. Consumption expenditures and ability to provide financial support (20$1 by wage earning single person (under age 65) households
Localized regression smoothing and non-linear smoothing of localized regression

The LOESS Procedure
Selected Smoothing Parameter: 0.536
Dependent Variable: single_consumption_percent

Fit Summary	
Fit Method	kd Tree
Blending	Linear
Number of Observations	14
Number of Fitting Points	14
kd Tree Bucket Size	1
Degree of Local Polynomials	1
Smoothing Parameter	0.53571
Points in Local Neighborhood	7
Residual Sum of Squares	0.00685
Trace[L]	4.97982
GCV	0.00008415
AICC	-4.91947

Table E-7. Consumption expenditures and ability to provide financial support (2013-15$) by wage earning single person (under age 65) households
Localized regression smoothing and non-linear smoothing of localized regression

The LOESS Procedure
Selected Smoothing Parameter: 0.536
Dependent Variable: single_consumption_percent

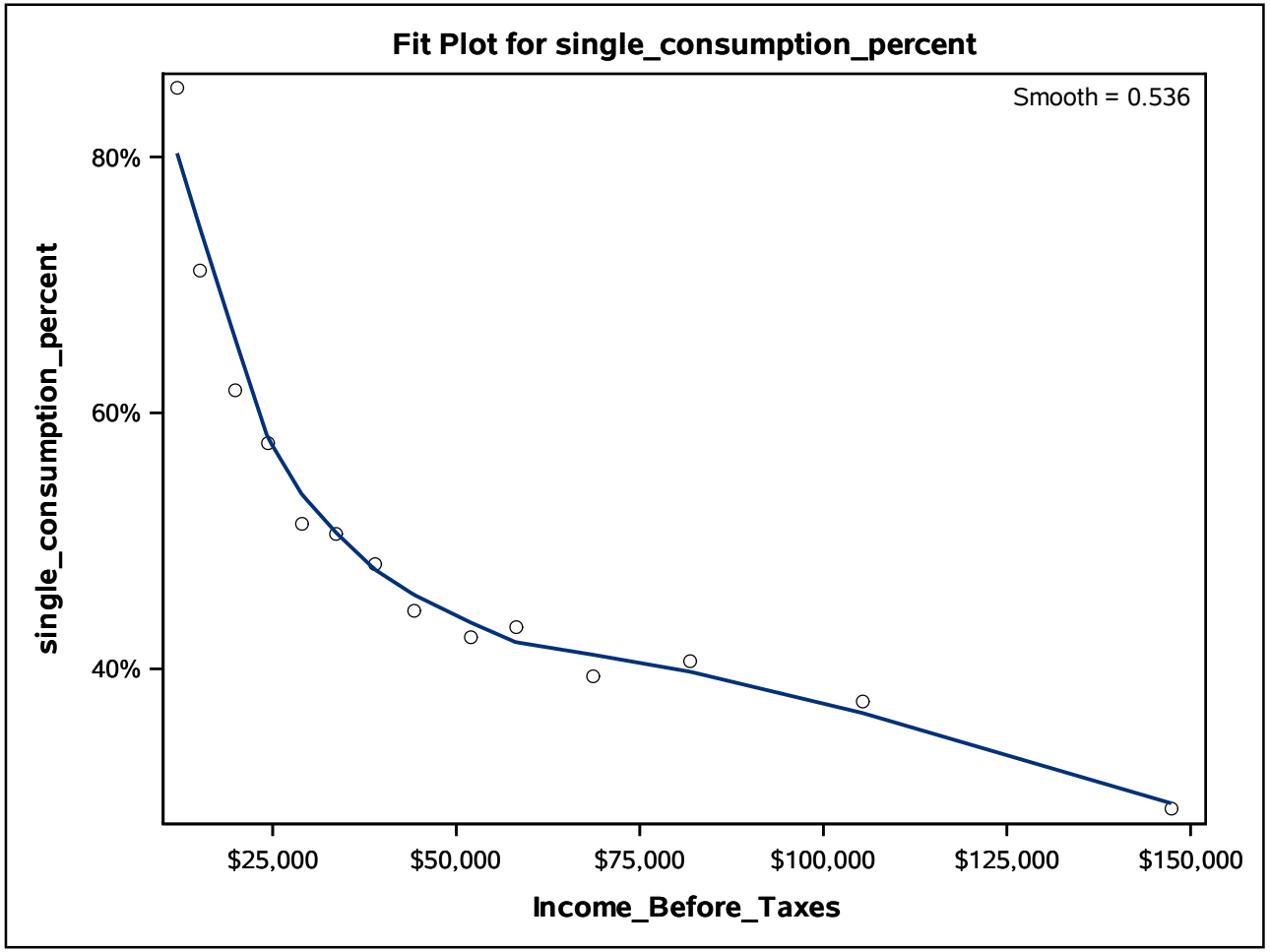

Table E-7. Consumption expenditures and ability to provide financial support (2013-15$) by wage earning single person (under age 65) households
Localized regression smoothing and non-linear smoothing of localized regression

The LOESS Procedure
Selected Smoothing Parameter: 0.536
Dependent Variable: single_consumption_percent

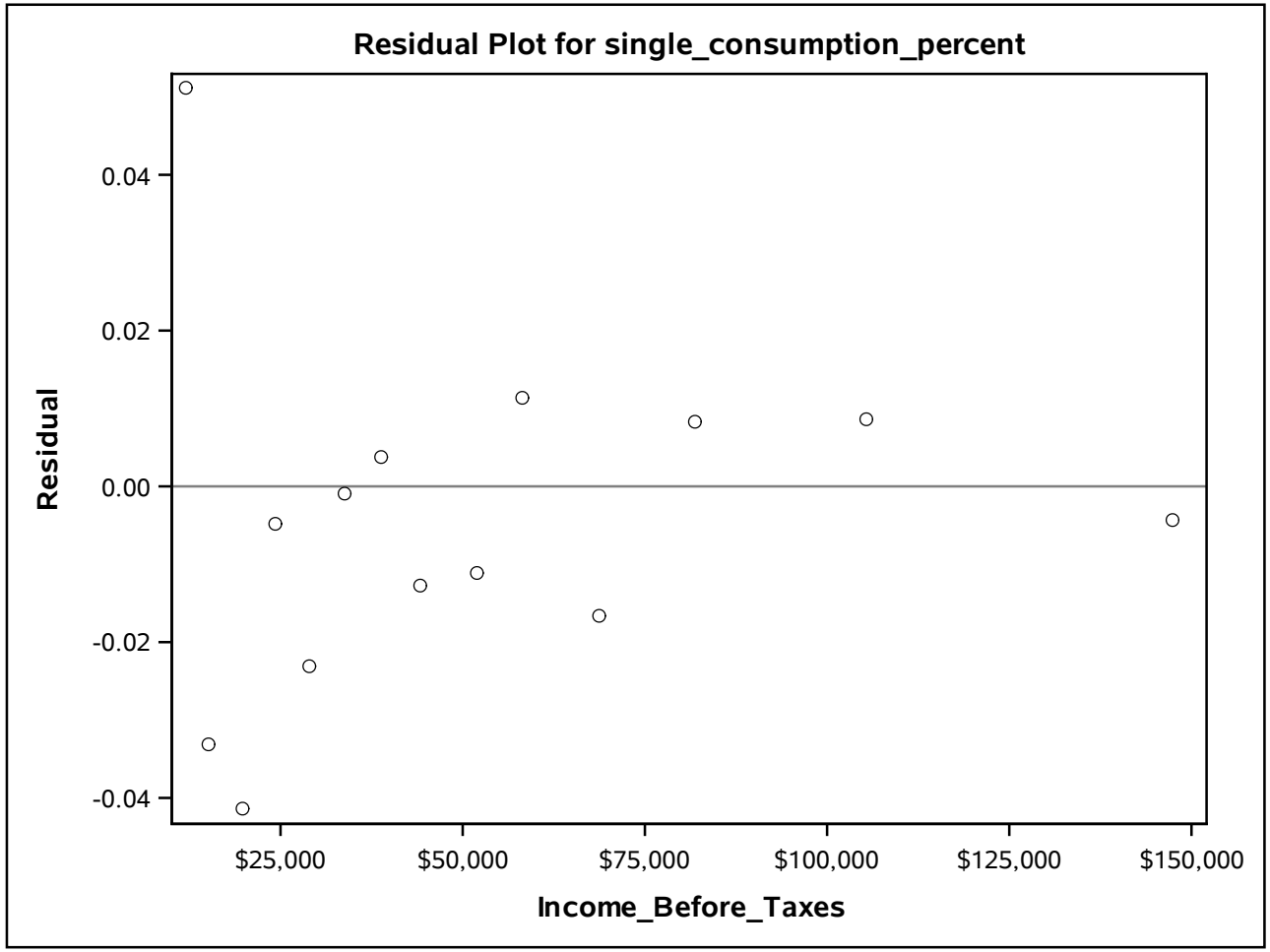

Table E-7. Consumption expenditures and ability to provide financial support (2013-15$) by wage earning single person (under age 65) households
Localized regression smoothing and non-linear smoothing of localized regression

The LOESS Procedure
Selected Smoothing Parameter: 0.536
Dependent Variable: single_consumption_percent

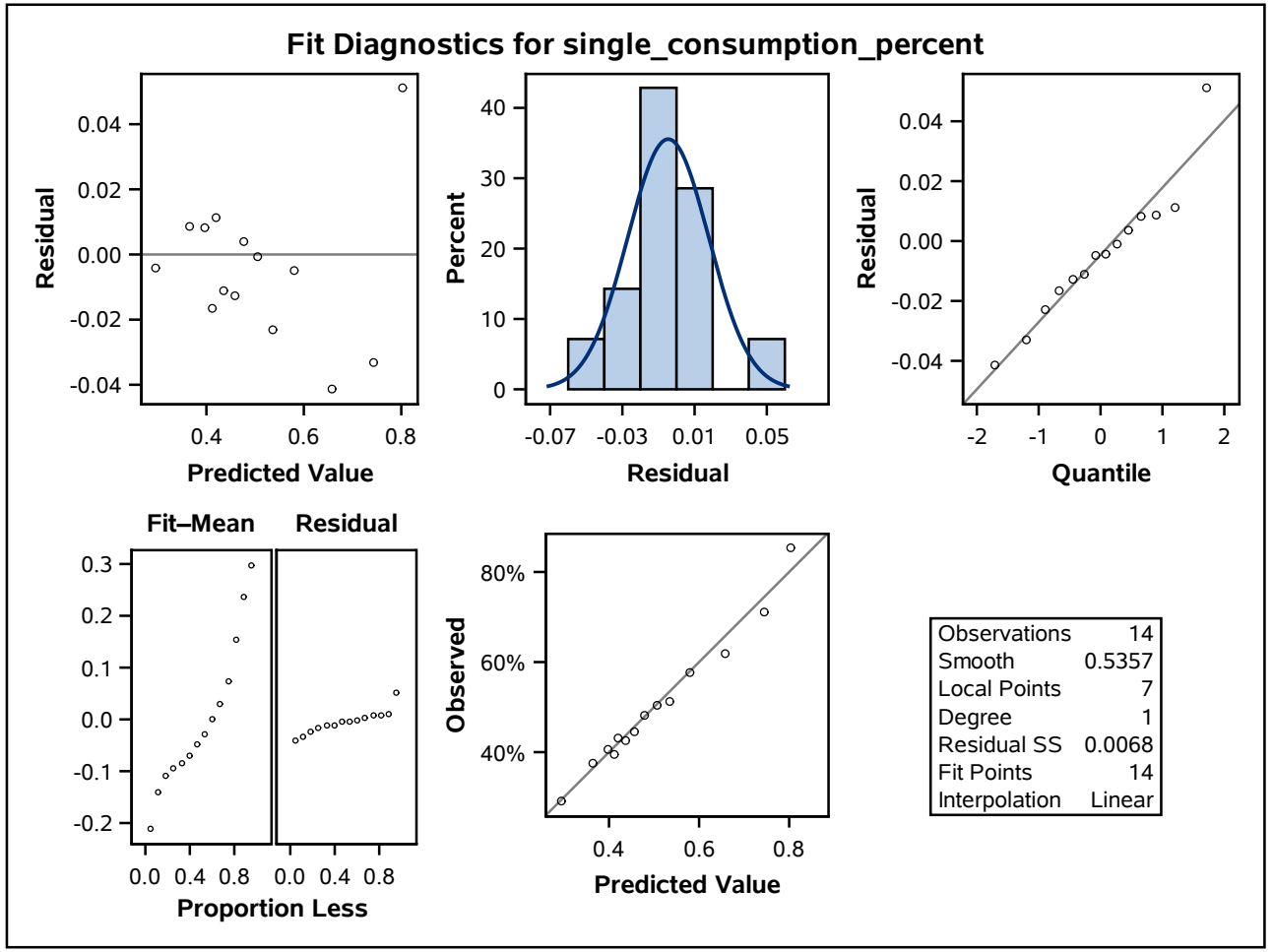

Table E-7. Consumption expenditures and ability to provide financial support 2013-15$) by wage earning single person (under age 65) households
Localized regression smoothing and non-linear smoothing of localized regression

The LOESS Procedure
Selected Smoothing Parameter: 0.536

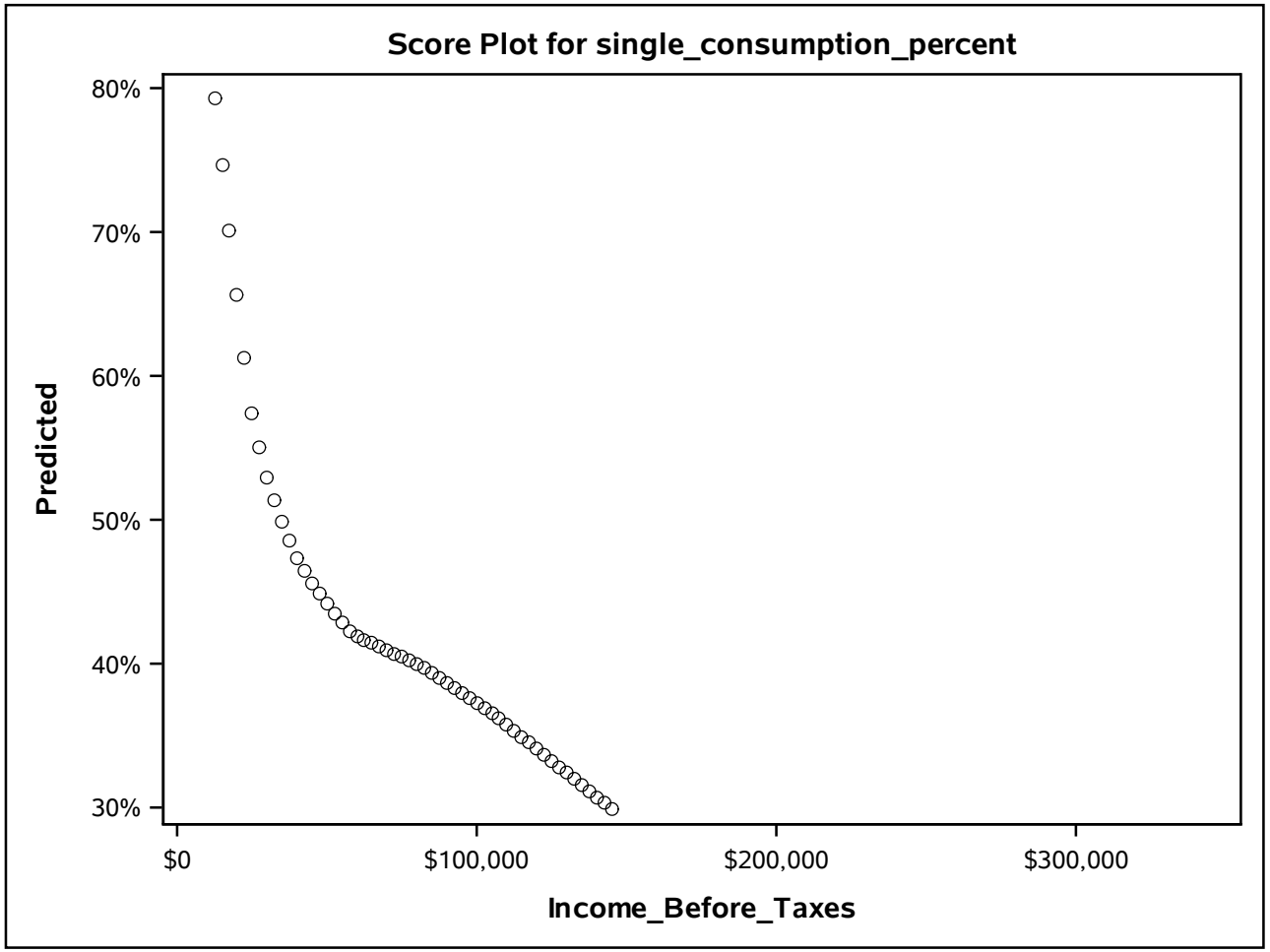

Table E-7. Consumption expenditures and ability to provide financial support (2011-15$) by wage earning single person (under age 65) households
Localized regression smoothing and non-linear smoothing of localized regression

The NLIN Procedure
Dependent Variable loess_single_percent
Method: Gauss-Newton

Iterative Phase			
Iter	**single_alpha**	**single_beta**	**Sum of Squares**
0	25.0000	-0.5000	5.9462
1	8.7159	-0.3675	4.3485
2	19.2494	-0.3628	0.3279
3	23.8179	-0.3655	0.0138
4	23.8684	-0.3651	0.0133
5	23.8666	-0.3651	0.0133

NOTE: Convergence criterion met.

Table E-7. Consumption expenditures and ability to provide financial support (2013-15$) by wage earning single person (under age 65) households
Localized regression smoothing and non-linear smoothing of localized regression

The NLIN Procedure
Dependent Variable loess_single_percent
Method: Gauss-Newton

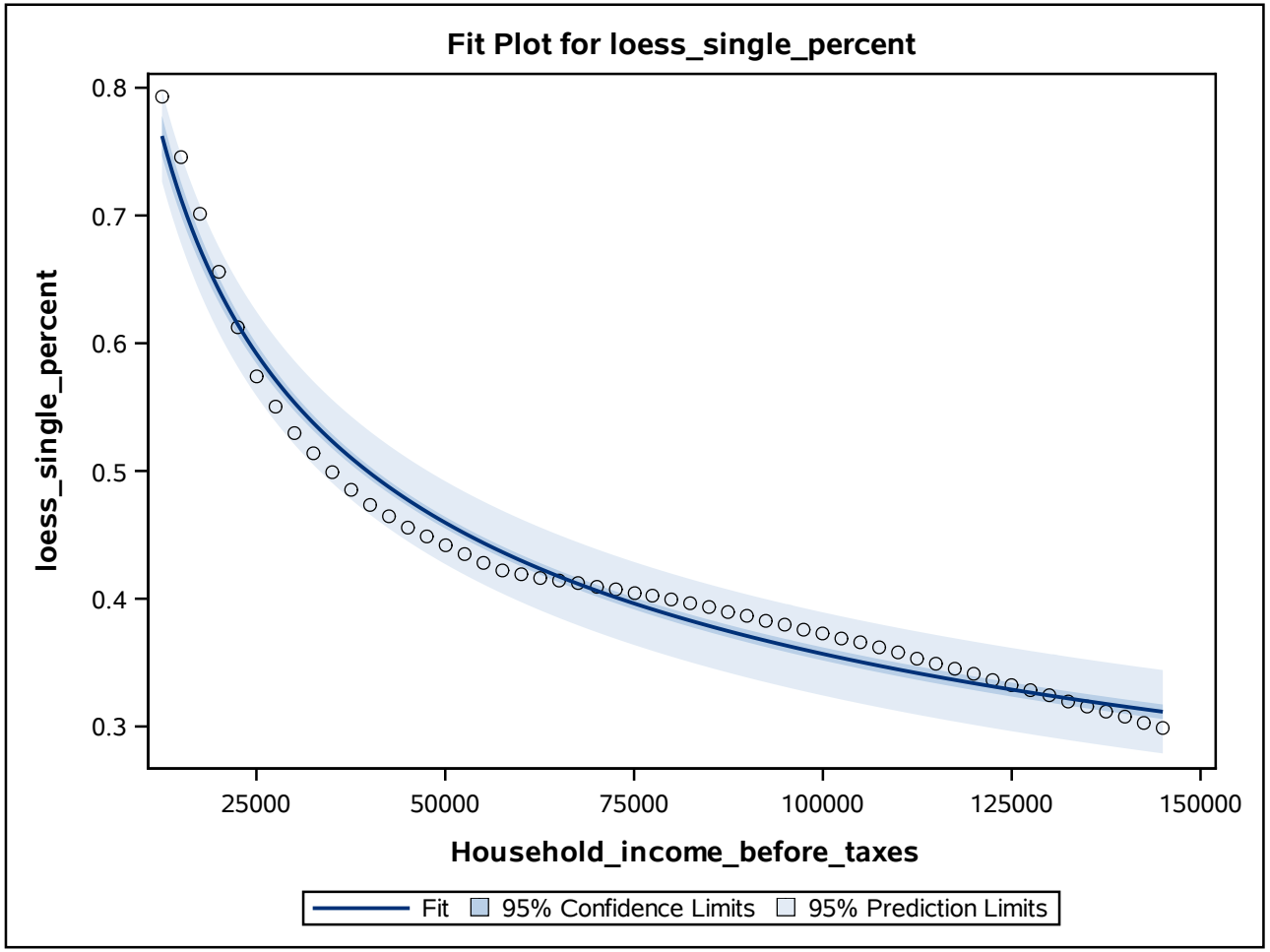

Estimation Summary	
Method	Gauss-Newton
Iterations	5
Subiterations	2
Average Subiterations	0.4
R	2.345E-6

Table E-7. Consumption expenditures and ability to provide financial support 2013-15$) by wage earning single person (under age 65) households
Localized regression smoothing and non-linear smoothing of localized regression

The NLIN Procedure

Estimation Summary	
PPC(single_alpha)	1.231E-6
RPC(single_alpha)	0.000078
Object	2.599E-7
Objective	0.013335
Observations Read	54
Observations Used	54
Observations Missing	0

Note: An intercept was not specified for this model.

Source	DF	Sum of Squares	Mean Square	F Value	Approx Pr > F
Model	2	10.4399	5.2199	20355.9	<.0001
Error	52	0.0133	0.000256		
Uncorrected Total	54	10.4532			

Parameter	Estimate	Approx Std Error	Approximate 95% Confidence Limits	
single_alpha	23.8666	1.7468	20.3613	27.3718
single_beta	-0.3651	0.00679	-0.3787	-0.3515

Approximate Correlation Matrix		
	single_alpha	single_beta
single_alpha	1.0000000	-0.9977047
single_beta	-0.9977047	1.0000000