Worklife in a Markov Model with Full-Time and Part-Time Activity

Kurt V. Krueger
John O. Ward and Associates
8340 Mission Road, Suite 235
Prairie Village, Kansas 66206-1339
Tel: 913-381-9420
Fax: 913-648-5740
Email: Krueger@JohnWardEconomics.com

Gary R. Skoog
DePaul University and Legal Econometrics, Inc.
1527 Basswood Circle
Glenview, IL 60025-2006
Tel: 847-729-6154
Fax: 847-729-6158
Email: gskoog@umich.edu

James E. Ciecka
DePaul University
Economics Dept.-DePaul Center
1 E. Jackson Blvd., Ste. 6200
Chicago, IL 60604-2201
Tel: 312-362-8831
Fax: 312-362-5452
Email: jciecka@depaul.edu

April 3, 2006

Abstract

Worklife expectancy within the Markov model, the current paradigm employed by forensic economists to calculate time in and out of the labor force from mortality and transitions into and out of activity, is commonly dated to Smith (1982) and the Bureau of Labor Statistics *Bulletin 2135*, which announced the change from the conventional model. Two living states, active and inactive, were employed, and continue to be used in the worklife tables in most common use. Methodologically, the theory holds for multiple states, and a few papers have explored a three state model in which the activity state has been subdivided into the employed and unemployed states. This paper explores another three state model, in which activity is divided into full-time and part-time activity. We sketch the theory, describe the relevant CPS data, present calculations and discuss the results.

Worklife in a Markov Model with Full-Time and Part-time Activity

I. Introduction

Worklife expectancy within the Markov model, the current paradigm employed by forensic economists to calculate time in and out of the labor force from mortality and transitions into and out of activity, is commonly dated to Smith (1982) and the Bureau of Labor Statistics *Bulletin 2135*, which announced the change from the conventional worklife model. Two living states, active and inactive, were employed, and continue to be used in the worklife tables in most common use. Methodologically, the theory holds for multiple states, and a few papers have explored a three state model in which the activity state has been subdivided into the employed and unemployed states. This paper explores another three state model, in which activity is divided into full-time and part-time activity. We sketch the theory, describe the relevant Current Population Survey (CPS) data, present calculations, and discuss the results.

II. Theory and Notation

The usual notation for the increment-decrement or Markov process model of economic activity includes the state transition probabilities described in the equations:

(1.1) $${}^{ft}p_x^{ft} + {}^{ft}p_x^{pt} + {}^{ft}p_x^{i} + {}^{ft}p_x^{d} = 1$$

(1.2) $${}^{pt}p_x^{ft} + {}^{pt}p_x^{pt} + {}^{pt}p_x^{i} + {}^{pt}p_x^{d} = 1$$

(1.3) $${}^{i}p_x^{ft} + {}^{i}p_x^{pt} + {}^{i}p_x^{i} + {}^{i}p_x^{d} = 1$$

The prefix superscript (upper left) is the beginning period status (*ft* for full-time, *pt* for part-time, *i* for inactive) at exact subscripted age *x*, and the suffix superscript indicates the status at the end of the period. Since the only ending $x+1$ states, *ft*, *pt*, *i*, or *d* (dead), are mutually exclusive, and probabilities must sum to 1, (1.1) - (1.3) follow trivially. In practice, we assume that ${}^{ft}p_x^{d} = {}^{pt}p_x^{d} = {}^{i}p_x^{d} = {}^{\bullet}p_x^{d}$ (which is estimated from $1-q_x$, the latter taken from a U.S. Life Table).

Given the mortality table's ${}^{\bullet}p_x^d$, only two of the three remaining transition probabilities in each of the equations (1.1)-(1.3) above are independent and hence require estimation from CPS data. From the CPS, we find individual's state (*ft*, *pt*, or *i*) in each of two months one year apart. In the matching process, since everyone matched is alive in the second period, the conditional-on-survival probabilities (those with upper case superscripts) are estimated from the CPS data and are displayed in (2.1) - (2.3):

(2.1) $${}^{FT}p_x^{FT} + {}^{FT}p_x^{PT} + {}^{FT}p_x^{I} = 1$$

(2.2) $${}^{PT}p_x^{FT} + {}^{PT}p_x^{PT} + {}^{PT}p_x^{I} = 1$$

(2.3) $${}^{I}p_x^{FT} + {}^{I}p_x^{PT} + {}^{I}p_x^{I} = 1$$

Details of the estimation and data appear in the next section. For any of the initial states (*ft, pt,* or *i*) and final states (*ft, pt,* or *i*), we have 9 equations such as ${}^{pt}p_x^{pt} = (1-q_x)\,{}^{PT}p_x^{PT}$ linking the sets of transition probabilities defined above.

It is then standard to let ${}^{ft}l_x$, ${}^{pt}l_x$, and ${}^{i}l_x$ denote the number of full-time, part-time, and inactive lives at age *x* possessing similar exogenous attributes, typically sex and level of education. These may correspond to proportions in a "stationary" population, if worklife expectancy regardless of initial state is desired; alternatively, if one wishes worklife expectancy conditional upon an initial status, say full-time, one sets ${}^{ft}l_x$ to some number (the "radix," often 100,000), and ${}^{pt}l_x$ and ${}^{i}l_x$ to 0. In any event, the ${}^{\bullet}l_x$ people who are distributed as ${}^{ft}l_x$, ${}^{pt}l_x$ and ${}^{i}l_x$ at age *x* will on average result in

(3.1) $${}^{ft}l_{x+1} = {}^{ft}p_x^{ft}\,{}^{ft}l_x + {}^{pt}p_x^{ft}\,{}^{pt}l_x + {}^{i}p_x^{ft}\,{}^{i}l_x$$

(3.2) $${}^{pt}l_{x+1} = {}^{ft}p_x^{pt}\,{}^{ft}l_x + {}^{pt}p_x^{pt}\,{}^{pt}l_x + {}^{i}p_x^{pt}\,{}^{i}l_x$$

(3.3) ${}^{i}l_{x+1} = {}^{ft}p_x^{i}\ {}^{ft}l_x + {}^{pt}p_x^{i}\ {}^{pt}l_x + {}^{i}p_x^{i}\ {}^{i}l_x$

persons in the statuses depicted by the left hand sides of (3.1) - (3.3) at age *x+1*.

Gathering these quantities into vectors and matrices, the equation of motion of the system is

(4.1) $$l_{x+1} \equiv \begin{pmatrix} {}^{ft}l_{x+1} \\ {}^{pt}l_{x+1} \\ {}^{i}l_{x+1} \end{pmatrix} = \begin{pmatrix} {}^{ft}p_x^{ft} & {}^{pt}p_x^{ft} & {}^{i}p_x^{ft} \\ {}^{ft}p_x^{pt} & {}^{pt}p_x^{pt} & {}^{i}p_x^{pt} \\ {}^{ft}p_x^{i} & {}^{pt}p_x^{i} & {}^{i}p_x^{i} \end{pmatrix} \begin{pmatrix} {}^{ft}l_x \\ {}^{pt}l_x \\ {}^{i}l_x \end{pmatrix}$$

which, in matrix notation we denote

(4.2) $$l_{x+1} = P_x l_x .$$

From $\begin{pmatrix} {}^{ft}l_x \\ {}^{pt}l_x \\ {}^{i}l_x \end{pmatrix} = \begin{pmatrix} {}^{ft}l_x \\ 0 \\ 0 \end{pmatrix}$, (3.1) - (3.3) (or 4.2) may be repeated for ages *x+2,x+3,…* to obtain ${}^{ft}l_{x+2}$, ${}^{ft}l_{x+3}$,… as well as the numbers in the part-time and inactive states. One then defines

$${}^{ft}L_x = ({}^{ft}l_x + {}^{ft}l_{x+1})/2 , \quad {}^{ft}L_{x+1} = ({}^{ft}l_{x+1} + {}^{ft}l_{x+2})/2 , \text{ etc.}$$

as the person-years spent in the full-time state. Finally, one calculates ${}^{ft}e_x^{ft} = \sum_{j=x}^{j=R} {}^{ft}L_j \Big/ {}^{ft}l_x$ as the worklife expectancy of years in the full-time state (the upper right *ft* superscript) having started in the *ft* state (the upper left superscript) for a person exact age *x*. *R* is an age of table closure, beyond which no further activity is allowed.

If one counts time in the part-time state, using (3.2), but again starting in the full-time state, we may repeat the process, obtaining ${}^{pt}l_{x+2}$, ${}^{pt}l_{x+3}$, etc. Now, defining

${}^{pt}L_x = ({}^{pt}l_x + {}^{pt}l_{x+1})/2$, ${}^{pt}L_{x+1} = ({}^{pt}l_{x+1} + {}^{pt}l_{x+2})/2$, etc. as the person-years spent in the full-time,

and we calculate the worklife expectancy of part-time years, starting full-time, as

$$ {}^{ft}e_x^{pt} = \sum_{j=x}^{j=R} {}^{pt}L_j \Big/ {}^{ft}l_x \quad . $$

In this way, overall worklife expectancy from the full-time state is defined by the sum of the time in the active states, full-time and part-time, as ${}^{ft}e_x^a \equiv {}^{ft}e_x^{ft} + {}^{ft}e_x^{pt}$. Had we begun in the part-time state, we would have employed the initial condition radix vector $\begin{pmatrix} {}^{ft}l_x \\ {}^{pt}l_x \\ {}^{i}l_x \end{pmatrix} = \begin{pmatrix} 0 \\ {}^{pt}l_x \\ 0 \end{pmatrix}$, and proceeded as above to calculate ${}^{pt}e_x^{ft}$ and ${}^{pt}e_x^{pt}$, depending on which of the sequences $\left\{ {}^{ft}l_{x+j} \right\}$ or $\left\{ {}^{pt}l_{x+j} \right\}$ we wished to measure. We similarly arrive at ${}^{pt}e_x^a \equiv {}^{pt}e_x^{ft} + {}^{pt}e_x^{pt}$ as both the definition of worklife starting part-time and its decomposition into time spent in each of the active states. Repeating the process a last time, using $\begin{pmatrix} {}^{ft}l_x \\ {}^{pt}l_x \\ {}^{i}l_x \end{pmatrix} = \begin{pmatrix} 0 \\ 0 \\ {}^{i}l_x \end{pmatrix}$ as the radix vector, we compute ${}^{i}e_x^{ft}$ and ${}^{i}e_x^{pt}$ and ${}^{i}e_x^a \equiv {}^{i}e_x^{ft} + {}^{i}e_x^{pt}$.

Finally, let w_{pt}, w_{ft}, and w_i be the percentages of the population in part-time, full-time and the inactive states at a given age *x*, suppressed in the notation. Then the overall worklife expectancy at age *x* regardless of starting status is given by:

$$ {}^{\square}e_x^a \equiv w_{pt}\{ {}^{pt}e_x^{pt} + {}^{pt}e_x^{ft} \} + w_{ft}\{ {}^{ft}e_x^{pt} + {}^{ft}e_x^{ft} \} + w_i\{ {}^{i}e_x^{pt} + {}^{i}e_x^{ft} \} = w_{pt}\,{}^{pt}e_x^a + w_{ft}\,{}^{ft}e_x^a + w_i\,{}^{i}e_x^a $$

Following the general theory of Skoog-Ciecka (2002), we may move beyond the means or averages discussed above to develop standard errors and any other statistics for the future time spent in each of the two active states. We present here representative tables for the educationally

aggregated groups of all men and all women showing such statistics, as well as worklife expectancies in all states for four specific educational levels.

III. Data

Using the monthly outgoing rotations of the CPS from January 1998 through December 2004, from 673,715 one-year-apart matching records on individuals in the CPS, we found the average size of the U.S. non-institutional population by age, gender and four educational levels by the labor force status, full-time, part-time, or not in the labor force (${}^{ft}N_x$, ${}^{pt}N_x$, ${}^{i}N_x$). The data set used appears in Krueger (2005) with the addition of dividing the labor force into full-time and part-time work status.[1] The CPS divides the full-time and part-time labor force for employed persons based on usual weekly hours worked. Full-time employed persons are those that usually work at least 35 hours per week. Unemployed persons are divided into the full-time and part-time unemployed based on the number of hours they are seeking to work with new employment.

In order to compute the transition probabilities, we find in the U.S. non-institutional population by gender and education level

a) the number of persons who are inactive at age x and inactive, part-time, or full-time at age $x + 1$, ${}^{i}N^{i}$, ${}^{i}N^{pt}$, ${}^{i}N^{ft}$
b) the number of persons who are part-time at age x and inactive, part-time, or full-time at age $x + 1$, ${}^{pt}N^{i}$, ${}^{pt}N^{pt}$, ${}^{pt}N^{ft}$
c) the number of persons who are full-time at age x and inactive, part-time, or full-time at age $x + 1$, ${}^{ft}N^{i}$, ${}^{ft}N^{pt}$, ${}^{ft}N^{ft}$

We also require the input of the proportion of persons dying between ages x and $x + 1$, q_x, and the number of survivors in the population at each age x, l_x, which is computed from q_x. The survivor data does not necessarily have to come from a different source than the population

1 For a discussion of the data set creation including comparative analysis of the 1998 to 2004 CPS to other years, see Krueger (2005).

activity data, but practical data availability demands that it does (we rely on the *U.S. Life Tables 2002* (Centers for Disease Control, 2004)). We close the worklife table at age 80 by assuming that all living persons ages 80 and over are inactive.

The mortality data as published are computed for exact ages x—they represent the probability of survival from one exact age to the next age. However, since the CPS population activity data are based on surveyed age reported in single-digit values only, age in the CPS has an expected value as $x + ½$. Therefore, when we compute the transition probabilities, we need to re-center the survey data to exact ages by taking the average of the surveyed population size data across the range of $x \pm ½$ by combining two ages from survey data (e.g., for exact age 17 transition probabilities, we use the average survey data from 16.5 and 17.5). Using the identities in (2.1)-(2.3), the six transition probabilities computed from the survey data for exact age x are:

$$(5.1) \quad {}^{i}p_x^{i} = \left[\frac{{}^{i}N_{x-1}^{i} + {}^{i}N_x^{i}}{{}^{i}N_{x-1} + {}^{i}N_x} \right] \times (1 - {}^{\bullet}p_x^{d})$$

$$(5.2) \quad {}^{i}p_x^{ft} = \left[\frac{{}^{i}N_{x-1}^{ft} + {}^{i}N_x^{ft}}{{}^{i}N_{x-1} + {}^{i}N_x} \right] \times (1 - {}^{\bullet}p_x^{d})$$

$$(5.3) \quad {}^{pt}p_x^{pt} = \left[\frac{{}^{pt}N_{x-1}^{pt} + {}^{pt}N_x^{pt}}{{}^{pt}N_{x-1} + {}^{pt}N_x} \right] \times (1 - {}^{\bullet}p_x^{d})$$

$$(5.4) \quad {}^{pt}p_x^{ft} = \left[\frac{{}^{pt}N_{x-1}^{ft} + {}^{pt}N_x^{ft}}{{}^{pt}N_{x-1} + {}^{pt}N_x} \right] \times (1 - {}^{\bullet}p_x^{d})$$

$$(5.5) \quad {}^{ft}p_x^{pt} = \left[\frac{{}^{ft}N_{x-1}^{pt} + {}^{ft}N_x^{pt}}{{}^{ft}N_{x-1} + {}^{ft}N_x} \right] \times (1 - {}^{\bullet}p_x^{d})$$

$$(5.6) \quad {}^{ft}p_x^{ft} = \left[\frac{{}^{ft}N_{x-1}^{ft} + {}^{ft}N_x^{ft}}{{}^{ft}N_{x-1} + {}^{ft}N_x} \right] \times (1 - {}^{\bullet}p_x^{d})$$

IV. Worklife Estimates

In tables 1-10, we show sets of columns corresponding to $({}^{\square}e_x^i, {}^{i}e_x^i, {}^{pt}e_x^i, {}^{ft}e_x^i)$, time spent in the inactive state, followed by columns $({}^{\square}e_x^{pt}, {}^{i}e_x^{pt}, {}^{pt}e_x^{pt}, {}^{ft}e_x^{pt})$ depicting time in the part-time state, columns $({}^{\square}e_x^{ft}, {}^{i}e_x^{ft}, {}^{pt}e_x^{ft}, {}^{ft}e_x^{ft})$ showing time in the full-time state, columns showing total active time $({}^{\square}e_x^{a}, {}^{i}e_x^{a}, {}^{pt}e_x^{a}, {}^{ft}e_x^{a})$, and finally columns showing the fraction of total active time which is spent at full-time labor force participation, for each age *x* in the worklife table by gender and education. Total active years in the labor force are the sum of part-time and full-time worklife expectancy.

V. Issues in Theoretical Interpretations

There are two quite distinct elements which will be of interest to forensic economists in considering the labor force state expansion represented in these tables: (1) the richer effects of there now being three rather than two initial states for use in looking up a worklife expectancy, and, (2) the fact that average (or some other measure of active time) is now spent in each of the *two* active states. There may be a temptation to interpret time spent in part-time activity as associated with less income for each of these years, and, in some cases, as in our example below, this may be appropriate. As always, worklife expectancy should be carefully employed on a case by case basis. This decomposition provides averages tendencies, which may or may not be applicable in particular cases.

The reader may recall that the conventional model of worklife had nothing useful to say about workers who were initially inactive, and indeed, this shortcoming was a major reason for the evolution to the two state increment-decrement model. This three state model is richer still– the initial state now shows varying amounts of time in the *two* active states depending on whether one was initially working part-time or full-time. For women, whom the tables show

spend more time in the part-time state generally, there is relatively more information in the observed initial state.

The other and more problematic aspect of these tables is the use to which full-time versus part-time years are put. At issue will be: (1) the need to closely think about (and perhaps reconsider) the base earnings calculation, and, (2) to ponder whether age-earnings adjustments can capture variations in full-time and part-time differences in end-of-worklife earnings.

The definition of part-time work is simply that it includes employment of 1 to 34 hours of work per week—an uncomfortably large range. Therefore we do not know that a year of part-time worklife expectancy should be weighted by a factor of (say) ½. Additionally, we would like to know *when* in the worklife the additional years of part-time work are most likely to occur. To the extent that they occur late in the career, it is reasonable to associate those years with less intensity, and correspondingly to apply a larger earnings discount factor to them. Women in child-bearing ages, on the other hand, may experience relatively more of their part-time years immediately, returning to full-time activity as their children reach school age. Fractions of future years allocated to full-time and part-time work are available from the usual decomposition of total expectancy, i.e. from $ {}^{ft}L_{x+j} \Big/ {}^{ft}l_x = ({}^{ft}l_{x+j} + {}^{ft}l_{x+j+1}) \Big/ 2\,{}^{ft}l_x $ and

$ {}^{pt}L_{x+j} \Big/ {}^{pt}l_x = ({}^{pt}l_{x+j} + {}^{pt}l_{x+j+1}) \Big/ 2\,{}^{pt}l_x $, for any *j*, following repeated use of (4.2), as in Skoog (2002) and Krueger (2005).

For the present decomposition to provide added accuracy in economic loss appraisals, it must be the case that full-time employment was present in the base determination, and part of future employment will be part-time, and at a reduced annual rate, or the reverse: the employment that entered the base could have been part-time, and some future employment will

be full-time, and at a higher annual rate. To use the information in this decomposition, we need to know more information than just the two worklife expectancies; we need to know the intensities that went into the base.

There may be some personal injury cases where one can use the decomposition of future full-time and part-time hours to argue that economic loss corresponds only to the full-time component. If the part-time hours represent a change in employment which would have been from a strenuous line of work which is no longer possible after the injury, but the part-time hours would have been employment that is less strenuous and still feasible post-injury, then clearly this portion of worklife expectancy does not produce economic loss. Only ${}^{ft}e_x^{ft}$ is lost in this case.

In the example calculations in Tables 11 and 12, we show the lifetime expected earnings of male and female high school graduates at various net discount rates.[2] Such a calculation may be appropriate for a person who was injured or died prior to establishing an earnings record. Method 1 (the first four discounted numbers in each table below) accounts for the probability of being part-time or full-time using the Skoog and Krueger decompositions. Method 2 (the second set of discounted numbers located in the last four columns in each table) considers all years of attachment to the labor force as being at full-time. The difference in lifetime expected earnings for males is 5%, meaning if the economist considers all years of attachment to the labor force at full-time earnings, he/she would be making a 5% error. The difference in lifetime expected earnings for females is 13%. Where we have measures drawn from the data which matches the full-time and part-time concepts, as here, the case for the use of these tables is strongest.

---

2 Unemployment rates are calculated from the entire CPS from 1998 to 2004. Full-time and part-time earnings are calculated for 2004 from the *American Community Survey* for only those persons working year-round.

VI. Interpretation of the Empirical Regularities in These Tables

Most of total worklife expectancy is indeed associated with full-time work. This result appears to be more true for men than for women, and holds across all educational levels. From Figure 1, for all men beginning full-time, over 90% of remaining worklife is full-time out to around age 40, and this percentage remains at or above 85% until age 58. For women beginning full-time, about 78% or so of their remaining active time is full-time between ages 20 and 50. Such women (shown in Table 6) spend over double the amount of time in part-time-employment when compared to same aged men over these years.

By thinking of years in a specific state as a random variable, we can describe its distributional characteristics. With the possibility of time spent in three living states, three initial states, five educational groupings (including an aggregation over all educational levels) and two genders, there are 3 x 3 x 5 x 2 = 90 such random variables to consider for each age (17 to 75 for people with high school or less, 18 to 75 for those with some college, and 20 to 75 for individuals with at least an undergraduate degree). Here we illustrate characteristics of random variables for all men and all women, regardless of educational attainment.

Relationships among measures of central tendency for males in full-time activity, who start full-time, closely resemble the characteristics of initially active males in the two-state model (see Skoog and Ciecka, 2001). In both the three-state model and two-state model, years in full-time activity and years active are negatively skewed until age 48 and positively skewed thereafter—typically the mean is less than the median which in turn is less than the mode until age 48, a mixed relationship among these measures of central tendency occurs in the early 50's, and thereafter the mean exceeds the median which exceeds the mode. The coefficient of variation (the ratio of the standard deviation to the mean) for years in full-time activity, and

beginning full-time, increases monotonically from approximately .25 to .90 between ages 22 and 72. This random variable is leptokurtic (*i.e.*, a kurtosis value exceeding that of a normal random variable which is always 3.0) at ages less than 43 and ages greater than 53 and platykurtic between these ages. Approximate normality (skewness between -.5 and +.5 and kurtosis between 2.5 and 3.5) occurs between ages 34 and 55. Minimal 50% probability intervals have length of approximately 10 years at age 17 and gradually decline to about 4 years at age 60, but the length of these intervals relative to the means of the distributions increase with age in a manner consistent with the already noted increase in the coefficient of variation. Measures of central tendency for years in full-time activity for those beginning part-time are somewhat smaller than for those beginning full-time. At ages 20 and 30 , they differ by approximately 1.25 years; they differ by a little more than 1.5 years at age 40, and almost 2.0 years at ages 50 and 60. The skewness and kurtosis characteristics are similar to those starting full-time; but the coefficient of variation, although also starting at approximately .25, gradually increases to more than 2.0 for men in their 70's. Minimal 50% probability intervals also have a length of approximately 10 years at age 17 but have length only 1.50 years at age 60. This occurs because the probability is .34 that a 60-year-old male who is active on a part-time basis will spend zero years in future full-time activity; this requires only a short interval of 1.5 years with a probability measure of .16 to complete the minimal 50% interval. For men beginning inactive, mean years of full-time activity are only .4 years smaller than full-time activity for those starting in the part-time state; but smaller by 1.1 years, 1.7 years, 2.8 years at ages 30, 40, and 50 respectively. The skewness and kurtosis values are similar for those beginning inactive to those starting full-time and part-time; but both skewness and kurtosis become much larger at older ages, as does the coefficient of variation. Finally, our tables show the probabilities of no time in full-time activity

for initially inactive men and men initially in the part-time state. For example, the probability is .21 that an inactive male will have zero years of future full-time activity but only .07 for an initially part-time counterpart.

The distributions for years in part-time activity differ markedly from full-time activity. Regardless of initial state, part-time activity is always leptokurtic (with an acute peak and thick or heavy tail(s)) and positively skewed (*i.e.*, means exceed medians which exceed modes, with modes often being at their minimal values of zero or .5 years). Coefficients of variation typically are twice or three times as large as they are for full-time activity for men ages 17 – 45. However, for those beginning part-time, the coefficient of variation for part-time activity varies over a narrow range of .60 to .90; whereas the coefficient of variation increases much more with age for full-time activity and for part-time activity emerging from the two other initial states. Figure 2 illustrates probability mass functions (pmf's) for part-time activity at ages 20, 30, 40, 50, 60, and 70. These pmf's decline monotonically except for initial values at age 20. They also show pmf's that are very similar for initial full-time and initially inactive men (except at age 70); one function virtually lies on the other except at initial values of years in part-time activity. The pmf for those initially in part-time activity consistently lies above these mass functions for positive years in part-time activity.

Years of inactivity possess small positive skewness regardless of initial state, and the mode is always zero for those starting full-time or part-time. All three initial states produce platykurtic (thin tailed) distributions with kurtosis values in the range of 2.2 to 2.4. These distributions are very flat except at the modal value (which for these distributions is usually the smallest value that can occur with positive probability) and at large values of years in inactivity. Excluding the initial value that has positive probability and the right had tails which contain little

total probability mass, these distributions are reminiscent of the uniform (rectangular) distribution which always has zero skewness and kurtosis of 1.80.

Years of full-time activity for women are positively skewed at younger ages (until ages 40, 35, and 31 for women beginning full-time, part-time, and inactive, respectively) and negatively skewed at older ages. They are platykurtic until the early 50's and leptokurtic thereafter. The coefficient of variation is approximately .35 at age 17, regardless of beginning state, but it increases monotonically to .80, 3.45, and 12.58 for women beginning full-time, part-time, and inactive respectively. As is the case for men, part-time activity is always leptokurtic and positively skewed regardless of initial state. The coefficient of variation is approximately .50 for part-time activity regardless of age. It increases to only .83 for women initially part-time, but grows to 1.84 for women initially full-time and to 6.58 for those initially inactive. As one would expect, women (conditional on an initial state and age) devote more time to part-time activity and less to full-time activity than men. The pmf's for women in part-time activity are shown in Figure 3 for ages 20, 30, 40, 50, 60, and 70. The mass functions for women beginning full-time or beginning inactive are very similar to each other until age 60. Years of inactivity for women have skewness values (either negative or positive) close to zero regardless of initial state. All three initial states produce platykurtic distributions with kurtosis values in the range of 2.1 to 2.5. As with men, these distributions are very flat except at the modal value and in the right-hand tail. Coefficients of variation have a narrow range from only approximately .40 to .70 regardless of initial state.

VII. Conclusion

Using the worklife expectancy dataset of Krueger (2005), this paper extends the Markov worklife expectancy model to a three state model in which activity is divided into full-time and

part-time labor force participation. We show that most of worklife expectancy is associated with full-time participation across all educational levels. We also show that the distributions for years in part-time activity differ markedly from full-time activity: regardless of initial state, part-time activity is always leptokurtic and positively skewed. While worklife expectancy should be carefully employed on a case by case basis, by dividing the active state, the tables presented here provide new insight of averages tendencies to lifetime part-time and full-time labor force participation.

References

Ciecka, James, Thomas Donley and Jerry Goldman, "A Markov Process Model of Work-Life Expectancies Based on Labor Market Activity in 1997-98," *Journal of Legal Economics*, 2000, 9(3), 33-66.

Krueger, Kurt V., "Tables of Inter-year Labor Force Status of the U.S. Population (1998-2004) to Operate the Markov Model of Worklife Expectancy," *Journal of Forensic Economics*, 2005, 17(3), 313-381.

Skoog, Gary "Worklife Expectancy: Theoretical Results," Allied Social Science Association Meeting, Atlanta, GA, January, 2002.

Skoog, Gary and James Ciecka, "Probability Mass Functions for Labor Market Activity Induced by the Markov (Increment-Decrement) Model of Labor Force Activity," *Economics Letters*, 2002, 77, 425-431.

_____, "The Markov (Increment-Decrement) Model of Labor Force Activity: New Results Beyond Worklife Expectancies," *Journal of Legal Economics*, 2001,11(1), 1-21.

_____, "The Markov (Increment-Decrement) Model of Labor Force Activity: Extended Tables of Central Tendency, Variation, and Probability Intervals," *Journal of Legal Economics*, 2001a, 11(1), 23-87.

_____, "Probability Mass Functions for the Conventional and *LPd* Models of Additional Years of Labor Market Activity," Western Economics Association Meeting, Denver, July, 2003.

Smith, Shirley, *Tables of Working Life: The Increment-Decrement Model, Bulletin* 2135, Washington DC: Bureau of Labor Statistics, 1982.

_____, *Worklife Estimates: Effects of Race and Education, Bulletin* 2254, Washington DC: Bureau of Labor Statistics, 1986.

Table 1. Full-time and Part-time Worklife Expectancy of All Males in the United States, 1998-2004

	Years of Inactive					Years in Part-time Labor Force					Years in Full-time Labor Force					Years in the Active Labor Force					Portion Years Full-time Labor Force			
	Beginning Labor Force State					*Beginning Labor Force State*					*Beginning Labor Force State*					*Beginning Labor Force State*					*Beginning Labor Force State*			
Age	All	Inactive	PT	FT	Age	All	Inactive	PT	FT	Age	All	Inactive	PT	FT	Age	All	Inactive	PT	FT	Age	All	Inactive	PT	FT
17	19.44	19.99	18.81	18.74	17	4.57	4.22	5.16	4.21	17	34.40	34.21	34.45	35.47	17	38.97	38.43	39.61	39.68	17	0.88	0.89	0.87	0.89
18	18.84	19.54	18.40	18.22	18	4.19	3.93	4.76	3.82	18	34.44	34.00	34.30	35.43	18	38.63	37.93	39.07	39.25	18	0.89	0.90	0.88	0.90
19	18.35	19.25	18.06	17.83	19	3.85	3.67	4.50	3.53	19	34.33	33.62	33.98	35.17	19	38.18	37.29	38.48	38.70	19	0.90	0.90	0.88	0.91
20	18.02	19.05	17.77	17.54	20	3.57	3.44	4.32	3.27	20	34.02	33.13	33.53	34.81	20	37.59	36.57	37.85	38.07	20	0.90	0.91	0.89	0.91
21	17.69	18.83	17.54	17.32	21	3.32	3.24	4.11	3.04	21	33.68	32.62	33.04	34.34	21	37.00	35.86	37.16	37.38	21	0.91	0.91	0.89	0.92
22	17.46	18.64	17.35	17.15	22	3.07	3.08	3.92	2.85	22	33.25	32.05	32.50	33.77	22	36.31	35.13	36.42	36.62	22	0.92	0.91	0.89	0.92
23	17.22	18.53	17.21	17.01	23	2.87	2.93	3.75	2.71	23	32.75	31.38	31.89	33.12	23	35.62	34.31	35.64	35.83	23	0.92	0.91	0.89	0.92
24	17.09	18.55	17.10	16.89	24	2.73	2.80	3.65	2.60	24	32.11	30.57	31.17	32.42	24	34.83	33.37	34.82	35.03	24	0.92	0.92	0.90	0.93
25	16.99	18.58	17.03	16.80	25	2.63	2.72	3.60	2.52	25	31.37	29.70	30.36	31.67	25	34.00	32.41	33.96	34.19	25	0.92	0.92	0.89	0.93
26	16.88	18.50	17.01	16.72	26	2.54	2.67	3.52	2.46	26	30.64	28.88	29.53	30.88	26	33.18	31.55	33.05	33.34	26	0.92	0.92	0.89	0.93
27	16.80	18.54	16.92	16.64	27	2.48	2.63	3.43	2.41	27	29.85	27.95	28.77	30.08	27	32.33	30.59	32.20	32.49	27	0.92	0.91	0.89	0.93
28	16.71	18.60	16.81	16.56	28	2.43	2.57	3.36	2.36	28	29.05	27.02	28.02	29.27	28	31.48	29.59	31.38	31.63	28	0.92	0.91	0.89	0.93
29	16.66	18.66	16.72	16.49	29	2.38	2.50	3.37	2.33	29	28.21	26.09	27.16	28.44	29	30.60	28.59	30.53	30.76	29	0.92	0.91	0.89	0.92
30	16.59	18.63	16.67	16.44	30	2.34	2.46	3.32	2.29	30	27.38	25.23	26.32	27.59	30	29.73	27.69	29.65	29.88	30	0.92	0.91	0.89	0.92
31	16.53	18.60	16.71	16.38	31	2.30	2.41	3.23	2.25	31	26.55	24.37	25.45	26.75	31	28.85	26.78	28.67	29.00	31	0.92	0.91	0.89	0.92
32	16.49	18.70	16.69	16.32	32	2.27	2.36	3.28	2.22	32	25.69	23.38	24.47	25.91	32	27.96	25.75	27.75	28.13	32	0.92	0.91	0.88	0.92
33	16.43	18.77	16.62	16.26	33	2.24	2.32	3.31	2.19	33	24.84	22.42	23.59	25.06	33	27.08	24.74	26.89	27.25	33	0.92	0.91	0.88	0.92
34	16.38	18.77	16.56	16.21	34	2.20	2.27	3.25	2.16	34	24.00	21.54	22.77	24.21	34	26.20	23.81	26.02	26.37	34	0.92	0.90	0.88	0.92
35	16.35	18.89	16.52	16.16	35	2.17	2.23	3.18	2.13	35	23.12	20.52	21.94	23.35	35	25.29	22.75	25.12	25.49	35	0.91	0.90	0.87	0.92
36	16.33	18.92	16.53	16.11	36	2.14	2.22	3.12	2.10	36	22.24	19.58	21.07	22.51	36	24.39	21.80	24.19	24.61	36	0.91	0.90	0.87	0.91
37	16.24	18.88	16.52	16.05	37	2.12	2.19	3.06	2.08	37	21.44	18.72	20.22	21.67	37	23.55	20.92	23.28	23.75	37	0.91	0.90	0.87	0.91
38	16.22	18.99	16.51	15.99	38	2.09	2.16	3.01	2.05	38	20.56	17.72	19.35	20.84	38	22.65	19.88	22.36	22.89	38	0.91	0.89	0.87	0.91
39	16.18	19.10	16.47	15.93	39	2.06	2.15	3.05	2.02	39	19.72	16.71	18.44	20.00	39	21.78	18.86	21.49	22.03	39	0.91	0.89	0.86	0.91
40	16.15	19.21	16.48	15.88	40	2.04	2.13	3.10	2.00	40	18.86	15.71	17.47	19.17	40	20.90	17.84	20.57	21.17	40	0.90	0.88	0.85	0.91
41	16.12	19.35	16.44	15.83	41	2.01	2.11	3.04	1.97	41	18.02	14.68	16.67	18.34	41	20.03	16.80	19.71	20.32	41	0.90	0.87	0.85	0.90
42	16.06	19.48	16.38	15.77	42	2.00	2.09	3.02	1.95	42	17.19	13.67	15.84	17.53	42	19.18	15.76	18.87	19.48	42	0.90	0.87	0.84	0.90
43	16.06	19.61	16.29	15.70	43	1.97	2.07	3.06	1.92	43	16.32	12.68	14.99	16.73	43	18.29	14.75	18.06	18.65	43	0.89	0.86	0.83	0.90
44	16.01	19.75	16.20	15.63	44	1.94	2.03	3.01	1.90	44	15.52	11.68	14.26	15.93	44	17.46	13.72	17.27	17.83	44	0.89	0.85	0.83	0.89
45	15.97	19.89	16.21	15.55	45	1.92	2.00	2.96	1.87	45	14.70	10.69	13.42	15.16	45	16.61	12.69	16.38	17.03	45	0.88	0.84	0.82	0.89
46	15.92	19.91	16.01	15.49	46	1.90	1.98	2.99	1.85	46	13.89	9.81	12.71	14.37	46	15.78	11.79	15.69	16.22	46	0.88	0.83	0.81	0.89
47	15.90	19.86	15.84	15.45	47	1.87	1.96	3.03	1.82	47	13.06	9.02	11.97	13.57	47	14.93	10.98	15.00	15.39	47	0.87	0.82	0.80	0.88
48	15.86	19.87	15.87	15.38	48	1.85	1.91	3.00	1.79	48	12.27	8.20	11.10	12.80	48	14.12	10.11	14.11	14.59	48	0.87	0.81	0.79	0.88
49	15.82	19.86	15.97	15.31	49	1.82	1.86	2.94	1.77	49	11.48	7.39	10.21	12.04	49	13.30	9.26	13.15	13.81	49	0.86	0.80	0.78	0.87
50	15.81	19.86	16.01	15.24	50	1.79	1.83	2.91	1.74	50	10.67	6.58	9.36	11.29	50	12.47	8.41	12.27	13.03	50	0.86	0.78	0.76	0.87
51	15.74	19.85	15.93	15.15	51	1.77	1.79	2.91	1.72	51	9.92	5.79	8.59	10.57	51	11.69	7.58	11.50	12.29	51	0.85	0.76	0.75	0.86
52	15.74	19.75	15.83	15.05	52	1.75	1.75	2.89	1.69	52	9.11	5.10	7.88	9.86	52	10.86	6.85	10.76	11.55	52	0.84	0.75	0.73	0.85
53	15.62	19.58	15.75	14.96	53	1.72	1.70	2.86	1.67	53	8.43	4.48	7.16	9.15	53	10.15	6.19	10.02	10.81	53	0.83	0.72	0.71	0.85
54	15.57	19.42	15.65	14.84	54	1.69	1.65	2.92	1.64	54	7.69	3.87	6.38	8.46	54	9.38	5.52	9.30	10.10	54	0.82	0.70	0.69	0.84
55	15.57	19.21	15.53	14.70	55	1.67	1.57	2.99	1.61	55	6.89	3.34	5.61	7.82	55	8.56	4.91	8.60	9.43	55	0.81	0.68	0.65	0.83
56	15.44	18.94	15.34	14.56	56	1.63	1.49	2.93	1.58	56	6.25	2.89	5.06	7.18	56	7.88	4.38	7.99	8.77	56	0.79	0.66	0.63	0.82
57	15.39	18.66	15.12	14.39	57	1.59	1.41	2.91	1.55	57	5.55	2.45	4.48	6.58	57	7.13	3.86	7.40	8.13	57	0.78	0.63	0.61	0.81
58	15.27	18.36	15.06	14.21	58	1.54	1.31	2.91	1.51	58	4.92	2.06	3.76	6.01	58	6.46	3.37	6.67	7.52	58	0.76	0.61	0.56	0.80
59	15.22	18.02	14.84	14.05	59	1.49	1.22	2.82	1.48	59	4.24	1.71	3.29	5.43	59	5.73	2.93	6.11	6.91	59	0.74	0.58	0.54	0.79
60	15.13	17.67	14.57	13.88	60	1.43	1.13	2.72	1.45	60	3.64	1.39	2.91	4.86	60	5.07	2.53	5.63	6.31	60	0.72	0.55	0.52	0.77
61	14.95	17.26	14.36	13.69	61	1.39	1.05	2.66	1.42	61	3.09	1.13	2.41	4.33	61	4.48	2.17	5.07	5.75	61	0.69	0.52	0.48	0.75
62	15.00	16.79	13.95	13.33	62	1.30	0.97	2.67	1.39	62	2.40	0.94	2.08	3.98	62	3.70	1.91	4.75	5.37	62	0.65	0.49	0.44	0.74
63	14.77	16.27	13.46	12.83	63	1.24	0.89	2.65	1.35	63	1.96	0.81	1.86	3.79	63	3.20	1.70	4.51	5.14	63	0.61	0.48	0.41	0.74
64	14.37	15.76	13.01	12.42	64	1.17	0.81	2.61	1.31	64	1.72	0.68	1.64	3.53	64	2.89	1.50	4.24	4.84	64	0.60	0.46	0.39	0.73
65	14.08	15.23	12.62	11.95	65	1.10	0.74	2.53	1.29	65	1.37	0.59	1.40	3.31	65	2.47	1.32	3.93	4.60	65	0.55	0.44	0.36	0.72
66	13.74	14.70	12.13	11.43	66	1.00	0.65	2.45	1.26	66	1.12	0.50	1.28	3.17	66	2.12	1.16	3.73	4.43	66	0.53	0.43	0.34	0.72
67	13.32	14.20	11.65	10.94	67	0.90	0.56	2.37	1.21	67	0.96	0.41	1.17	3.03	67	1.86	0.98	3.54	4.24	67	0.52	0.42	0.33	0.72
68	12.92	13.71	11.25	10.46	68	0.80	0.48	2.24	1.17	68	0.80	0.33	1.04	2.89	68	1.60	0.81	3.27	4.06	68	0.50	0.41	0.32	0.71
69	12.53	13.20	10.75	10.01	69	0.69	0.41	2.16	1.12	69	0.65	0.27	0.96	2.73	69	1.34	0.67	3.12	3.86	69	0.49	0.40	0.31	0.71
70	12.11	12.68	10.19	9.61	70	0.60	0.35	2.14	1.07	70	0.53	0.21	0.91	2.55	70	1.13	0.56	3.05	3.62	70	0.47	0.38	0.30	0.70
71	11.68	12.18	9.74	9.22	71	0.52	0.28	2.08	1.01	71	0.43	0.16	0.80	2.39	71	0.94	0.44	2.88	3.40	71	0.45	0.37	0.28	0.70
72	11.21	11.68	9.38	8.77	72	0.44	0.22	1.99	0.97	72	0.37	0.12	0.65	2.28	72	0.81	0.34	2.64	3.24	72	0.45	0.37	0.25	0.70
73	10.76	11.15	8.98	8.29	73	0.38	0.17	1.91	0.93	73	0.29	0.10	0.53	2.20	73	0.66	0.28	2.44	3.14	73	0.43	0.37	0.22	0.70
74	10.30	10.65	8.48	7.91	74	0.31	0.13	1.89	0.85	74	0.25	0.08	0.49	2.10	74	0.56	0.21	2.38	2.95	74	0.44	0.37	0.21	0.71
75	9.86	10.15	7.93	7.63	75	0.25	0.10	1.82	0.72	75	0.19	0.05	0.55	1.96	75	0.44	0.15	2.38	2.68	75	0.44	0.36	0.23	0.73

Table 2. Full-time and Part-time Worklife Expectancy of Males with less than a High School Education in the United States, 1998-2004

	Years of Inactive					Years in Part-time Labor Force					Years in Full-time Labor Force					Years in the Active Labor Force					Portion Years Full-time Labor Force			
	Beginning Labor Force State					*Beginning Labor Force State*					*Beginning Labor Force State*					*Beginning Labor Force State*					*Beginning Labor Force State*			
Age	All	Inactive	PT	FT	Age	All	Inactive	PT	FT	Age	All	Inactive	PT	FT	Age	All	Inactive	PT	FT	Age	All	Inactive	PT	FT
17	24.37	24.89	23.75	23.70	17	4.12	3.77	4.70	3.77	17	29.92	29.76	29.97	30.94	17	34.05	33.53	34.67	34.71	17	0.88	0.89	0.86	0.89
18	23.81	24.41	23.37	23.21	18	3.76	3.48	4.29	3.39	18	29.89	29.58	29.81	30.87	18	33.66	33.06	34.10	34.26	18	0.89	0.89	0.87	0.90
19	23.32	24.07	23.05	22.81	19	3.33	3.24	3.96	3.15	19	29.89	29.23	29.52	30.58	19	33.22	32.47	33.49	33.73	19	0.90	0.90	0.88	0.91
20	22.93	23.94	22.71	22.46	20	3.09	3.03	3.71	3.01	20	29.60	28.64	29.20	30.14	20	32.69	31.67	32.91	33.15	20	0.91	0.90	0.89	0.91
21	22.59	23.92	22.31	22.21	21	2.96	2.92	3.58	2.88	21	29.15	27.86	28.80	29.60	21	32.11	30.77	32.38	32.48	21	0.91	0.91	0.89	0.91
22	22.34	23.84	22.09	22.03	22	2.84	2.83	3.52	2.78	22	28.59	27.10	28.16	28.96	22	31.43	29.93	31.68	31.74	22	0.91	0.91	0.89	0.91
23	22.11	23.72	21.98	21.84	23	2.80	2.74	3.62	2.70	23	27.93	26.38	27.24	28.30	23	30.73	29.13	30.86	31.00	23	0.91	0.91	0.88	0.91
24	21.96	23.68	22.00	21.64	24	2.69	2.73	3.54	2.62	24	27.27	25.51	26.38	27.65	24	29.96	28.24	29.92	30.27	24	0.91	0.90	0.88	0.91
25	21.84	23.58	22.03	21.48	25	2.60	2.69	3.44	2.54	25	26.55	24.72	25.52	26.98	25	29.15	27.41	28.96	29.51	25	0.91	0.90	0.88	0.91
26	21.60	23.31	22.14	21.34	26	2.55	2.60	3.36	2.49	26	25.91	24.14	24.56	26.23	26	28.46	26.75	27.92	28.72	26	0.91	0.90	0.88	0.91
27	21.52	23.34	21.67	21.20	27	2.50	2.52	3.29	2.44	27	25.11	23.26	24.17	25.48	27	27.61	25.79	27.46	27.93	27	0.91	0.90	0.88	0.91
28	21.37	23.52	21.02	21.03	28	2.43	2.44	3.21	2.39	28	24.39	22.23	23.96	24.77	28	26.82	24.67	27.17	27.16	28	0.91	0.90	0.88	0.91
29	21.26	23.54	21.03	20.87	29	2.37	2.36	3.17	2.32	29	23.62	21.36	23.06	24.06	29	25.99	23.72	26.23	26.38	29	0.91	0.90	0.88	0.91
30	21.16	23.55	20.93	20.75	30	2.31	2.32	3.06	2.28	30	22.85	20.46	22.33	23.29	30	25.16	22.77	25.39	25.57	30	0.91	0.90	0.88	0.91
31	21.04	23.53	20.83	20.63	31	2.28	2.26	3.02	2.24	31	22.06	19.59	21.53	22.51	31	24.34	21.85	24.55	24.75	31	0.91	0.90	0.88	0.91
32	20.98	23.51	20.77	20.46	32	2.24	2.22	3.31	2.19	32	21.23	18.72	20.37	21.79	32	23.47	20.94	23.68	23.98	32	0.90	0.89	0.86	0.91
33	20.76	23.50	20.70	20.30	33	2.21	2.20	3.38	2.14	33	20.54	17.80	19.42	21.07	33	22.75	20.00	22.81	23.21	33	0.90	0.89	0.85	0.91
34	20.67	23.47	20.48	20.20	34	2.14	2.12	3.29	2.10	34	19.77	16.99	18.81	20.28	34	21.91	19.11	22.10	22.37	34	0.90	0.89	0.85	0.91
35	20.63	23.47	20.33	20.11	35	2.10	2.06	3.18	2.05	35	18.92	16.12	18.13	19.49	35	21.02	18.18	21.31	21.54	35	0.90	0.89	0.85	0.90
36	20.57	23.36	20.48	19.98	36	2.06	2.05	2.96	2.01	36	18.09	15.31	17.28	18.73	36	20.15	17.36	20.23	20.74	36	0.90	0.88	0.85	0.90
37	20.44	23.26	20.46	19.81	37	2.01	2.01	2.88	1.98	37	17.35	14.52	16.46	18.01	37	19.35	16.53	19.34	19.98	37	0.90	0.88	0.85	0.90
38	20.38	23.36	20.75	19.65	38	1.98	1.93	2.81	1.94	38	16.52	13.57	15.31	17.29	38	18.50	15.51	18.12	19.23	38	0.89	0.88	0.84	0.90
39	20.20	23.39	20.61	19.49	39	1.94	1.90	2.79	1.90	39	15.82	12.67	14.57	16.57	39	17.76	14.57	17.35	18.47	39	0.89	0.87	0.84	0.90
40	20.15	23.28	20.03	19.31	40	1.92	1.90	2.79	1.87	40	14.98	11.87	14.23	15.87	40	16.90	13.77	17.02	17.74	40	0.89	0.86	0.84	0.89
41	20.01	23.31	19.84	19.13	41	1.89	1.86	2.73	1.84	41	14.24	10.98	13.58	15.18	41	16.13	12.84	16.31	17.02	41	0.88	0.85	0.83	0.89
42	19.76	23.46	19.58	18.91	42	1.86	1.81	2.74	1.82	42	13.63	9.98	12.92	14.52	42	15.49	11.78	15.66	16.34	42	0.88	0.85	0.82	0.89
43	19.70	23.47	19.38	18.71	43	1.83	1.74	2.88	1.79	43	12.83	9.14	12.09	13.85	43	14.65	10.88	14.98	15.64	43	0.88	0.84	0.81	0.89
44	19.68	23.31	18.99	18.48	44	1.78	1.67	2.89	1.75	44	12.00	8.48	11.58	13.23	44	13.78	10.15	14.48	14.98	44	0.87	0.84	0.80	0.88
45	19.35	23.09	18.86	18.16	45	1.74	1.63	2.67	1.71	45	11.49	7.86	11.05	12.71	45	13.23	9.49	13.72	14.42	45	0.87	0.83	0.81	0.88
46	19.08	22.82	18.70	17.94	46	1.68	1.60	2.61	1.67	46	10.94	7.29	10.40	12.10	46	12.63	8.88	13.01	13.77	46	0.87	0.82	0.80	0.88
47	18.99	22.46	18.04	17.85	47	1.68	1.57	2.89	1.62	47	10.17	6.81	9.91	11.37	47	11.85	8.37	12.80	12.99	47	0.86	0.81	0.77	0.88
48	18.83	22.25	17.96	17.68	48	1.60	1.51	2.91	1.58	48	9.54	6.22	9.11	10.72	48	11.15	7.73	12.02	12.30	48	0.86	0.80	0.76	0.87
49	18.67	22.10	17.98	17.45	49	1.59	1.45	2.65	1.53	49	8.86	5.57	8.48	10.14	49	10.45	7.02	11.14	11.67	49	0.85	0.79	0.76	0.87
50	18.54	21.91	17.98	17.22	50	1.51	1.41	2.58	1.49	50	8.22	4.96	7.71	9.56	50	9.73	6.37	10.29	11.05	50	0.84	0.78	0.75	0.87
51	18.24	21.79	18.08	16.96	51	1.50	1.39	2.46	1.46	51	7.69	4.26	6.89	9.01	51	9.19	5.65	9.35	10.47	51	0.84	0.75	0.74	0.86
52	18.23	21.56	17.80	16.74	52	1.47	1.34	2.29	1.43	52	6.89	3.70	6.51	8.43	52	8.37	5.04	8.80	9.86	52	0.82	0.73	0.74	0.85
53	18.03	21.17	17.48	16.55	53	1.42	1.28	2.30	1.40	53	6.32	3.32	5.98	7.81	53	7.74	4.60	8.29	9.21	53	0.82	0.72	0.72	0.85
54	17.77	20.76	17.32	16.32	54	1.37	1.24	2.43	1.37	54	5.81	2.94	5.20	7.26	54	7.18	4.19	7.63	8.63	54	0.81	0.70	0.68	0.84
55	17.65	20.43	17.07	15.95	55	1.32	1.17	2.65	1.33	55	5.16	2.52	4.40	6.85	55	6.48	3.69	7.05	8.18	55	0.80	0.68	0.62	0.84
56	17.19	20.16	16.50	15.67	56	1.26	1.09	2.49	1.27	56	4.88	2.07	4.33	6.39	56	6.14	3.16	6.82	7.66	56	0.79	0.65	0.63	0.83
57	17.04	19.77	15.99	15.45	57	1.21	1.03	2.36	1.21	57	4.27	1.72	4.17	5.86	57	5.48	2.75	6.53	7.07	57	0.78	0.63	0.64	0.83
58	16.83	19.20	15.97	15.21	58	1.15	0.99	2.29	1.18	58	3.75	1.54	3.47	5.34	58	4.90	2.53	5.76	6.52	58	0.77	0.61	0.60	0.82
59	16.60	18.71	15.85	15.02	59	1.10	0.92	2.25	1.15	59	3.26	1.32	2.86	4.78	59	4.36	2.24	5.10	5.93	59	0.75	0.59	0.56	0.81
60	16.35	18.26	15.48	14.84	60	1.05	0.83	2.11	1.13	60	2.79	1.10	2.60	4.23	60	3.84	1.93	4.71	5.35	60	0.73	0.57	0.55	0.79
61	16.08	17.78	15.34	14.65	61	1.01	0.77	1.97	1.12	61	2.34	0.89	2.12	3.67	61	3.36	1.66	4.10	4.79	61	0.70	0.53	0.52	0.77
62	16.06	17.26	15.04	14.27	62	0.96	0.74	2.06	1.09	62	1.68	0.70	1.59	3.33	62	2.64	1.44	3.66	4.42	62	0.64	0.49	0.44	0.75
63	15.74	16.70	14.18	13.67	63	0.90	0.67	2.21	1.05	63	1.33	0.60	1.57	3.25	63	2.23	1.27	3.79	4.30	63	0.60	0.47	0.42	0.76
64	15.06	16.13	13.50	13.01	64	0.89	0.62	2.27	1.09	64	1.30	0.51	1.49	3.16	64	2.19	1.13	3.75	4.24	64	0.59	0.45	0.40	0.74
65	14.68	15.53	13.11	12.43	65	0.87	0.58	2.28	1.07	65	1.00	0.44	1.16	3.05	65	1.88	1.02	3.44	4.12	65	0.53	0.43	0.34	0.74
66	14.31	14.95	12.52	11.98	66	0.76	0.53	2.34	1.04	66	0.79	0.38	1.00	2.84	66	1.55	0.91	3.34	3.88	66	0.51	0.41	0.30	0.73
67	13.84	14.40	11.85	11.59	67	0.72	0.47	2.39	1.02	67	0.62	0.32	0.95	2.58	67	1.35	0.79	3.34	3.60	67	0.46	0.40	0.28	0.72
68	13.38	13.85	11.33	11.11	68	0.62	0.41	2.33	0.99	68	0.52	0.27	0.87	2.42	68	1.14	0.67	3.19	3.41	68	0.46	0.39	0.27	0.71
69	12.86	13.28	10.90	10.53	69	0.55	0.36	2.15	1.02	69	0.46	0.23	0.82	2.31	69	1.01	0.59	2.97	3.33	69	0.46	0.39	0.28	0.69
70	12.35	12.74	10.26	9.98	70	0.50	0.32	2.04	1.01	70	0.38	0.18	0.94	2.25	70	0.89	0.49	2.98	3.25	70	0.43	0.36	0.32	0.69
71	11.89	12.24	9.82	9.49	71	0.43	0.26	1.98	0.92	71	0.30	0.12	0.82	2.20	71	0.73	0.38	2.80	3.13	71	0.42	0.32	0.29	0.70
72	11.41	11.71	9.38	9.26	72	0.34	0.21	2.05	0.76	72	0.27	0.10	0.59	2.00	72	0.61	0.31	2.64	2.76	72	0.44	0.34	0.22	0.72
73	10.94	11.18	8.75	8.91	73	0.31	0.16	2.15	0.68	73	0.17	0.09	0.53	1.84	73	0.48	0.25	2.68	2.51	73	0.36	0.36	0.20	0.73
74	10.43	10.67	8.23	8.58	74	0.26	0.12	2.09	0.70	74	0.17	0.07	0.54	1.58	74	0.43	0.19	2.63	2.28	74	0.40	0.36	0.21	0.69
75	9.96	10.16	7.73	8.02	75	0.20	0.09	2.00	0.69	75	0.14	0.05	0.57	1.59	75	0.34	0.14	2.57	2.28	75	0.40	0.34	0.22	0.70

Table 3. Full-time and Part-time Worklife Expectancy of Males with a High School Education in the United States, 1998-2004

	Years of Inactive					Years in Part-time Labor Force					Years in Full-time Labor Force					Years in the Active Labor Force					Portion Years Full-time Labor Force			
	Beginning Labor Force State					*Beginning Labor Force State*					*Beginning Labor Force State*					*Beginning Labor Force State*					*Beginning Labor Force State*			
Age	All	Inactive	PT	FT	Age	All	Inactive	PT	FT	Age	All	Inactive	PT	FT	Age	All	Inactive	PT	FT	Age	All	Inactive	PT	FT
17	20.07	20.73	19.67	19.46	17	4.02	3.82	4.60	3.56	17	34.32	33.87	34.14	35.39	17	38.34	37.69	38.74	38.95	17	0.90	0.90	0.88	0.91
18	19.72	20.58	19.33	19.21	18	3.69	3.50	4.27	3.38	18	34.06	33.39	33.87	34.89	18	37.75	36.89	38.14	38.26	18	0.90	0.91	0.89	0.91
19	19.30	20.30	19.08	18.95	19	3.32	3.24	3.98	3.07	19	33.92	33.00	33.47	34.52	19	37.24	36.24	37.45	37.59	19	0.91	0.91	0.89	0.92
20	18.99	20.06	18.89	18.73	20	3.01	3.02	3.71	2.85	20	33.62	32.54	33.02	34.04	20	36.63	35.56	36.73	36.88	20	0.92	0.92	0.90	0.92
21	18.76	19.97	18.69	18.57	21	2.81	2.83	3.57	2.69	21	33.13	31.90	32.44	33.44	21	35.93	34.73	36.00	36.13	21	0.92	0.92	0.90	0.93
22	18.64	20.00	18.54	18.44	22	2.67	2.71	3.55	2.57	22	32.45	31.06	31.69	32.76	22	35.13	33.77	35.23	35.33	22	0.92	0.92	0.90	0.93
23	18.46	20.00	18.47	18.31	23	2.58	2.59	3.46	2.47	23	31.80	30.25	30.91	32.06	23	34.38	32.85	34.37	34.53	23	0.92	0.92	0.90	0.93
24	18.38	19.97	18.34	18.21	24	2.46	2.49	3.46	2.40	24	31.07	29.46	30.12	31.32	24	33.54	31.95	33.58	33.71	24	0.93	0.92	0.90	0.93
25	18.28	19.99	18.28	18.12	25	2.41	2.45	3.52	2.34	25	30.30	28.55	29.20	30.53	25	32.71	31.00	32.72	32.87	25	0.93	0.92	0.89	0.93
26	18.20	20.00	18.32	18.02	26	2.35	2.45	3.40	2.28	26	29.51	27.61	28.35	29.75	26	31.86	30.06	31.74	32.04	26	0.93	0.92	0.89	0.93
27	18.10	20.01	18.31	17.93	27	2.29	2.41	3.22	2.23	27	28.74	26.71	27.60	28.97	27	31.03	29.12	30.82	31.19	27	0.93	0.92	0.90	0.93
28	18.02	20.04	18.12	17.84	28	2.25	2.35	3.16	2.19	28	27.92	25.80	26.91	28.16	28	30.17	28.15	30.07	30.35	28	0.93	0.92	0.89	0.93
29	17.96	20.09	17.94	17.75	29	2.20	2.28	3.18	2.16	29	27.10	24.88	26.13	27.34	29	29.30	27.16	29.32	29.50	29	0.92	0.92	0.89	0.93
30	17.86	20.03	17.97	17.66	30	2.16	2.22	3.05	2.12	30	26.30	24.07	25.30	26.53	30	28.46	26.29	28.35	28.66	30	0.92	0.92	0.89	0.93
31	17.74	19.97	18.16	17.58	31	2.13	2.18	2.87	2.09	31	25.51	23.23	24.35	25.71	31	27.64	25.41	27.22	27.80	31	0.92	0.91	0.89	0.92
32	17.71	19.93	18.13	17.51	32	2.10	2.14	2.95	2.06	32	24.63	22.38	23.36	24.88	32	26.74	24.52	26.31	26.94	32	0.92	0.91	0.89	0.92
33	17.63	19.82	17.88	17.44	33	2.09	2.09	3.03	2.04	33	23.78	21.60	22.60	24.03	33	25.87	23.69	25.63	26.07	33	0.92	0.91	0.88	0.92
34	17.57	19.78	17.76	17.36	34	2.05	2.07	3.01	2.02	34	22.96	20.73	21.81	23.19	34	25.01	22.80	24.82	25.21	34	0.92	0.91	0.88	0.92
35	17.55	19.97	17.83	17.29	35	2.02	2.06	2.90	1.99	35	22.08	19.61	20.92	22.36	35	24.10	21.67	23.82	24.35	35	0.92	0.90	0.88	0.92
36	17.48	20.03	17.70	17.22	36	2.00	2.05	2.80	1.96	36	21.24	18.64	20.23	21.53	36	23.24	20.69	23.02	23.50	36	0.91	0.90	0.88	0.92
37	17.37	19.99	17.62	17.15	37	1.97	2.02	2.82	1.93	37	20.46	17.79	19.35	20.71	37	22.43	19.81	22.17	22.64	37	0.91	0.90	0.87	0.91
38	17.36	20.05	17.69	17.08	38	1.94	2.00	2.83	1.91	38	19.57	16.82	18.35	19.88	38	21.52	18.82	21.18	21.79	38	0.91	0.89	0.87	0.91
39	17.27	20.11	17.66	17.01	39	1.92	2.01	2.81	1.88	39	18.77	15.84	17.49	19.07	39	20.69	17.85	20.30	20.95	39	0.91	0.89	0.86	0.91
40	17.25	20.24	17.54	16.94	40	1.90	1.99	2.82	1.86	40	17.89	14.82	16.69	18.25	40	19.80	16.81	19.51	20.11	40	0.90	0.88	0.86	0.91
41	17.18	20.38	17.30	16.87	41	1.88	1.96	2.77	1.84	41	17.09	13.81	16.07	17.44	41	18.96	15.77	18.84	19.27	41	0.90	0.88	0.85	0.90
42	17.15	20.47	17.18	16.80	42	1.85	1.92	2.80	1.81	42	16.25	12.86	15.27	16.64	42	18.10	14.78	18.07	18.45	42	0.90	0.87	0.85	0.90
43	17.09	20.59	17.21	16.70	43	1.82	1.89	2.86	1.78	43	15.44	11.88	14.28	15.88	43	17.26	13.77	17.14	17.65	43	0.89	0.86	0.83	0.90
44	17.03	20.72	17.34	16.60	44	1.79	1.88	2.82	1.74	44	14.64	10.86	13.31	15.12	44	16.43	12.74	16.13	16.86	44	0.89	0.85	0.83	0.90
45	17.02	20.98	17.23	16.49	45	1.77	1.86	2.97	1.71	45	13.80	9.74	12.39	14.39	45	15.56	11.60	15.35	16.09	45	0.89	0.84	0.81	0.89
46	16.95	21.09	16.91	16.39	46	1.73	1.82	2.98	1.68	46	13.02	8.80	11.82	13.63	46	14.75	10.62	14.80	15.31	46	0.88	0.83	0.80	0.89
47	16.88	20.98	16.89	16.32	47	1.70	1.78	2.83	1.65	47	12.26	8.08	11.12	12.86	47	13.96	9.86	13.95	14.52	47	0.88	0.82	0.80	0.89
48	16.80	20.90	17.10	16.20	48	1.68	1.75	2.77	1.63	48	11.49	7.32	10.10	12.15	48	13.17	9.07	12.87	13.77	48	0.87	0.81	0.78	0.88
49	16.79	20.86	17.40	16.08	49	1.65	1.73	2.77	1.60	49	10.68	6.54	8.95	11.44	49	12.33	8.26	11.72	13.04	49	0.87	0.79	0.76	0.88
50	16.76	20.79	17.12	16.00	50	1.64	1.68	2.77	1.57	50	9.88	5.80	8.38	10.70	50	11.52	7.48	11.15	12.28	50	0.86	0.78	0.75	0.87
51	16.62	20.66	16.57	15.88	51	1.61	1.63	2.81	1.55	51	9.20	5.13	8.05	10.00	51	10.81	6.77	10.86	11.55	51	0.85	0.76	0.74	0.87
52	16.63	20.61	16.33	15.75	52	1.57	1.58	2.83	1.53	52	8.40	4.41	7.44	9.32	52	9.97	5.98	10.27	10.85	52	0.84	0.74	0.72	0.86
53	16.43	20.44	16.37	15.60	53	1.55	1.53	2.80	1.50	53	7.79	3.80	6.60	8.67	53	9.34	5.33	9.39	10.16	53	0.83	0.71	0.70	0.85
54	16.33	20.15	16.28	15.45	54	1.53	1.47	2.73	1.48	54	7.10	3.33	5.94	8.02	54	8.62	4.80	8.67	9.50	54	0.82	0.69	0.69	0.84
55	16.26	19.80	16.14	15.31	55	1.50	1.39	2.67	1.46	55	6.38	2.93	5.32	7.36	55	7.87	4.32	7.99	8.82	55	0.81	0.68	0.67	0.83
56	16.09	19.41	16.07	15.13	56	1.46	1.33	2.61	1.44	56	5.78	2.58	4.65	6.76	56	7.24	3.91	7.26	8.19	56	0.80	0.66	0.64	0.82
57	15.97	19.11	15.62	14.92	57	1.42	1.24	2.66	1.42	57	5.12	2.17	4.24	6.19	57	6.55	3.41	6.90	7.60	57	0.78	0.64	0.61	0.81
58	15.89	18.76	15.33	14.72	58	1.39	1.15	2.84	1.39	58	4.45	1.82	3.57	5.62	58	5.84	2.97	6.40	7.01	58	0.76	0.61	0.56	0.80
59	15.67	18.35	15.24	14.55	59	1.38	1.08	2.85	1.35	59	3.91	1.52	2.87	5.05	59	5.29	2.60	5.72	6.40	59	0.74	0.58	0.50	0.79
60	15.60	17.96	14.94	14.39	60	1.30	1.00	2.78	1.31	60	3.30	1.23	2.48	4.49	60	4.60	2.24	5.25	5.80	60	0.72	0.55	0.47	0.77
61	15.44	17.48	14.60	14.25	61	1.27	0.94	2.65	1.29	61	2.73	1.02	2.19	3.89	61	4.00	1.96	4.84	5.19	61	0.68	0.52	0.45	0.75
62	15.40	16.96	14.09	13.86	62	1.19	0.88	2.63	1.28	62	2.10	0.86	1.98	3.56	62	3.30	1.74	4.60	4.84	62	0.64	0.50	0.43	0.74
63	15.18	16.43	13.55	13.30	63	1.11	0.81	2.57	1.25	63	1.68	0.73	1.85	3.43	63	2.80	1.54	4.42	4.68	63	0.60	0.47	0.42	0.73
64	14.75	15.91	13.10	12.87	64	1.06	0.74	2.48	1.22	64	1.45	0.61	1.68	3.17	64	2.51	1.35	4.16	4.39	64	0.58	0.45	0.40	0.72
65	14.43	15.37	12.75	12.31	65	0.97	0.67	2.35	1.21	65	1.15	0.51	1.46	3.03	65	2.12	1.18	3.81	4.24	65	0.54	0.43	0.38	0.71
66	13.97	14.83	12.27	11.73	66	0.89	0.60	2.23	1.17	66	1.01	0.43	1.37	2.97	66	1.90	1.03	3.59	4.14	66	0.53	0.42	0.38	0.72
67	13.58	14.31	11.85	11.13	67	0.79	0.52	2.11	1.13	67	0.81	0.35	1.22	2.92	67	1.60	0.87	3.33	4.05	67	0.51	0.40	0.37	0.72
68	13.05	13.81	11.57	10.50	68	0.75	0.44	1.95	1.14	68	0.73	0.27	1.00	2.88	68	1.47	0.71	2.95	4.02	68	0.49	0.38	0.34	0.72
69	12.72	13.31	11.12	10.06	69	0.61	0.36	1.93	1.10	69	0.53	0.20	0.82	2.71	69	1.15	0.56	2.75	3.81	69	0.47	0.35	0.30	0.71
70	12.24	12.79	10.58	9.72	70	0.56	0.30	2.02	1.05	70	0.44	0.15	0.64	2.46	70	1.00	0.45	2.65	3.51	70	0.44	0.33	0.24	0.70
71	11.85	12.28	9.93	9.34	71	0.46	0.23	2.05	1.06	71	0.31	0.11	0.64	2.22	71	0.77	0.34	2.69	3.28	71	0.40	0.31	0.24	0.68
72	11.33	11.76	9.38	8.71	72	0.41	0.18	2.00	1.20	72	0.28	0.08	0.65	2.11	72	0.69	0.26	2.64	3.31	72	0.41	0.30	0.25	0.64
73	10.84	11.22	9.00	8.07	73	0.36	0.15	1.90	1.24	73	0.22	0.06	0.53	2.12	73	0.58	0.21	2.43	3.36	73	0.38	0.30	0.22	0.63
74	10.36	10.71	8.50	7.61	74	0.29	0.10	1.92	1.08	74	0.21	0.05	0.45	2.17	74	0.50	0.15	2.36	3.25	74	0.42	0.32	0.19	0.67
75	9.90	10.21	7.89	7.45	75	0.23	0.07	1.90	0.85	75	0.17	0.03	0.51	2.00	75	0.40	0.09	2.41	2.85	75	0.44	0.29	0.21	0.70

Table 4. Full-time and Part-time Worklife Expectancy of Males with Some College Education in the United States, 1998-2004

	Years of Inactive					Years in Part-time Labor Force					Years in Full-time Labor Force					Years in the Active Labor Force					Portion Years Full-time Labor Force			
	Beginning Labor Force State					*Beginning Labor Force State*					*Beginning Labor Force State*					*Beginning Labor Force State*					*Beginning Labor Force State*			
Age	All	Inactive	PT	FT	Age	All	Inactive	PT	FT	Age	All	Inactive	PT	FT	Age	All	Inactive	PT	FT	Age	All	Inactive	PT	FT
18	18.77	19.50	18.04	18.07	18	4.71	4.35	5.38	4.40	18	33.99	33.62	34.04	35.00	18	38.70	37.97	39.43	39.40	18	0.88	0.89	0.86	0.89
19	18.23	19.13	17.76	17.56	19	4.48	4.09	5.09	4.12	19	33.82	33.32	33.69	34.86	19	38.30	37.41	38.78	38.98	19	0.88	0.89	0.87	0.89
20	17.86	18.80	17.47	17.27	20	4.12	3.80	4.78	3.73	20	33.63	33.01	33.37	34.62	20	37.75	36.82	38.15	38.35	20	0.89	0.90	0.87	0.90
21	17.48	18.46	17.21	17.01	21	3.78	3.55	4.46	3.38	21	33.43	32.68	33.02	34.30	21	37.21	36.23	37.48	37.68	21	0.90	0.90	0.88	0.91
22	17.18	18.16	17.01	16.81	22	3.44	3.35	4.16	3.10	22	33.14	32.26	32.60	33.86	22	36.59	35.61	36.76	36.96	22	0.91	0.91	0.89	0.92
23	16.91	17.97	16.85	16.68	23	3.12	3.17	3.91	2.89	23	32.81	31.71	32.08	33.28	23	35.94	34.88	35.99	36.17	23	0.91	0.91	0.89	0.92
24	16.74	17.93	16.74	16.58	24	2.92	3.01	3.76	2.73	24	32.26	30.99	31.42	32.60	24	35.18	33.99	35.18	35.34	24	0.92	0.91	0.89	0.92
25	16.66	17.99	16.66	16.51	25	2.77	2.86	3.68	2.62	25	31.56	30.14	30.65	31.86	25	34.33	33.00	34.33	34.48	25	0.92	0.91	0.89	0.92
26	16.59	17.95	16.60	16.46	26	2.62	2.77	3.60	2.54	26	30.85	29.33	29.86	31.06	26	33.47	32.11	33.46	33.60	26	0.92	0.91	0.89	0.92
27	16.53	17.93	16.53	16.40	27	2.56	2.73	3.57	2.47	27	30.04	28.47	29.03	30.26	27	32.60	31.19	32.60	32.73	27	0.92	0.91	0.89	0.92
28	16.44	17.98	16.49	16.33	28	2.50	2.65	3.47	2.42	28	29.25	27.56	28.24	29.44	28	31.75	30.21	31.70	31.86	28	0.92	0.91	0.89	0.92
29	16.43	18.13	16.41	16.29	29	2.45	2.60	3.39	2.38	29	28.37	26.52	27.45	28.58	29	30.83	29.12	30.84	30.96	29	0.92	0.91	0.89	0.92
30	16.36	18.11	16.39	16.26	30	2.40	2.57	3.37	2.34	30	27.56	25.64	26.56	27.72	30	29.96	28.21	29.93	30.06	30	0.92	0.91	0.89	0.92
31	16.35	18.11	16.40	16.23	31	2.35	2.51	3.33	2.30	31	26.68	24.76	25.65	26.86	31	29.04	27.27	28.98	29.15	31	0.92	0.91	0.89	0.92
32	16.29	18.36	16.37	16.19	32	2.32	2.48	3.30	2.25	32	25.84	23.61	24.77	26.01	32	28.16	26.09	28.07	28.26	32	0.92	0.90	0.88	0.92
33	16.25	18.55	16.37	16.13	33	2.26	2.42	3.32	2.22	33	25.01	22.54	23.83	25.17	33	27.26	24.96	27.14	27.38	33	0.92	0.90	0.88	0.92
34	16.20	18.52	16.28	16.07	34	2.23	2.32	3.30	2.19	34	24.15	21.74	23.00	24.32	34	26.38	24.06	26.29	26.51	34	0.92	0.90	0.87	0.92
35	16.14	18.60	16.17	16.03	35	2.19	2.23	3.28	2.15	35	23.31	20.81	22.20	23.46	35	25.50	23.05	25.48	25.62	35	0.91	0.90	0.87	0.92
36	16.18	18.57	16.28	15.99	36	2.16	2.16	3.27	2.12	36	22.38	19.99	21.17	22.62	36	24.54	22.15	24.44	24.73	36	0.91	0.90	0.87	0.91
37	16.07	18.45	16.37	15.94	37	2.13	2.15	3.13	2.09	37	21.60	19.20	20.29	21.77	37	23.73	21.35	23.42	23.86	37	0.91	0.90	0.87	0.91
38	16.07	18.34	16.27	15.90	38	2.10	2.15	3.01	2.07	38	20.70	18.39	19.59	20.90	38	22.80	20.54	22.60	22.97	38	0.91	0.90	0.87	0.91
39	16.04	18.33	16.21	15.89	39	2.07	2.11	3.07	2.05	39	19.84	17.52	18.68	20.02	39	21.92	19.63	21.75	22.07	39	0.91	0.89	0.86	0.91
40	16.02	18.48	16.42	15.87	40	2.06	2.10	3.21	2.01	40	18.97	16.47	17.43	19.17	40	21.03	18.57	20.63	21.18	40	0.90	0.89	0.84	0.90
41	16.06	18.69	16.42	15.84	41	2.02	2.11	3.15	1.99	41	18.07	15.35	16.58	18.32	41	20.09	17.46	19.72	20.30	41	0.90	0.88	0.84	0.90
42	16.00	18.81	16.26	15.81	42	2.01	2.13	3.08	1.96	42	17.24	14.30	15.91	17.48	42	19.25	16.44	18.99	19.44	42	0.90	0.87	0.84	0.90
43	16.02	18.89	16.15	15.76	43	1.98	2.13	3.06	1.93	43	16.35	13.33	15.14	16.66	43	18.33	15.46	18.20	18.59	43	0.89	0.86	0.83	0.90
44	15.95	19.12	16.10	15.70	44	1.95	2.06	2.97	1.91	44	15.56	12.29	14.38	15.85	44	17.51	14.34	17.36	17.76	44	0.89	0.86	0.83	0.89
45	15.94	19.31	16.30	15.65	45	1.93	1.99	2.84	1.90	45	14.71	11.28	13.43	15.03	45	16.64	13.27	16.28	16.93	45	0.88	0.85	0.83	0.89
46	16.00	19.44	16.28	15.61	46	1.92	1.96	2.85	1.88	46	13.79	10.30	12.57	14.22	46	15.71	12.27	15.42	16.10	46	0.88	0.84	0.82	0.88
47	15.93	19.66	15.93	15.55	47	1.90	1.94	3.04	1.85	47	13.01	9.24	11.87	13.44	47	14.91	11.18	14.91	15.29	47	0.87	0.83	0.80	0.88
48	15.92	19.86	15.76	15.49	48	1.88	1.89	3.00	1.83	48	12.17	8.23	11.21	12.65	48	14.05	10.12	14.21	14.48	48	0.87	0.81	0.79	0.87
49	15.85	19.85	15.94	15.44	49	1.84	1.85	2.85	1.81	49	11.43	7.43	10.33	11.87	49	13.27	9.27	13.18	13.68	49	0.86	0.80	0.78	0.87
50	15.84	19.83	16.30	15.35	50	1.82	1.84	2.81	1.78	50	10.61	6.61	9.16	11.14	50	12.43	8.45	11.97	12.93	50	0.85	0.78	0.77	0.86
51	15.84	19.81	16.24	15.24	51	1.80	1.83	2.83	1.76	51	9.79	5.80	8.36	10.43	51	11.59	7.62	11.20	12.19	51	0.84	0.76	0.75	0.86
52	15.73	19.52	15.86	15.14	52	1.79	1.79	2.95	1.73	52	9.08	5.29	7.79	9.73	52	10.87	7.08	10.74	11.46	52	0.84	0.75	0.73	0.85
53	15.63	19.29	15.62	15.05	53	1.75	1.76	2.95	1.70	53	8.38	4.72	7.20	9.02	53	10.14	6.48	10.15	10.72	53	0.83	0.73	0.71	0.84
54	15.59	19.24	15.45	14.94	54	1.74	1.71	3.00	1.68	54	7.62	4.00	6.50	8.33	54	9.36	5.70	9.49	10.00	54	0.81	0.70	0.68	0.83
55	15.58	19.10	15.38	14.81	55	1.72	1.64	3.01	1.66	55	6.83	3.39	5.74	7.66	55	8.55	5.03	8.75	9.32	55	0.80	0.67	0.66	0.82
56	15.53	18.78	15.44	14.70	56	1.70	1.57	2.85	1.64	56	6.10	2.98	5.04	6.98	56	7.80	4.55	7.88	8.62	56	0.78	0.65	0.64	0.81
57	15.50	18.49	15.40	14.56	57	1.65	1.50	2.83	1.61	57	5.38	2.52	4.30	6.36	57	7.02	4.03	7.12	7.96	57	0.77	0.63	0.60	0.80
58	15.23	18.30	15.47	14.33	58	1.60	1.40	2.80	1.57	58	4.90	2.03	3.46	5.82	58	6.50	3.43	6.26	7.40	58	0.75	0.59	0.55	0.79
59	15.33	18.01	15.35	14.14	59	1.55	1.29	2.63	1.56	59	4.07	1.65	2.98	5.25	59	5.62	2.94	5.61	6.81	59	0.72	0.56	0.53	0.77
60	15.14	17.63	15.05	13.96	60	1.54	1.24	2.54	1.54	60	3.51	1.32	2.60	4.70	60	5.05	2.56	5.15	6.23	60	0.70	0.52	0.51	0.75
61	14.89	17.21	14.67	13.72	61	1.49	1.16	2.61	1.51	61	3.06	1.07	2.15	4.21	61	4.55	2.22	4.76	5.72	61	0.67	0.48	0.45	0.74
62	14.89	16.69	14.00	13.33	62	1.43	1.06	2.81	1.48	62	2.38	0.94	1.88	3.88	62	3.81	2.01	4.69	5.36	62	0.63	0.47	0.40	0.72
63	14.61	16.14	13.70	12.82	63	1.37	0.98	2.73	1.44	63	1.99	0.85	1.54	3.71	63	3.36	1.83	4.27	5.15	63	0.59	0.47	0.36	0.72
64	14.35	15.63	13.25	12.47	64	1.26	0.89	2.65	1.39	64	1.66	0.74	1.36	3.40	64	2.91	1.63	4.01	4.79	64	0.57	0.46	0.34	0.71
65	13.94	15.09	12.57	12.07	65	1.21	0.81	2.65	1.36	65	1.40	0.65	1.33	3.13	65	2.62	1.47	3.98	4.49	65	0.54	0.45	0.33	0.70
66	13.64	14.57	12.10	11.43	66	1.10	0.73	2.53	1.37	66	1.12	0.57	1.24	3.07	66	2.22	1.29	3.76	4.44	66	0.50	0.44	0.33	0.69
67	13.12	14.11	11.67	10.87	67	1.01	0.62	2.40	1.35	67	1.05	0.46	1.11	2.97	67	2.06	1.07	3.51	4.31	67	0.51	0.43	0.32	0.69
68	12.85	13.63	11.34	10.47	68	0.87	0.52	2.27	1.28	68	0.80	0.36	0.91	2.76	68	1.67	0.89	3.18	4.05	68	0.48	0.41	0.29	0.68
69	12.46	13.12	10.81	10.08	69	0.74	0.44	2.18	1.22	69	0.66	0.31	0.88	2.57	69	1.41	0.75	3.06	3.79	69	0.47	0.41	0.29	0.68
70	11.98	12.59	10.14	9.59	70	0.64	0.37	2.14	1.19	70	0.62	0.28	0.96	2.45	70	1.26	0.64	3.10	3.64	70	0.49	0.43	0.31	0.67
71	11.60	12.10	9.57	9.09	71	0.54	0.29	2.13	1.10	71	0.47	0.23	0.91	2.43	71	1.02	0.52	3.05	3.53	71	0.46	0.44	0.30	0.69
72	11.07	11.65	9.00	8.72	72	0.52	0.21	2.20	0.91	72	0.43	0.16	0.82	2.39	72	0.95	0.37	3.02	3.30	72	0.45	0.43	0.27	0.72
73	10.69	11.13	8.57	8.31	73	0.38	0.18	2.24	0.73	73	0.36	0.12	0.61	2.38	73	0.74	0.30	2.85	3.11	73	0.48	0.41	0.21	0.77
74	10.26	10.62	8.27	8.02	74	0.32	0.14	2.10	0.66	74	0.27	0.10	0.49	2.18	74	0.59	0.23	2.59	2.84	74	0.46	0.41	0.19	0.77
75	9.81	10.13	8.04	7.80	75	0.27	0.10	1.71	0.60	75	0.23	0.07	0.56	1.90	75	0.49	0.17	2.26	2.50	75	0.46	0.42	0.25	0.76

Table 5. Full-time and Part-time Worklife Expectancy of Males with a least a 4-year College Education in the United States, 1998-2004

	Years of Inactive					Years in Part-time Labor Force					Years in Full-time Labor Force					Years in the Active Labor Force					Portion Years Full-time Labor Force			
	Beginning Labor Force State					*Beginning Labor Force State*					*Beginning Labor Force State*					*Beginning Labor Force State*					*Beginning Labor Force State*			
Age	All	Inactive	PT	FT	Age	All	Inactive	PT	FT	Age	All	Inactive	PT	FT	Age	All	Inactive	PT	FT	Age	All	Inactive	PT	FT
20	14.70	15.69	13.93	14.14	20	3.16	3.23	4.99	3.12	20	37.76	36.70	36.69	38.36	20	40.91	39.93	41.68	41.48	20	0.92	0.92	0.88	0.92
21	14.23	15.18	13.95	13.77	21	3.39	3.28	4.00	3.09	21	37.07	36.23	36.74	37.84	21	40.46	39.51	40.74	40.92	21	0.92	0.92	0.90	0.92
22	13.99	15.18	13.86	13.70	22	3.17	3.24	4.09	3.02	22	36.60	35.35	35.82	37.05	22	39.78	38.59	39.91	40.07	22	0.92	0.92	0.90	0.92
23	13.85	15.18	13.93	13.59	23	3.08	3.15	4.06	2.93	23	35.91	34.51	34.86	36.33	23	38.99	37.66	38.92	39.25	23	0.92	0.92	0.90	0.93
24	13.69	15.24	13.81	13.48	24	2.98	3.07	3.94	2.85	24	35.25	33.62	34.17	35.58	24	38.23	36.68	38.11	38.43	24	0.92	0.92	0.90	0.93
25	13.59	15.14	13.70	13.40	25	2.90	3.03	3.86	2.79	25	34.50	32.82	33.43	34.80	25	37.40	35.85	37.29	37.59	25	0.92	0.92	0.90	0.93
26	13.47	15.01	13.65	13.32	26	2.82	3.04	3.80	2.74	26	33.77	32.00	32.61	34.00	26	36.59	35.05	36.41	36.74	26	0.92	0.91	0.90	0.93
27	13.39	15.08	13.55	13.27	27	2.76	3.07	3.74	2.69	27	32.98	30.99	31.83	33.17	27	35.74	34.05	35.57	35.86	27	0.92	0.91	0.89	0.92
28	13.34	14.97	13.59	13.24	28	2.72	3.04	3.73	2.66	28	32.13	30.17	30.86	32.30	28	34.85	33.22	34.60	34.95	28	0.92	0.91	0.89	0.92
29	13.29	14.84	13.57	13.22	29	2.68	2.97	3.89	2.63	29	31.29	29.45	29.79	31.41	29	33.97	32.42	33.68	34.03	29	0.92	0.91	0.88	0.92
30	13.27	14.68	13.41	13.20	30	2.66	2.91	3.97	2.60	30	30.39	28.73	28.94	30.52	30	33.05	31.64	32.91	33.12	30	0.92	0.91	0.88	0.92
31	13.23	14.49	13.34	13.19	31	2.62	2.88	3.84	2.57	31	29.53	28.02	28.20	29.63	31	32.15	30.90	32.04	32.20	31	0.92	0.91	0.88	0.92
32	13.22	14.57	13.34	13.17	32	2.59	2.83	3.85	2.54	32	28.64	27.04	27.26	28.73	32	31.23	29.87	31.11	31.28	32	0.92	0.91	0.88	0.92
33	13.20	14.75	13.35	13.16	33	2.56	2.80	3.78	2.52	33	27.75	25.96	26.37	27.83	33	30.31	28.76	30.15	30.35	33	0.92	0.90	0.87	0.92
34	13.19	14.76	13.43	13.15	34	2.54	2.77	3.64	2.50	34	26.84	25.05	25.50	26.93	34	29.38	27.82	29.15	29.43	34	0.91	0.90	0.87	0.92
35	13.21	14.76	13.42	13.15	35	2.52	2.74	3.62	2.48	35	25.92	24.15	24.61	26.02	35	28.44	26.89	28.23	28.49	35	0.91	0.90	0.87	0.91
36	13.19	14.70	13.39	13.15	36	2.49	2.80	3.66	2.45	36	25.04	23.22	23.68	25.11	36	27.53	26.02	27.33	27.57	36	0.91	0.89	0.87	0.91
37	13.19	14.65	13.36	13.15	37	2.47	2.80	3.55	2.43	37	24.13	22.35	22.88	24.22	37	26.61	25.14	26.43	26.65	37	0.91	0.89	0.87	0.91
38	13.18	15.13	13.26	13.13	38	2.43	2.71	3.51	2.40	38	23.26	21.03	22.11	23.35	38	25.69	23.74	25.61	25.74	38	0.91	0.89	0.86	0.91
39	13.19	15.58	13.25	13.12	39	2.42	2.70	3.64	2.37	39	22.35	19.69	21.08	22.47	39	24.77	22.38	24.71	24.84	39	0.90	0.88	0.85	0.90
40	13.19	15.58	13.49	13.11	40	2.40	2.61	3.69	2.35	40	21.46	18.86	19.86	21.59	40	23.86	21.47	23.56	23.94	40	0.90	0.88	0.84	0.90
41	13.18	15.62	13.65	13.11	41	2.36	2.54	3.64	2.33	41	20.60	17.99	18.86	20.70	41	22.97	20.53	22.50	23.04	41	0.90	0.88	0.84	0.90
42	13.19	15.63	13.79	13.11	42	2.37	2.55	3.56	2.32	42	19.68	17.07	17.90	19.82	42	22.06	19.62	21.46	22.14	42	0.89	0.87	0.83	0.90
43	13.25	15.84	13.67	13.12	43	2.35	2.53	3.55	2.31	43	18.76	15.98	17.13	18.93	43	21.11	18.51	20.69	21.23	43	0.89	0.86	0.83	0.89
44	13.23	16.04	13.45	13.14	44	2.33	2.57	3.45	2.29	44	17.91	14.86	16.56	18.04	44	20.24	17.43	20.01	20.33	44	0.88	0.85	0.83	0.89
45	13.24	16.15	13.47	13.14	45	2.31	2.61	3.36	2.27	45	17.03	13.82	15.76	17.17	45	19.34	16.43	19.11	19.44	45	0.88	0.84	0.82	0.88
46	13.24	16.20	13.33	13.15	46	2.30	2.65	3.45	2.25	46	16.16	12.86	14.93	16.30	46	18.46	15.51	18.38	18.55	46	0.88	0.83	0.81	0.88
47	13.32	16.18	13.39	13.17	47	2.29	2.66	3.46	2.23	47	15.23	12.00	13.99	15.43	47	17.52	14.66	17.45	17.66	47	0.87	0.82	0.80	0.87
48	13.32	16.21	13.43	13.19	48	2.27	2.59	3.46	2.21	48	14.38	11.18	13.08	14.57	48	16.65	13.77	16.54	16.78	48	0.86	0.81	0.79	0.87
49	13.34	16.31	13.35	13.20	49	2.25	2.48	3.50	2.19	49	13.53	10.33	12.27	13.72	49	15.78	12.81	15.77	15.92	49	0.86	0.81	0.78	0.86
50	13.40	16.61	13.36	13.20	50	2.23	2.40	3.48	2.17	50	12.65	9.26	11.43	12.90	50	14.87	11.66	14.91	15.07	50	0.85	0.79	0.77	0.86
51	13.39	16.83	13.52	13.19	51	2.21	2.35	3.51	2.15	51	11.84	8.26	10.40	12.09	51	14.05	10.61	13.91	14.24	51	0.84	0.78	0.75	0.85
52	13.45	16.92	13.76	13.18	52	2.18	2.31	3.47	2.13	52	10.97	7.37	9.37	11.30	52	13.15	9.68	12.84	13.42	52	0.83	0.76	0.73	0.84
53	13.44	17.02	13.90	13.16	53	2.16	2.29	3.36	2.10	53	10.17	6.45	8.51	10.51	53	12.33	8.74	11.87	12.61	53	0.82	0.74	0.72	0.83
54	13.43	17.15	13.94	13.12	54	2.13	2.27	3.44	2.07	54	9.38	5.53	7.57	9.76	54	11.51	7.80	11.01	11.83	54	0.81	0.71	0.69	0.83
55	13.51	17.20	13.90	13.04	55	2.12	2.17	3.61	2.03	55	8.50	4.76	6.62	9.07	55	10.62	6.93	10.23	11.09	55	0.80	0.69	0.65	0.82
56	13.47	17.14	13.61	12.95	56	2.10	2.06	3.63	1.99	56	7.76	4.12	6.08	8.39	56	9.85	6.19	9.72	10.37	56	0.79	0.67	0.63	0.81
57	13.46	16.99	13.56	12.84	57	2.06	1.97	3.59	1.94	57	7.01	3.56	5.37	7.74	57	9.06	5.53	8.96	9.68	57	0.77	0.64	0.60	0.80
58	13.40	16.89	13.55	12.72	58	2.01	1.82	3.52	1.88	58	6.32	3.01	4.66	7.12	58	8.33	4.84	8.18	9.01	58	0.76	0.62	0.57	0.79
59	13.48	16.80	13.13	12.62	59	1.93	1.67	3.40	1.85	59	5.54	2.48	4.42	6.49	59	7.47	4.15	7.82	8.34	59	0.74	0.60	0.57	0.78
60	13.53	16.64	12.88	12.48	60	1.85	1.56	3.29	1.81	60	4.82	2.00	4.02	5.91	60	6.66	3.56	7.31	7.72	60	0.72	0.56	0.55	0.77
61	13.43	16.43	13.04	12.26	61	1.81	1.41	3.21	1.75	61	4.19	1.60	3.19	5.42	61	6.00	3.01	6.39	7.18	61	0.70	0.53	0.50	0.76
62	13.58	16.09	12.94	12.01	62	1.68	1.28	3.06	1.69	62	3.44	1.33	2.69	4.99	62	5.11	2.61	5.76	6.68	62	0.67	0.51	0.47	0.75
63	13.44	15.66	12.56	11.74	63	1.63	1.19	3.03	1.61	63	2.89	1.12	2.38	4.61	63	4.53	2.31	5.41	6.23	63	0.64	0.49	0.44	0.74
64	13.23	15.23	12.27	11.47	64	1.49	1.08	3.02	1.54	64	2.54	0.95	1.98	4.24	64	4.03	2.03	4.99	5.78	64	0.63	0.47	0.40	0.73
65	13.14	14.78	12.06	11.14	65	1.43	0.96	2.89	1.50	65	1.98	0.81	1.61	3.92	65	3.41	1.77	4.50	5.42	65	0.58	0.46	0.36	0.72
66	12.93	14.33	11.62	10.76	66	1.30	0.83	2.80	1.43	66	1.64	0.71	1.44	3.67	66	2.94	1.53	4.24	5.11	66	0.56	0.46	0.34	0.72
67	12.58	13.90	11.12	10.37	67	1.17	0.69	2.69	1.32	67	1.44	0.59	1.37	3.50	67	2.61	1.28	4.06	4.81	67	0.55	0.46	0.34	0.73
68	12.32	13.46	10.60	9.96	68	0.98	0.58	2.58	1.24	68	1.22	0.47	1.34	3.32	68	2.20	1.06	3.92	4.56	68	0.56	0.45	0.34	0.73
69	11.96	12.99	10.10	9.57	69	0.90	0.50	2.46	1.15	69	1.01	0.38	1.30	3.16	69	1.91	0.88	3.77	4.30	69	0.53	0.43	0.35	0.73
70	11.73	12.49	9.75	9.25	70	0.74	0.44	2.32	1.06	70	0.76	0.30	1.17	2.93	70	1.50	0.74	3.49	3.99	70	0.51	0.41	0.33	0.73
71	11.22	12.01	9.59	8.98	71	0.69	0.37	2.14	0.97	71	0.71	0.24	0.88	2.67	71	1.40	0.61	3.02	3.64	71	0.51	0.40	0.29	0.73
72	10.87	11.53	9.58	8.53	72	0.57	0.29	1.85	0.93	72	0.57	0.20	0.59	2.56	72	1.15	0.49	2.44	3.49	72	0.50	0.40	0.24	0.73
73	10.44	11.02	9.33	8.06	73	0.48	0.24	1.62	0.93	73	0.51	0.17	0.47	2.43	73	0.99	0.41	2.10	3.36	73	0.51	0.41	0.23	0.72
74	10.05	10.52	8.73	7.61	74	0.41	0.21	1.63	0.86	74	0.39	0.13	0.50	2.39	74	0.80	0.33	2.13	3.25	74	0.48	0.39	0.24	0.73
75	9.70	10.05	8.01	7.34	75	0.33	0.15	1.71	0.67	75	0.27	0.10	0.58	2.30	75	0.60	0.25	2.29	2.97	75	0.46	0.38	0.25	0.77

Table 6. Full-time and Part-time Worklife Expectancy of All Females in the United States, 1998-2004

	Years of Inactive					Years in Part-time Labor Force					Years in Full-time Labor Force					Years in the Active Labor Force					Portion Years Full-time Labor Force			
	Beginning Labor Force State					*Beginning Labor Force State*					*Beginning Labor Force State*					*Beginning Labor Force State*					*Beginning Labor Force State*			
Age	All	Inactive	PT	FT	Age	All	Inactive	PT	FT	Age	All	Inactive	PT	FT	Age	All	Inactive	PT	FT	Age	All	Inactive	PT	FT
17	29.69	30.23	29.06	29.01	17	9.15	8.74	9.73	8.90	17	24.75	24.61	24.80	25.67	17	33.89	33.36	34.52	34.57	17	0.73	0.74	0.72	0.74
18	29.13	29.80	28.63	28.53	18	8.74	8.36	9.28	8.46	18	24.74	24.45	24.70	25.62	18	33.48	32.82	33.98	34.08	18	0.74	0.75	0.73	0.75
19	28.64	29.48	28.22	28.13	19	8.36	8.01	8.94	8.00	19	24.64	24.16	24.48	25.51	19	33.00	32.17	33.42	33.52	19	0.75	0.75	0.73	0.76
20	28.27	29.21	27.90	27.76	20	7.99	7.68	8.63	7.60	20	24.42	23.77	24.14	25.31	20	32.41	31.46	32.77	32.91	20	0.75	0.76	0.74	0.77
21	27.95	28.94	27.64	27.43	21	7.63	7.38	8.31	7.28	21	24.12	23.37	23.75	24.99	21	31.74	30.76	32.06	32.27	21	0.76	0.76	0.74	0.77
22	27.59	28.73	27.35	27.12	22	7.29	7.13	8.05	7.01	22	23.84	22.86	23.32	24.60	22	31.13	30.00	31.38	31.61	22	0.77	0.76	0.74	0.78
23	27.31	28.64	27.08	26.81	23	7.04	6.96	7.84	6.80	23	23.41	22.16	22.83	24.14	23	30.45	29.12	30.67	30.94	23	0.77	0.76	0.74	0.78
24	27.04	28.52	26.89	26.50	24	6.84	6.82	7.72	6.64	24	22.89	21.44	22.17	23.64	24	29.74	28.26	29.89	30.28	24	0.77	0.76	0.74	0.78
25	26.80	28.36	26.71	26.21	25	6.70	6.69	7.64	6.47	25	22.31	20.76	21.45	23.12	25	29.01	27.45	29.10	29.60	25	0.77	0.76	0.74	0.78
26	26.58	28.23	26.50	25.96	26	6.56	6.58	7.54	6.33	26	21.70	20.03	20.79	22.55	26	28.26	26.61	28.33	28.88	26	0.77	0.75	0.73	0.78
27	26.36	28.07	26.27	25.72	27	6.42	6.44	7.44	6.19	27	21.08	19.35	20.16	21.95	27	27.50	25.79	27.59	28.15	27	0.77	0.75	0.73	0.78
28	26.08	27.90	25.99	25.45	28	6.30	6.31	7.38	6.06	28	20.52	18.68	19.52	21.38	28	26.81	24.99	26.90	27.44	28	0.77	0.75	0.73	0.78
29	25.89	27.73	25.70	25.18	29	6.17	6.16	7.33	5.90	29	19.86	18.02	18.89	20.84	29	26.03	24.19	26.22	26.74	29	0.76	0.75	0.72	0.78
30	25.63	27.57	25.43	24.90	30	6.02	5.99	7.22	5.74	30	19.30	17.39	18.30	20.31	30	25.32	23.38	25.52	26.05	30	0.76	0.74	0.72	0.78
31	25.39	27.41	25.21	24.63	31	5.88	5.84	7.07	5.58	31	18.71	16.74	17.70	19.78	31	24.60	22.57	24.78	25.36	31	0.76	0.74	0.71	0.78
32	25.19	27.25	25.00	24.34	32	5.73	5.68	6.96	5.41	32	18.09	16.08	17.06	19.26	32	23.82	21.76	24.02	24.67	32	0.76	0.74	0.71	0.78
33	24.95	27.07	24.71	24.08	33	5.58	5.52	6.87	5.25	33	17.52	15.46	16.47	18.72	33	23.10	20.98	23.34	23.97	33	0.76	0.74	0.71	0.78
34	24.68	26.87	24.42	23.83	34	5.43	5.38	6.75	5.09	34	16.97	14.83	15.91	18.17	34	22.40	20.22	22.66	23.26	34	0.76	0.73	0.70	0.78
35	24.50	26.73	24.17	23.59	35	5.28	5.24	6.63	4.92	35	16.35	14.16	15.33	17.62	35	21.63	19.40	21.96	22.54	35	0.76	0.73	0.70	0.78
36	24.22	26.61	23.91	23.35	36	5.13	5.08	6.52	4.75	36	15.82	13.49	14.74	17.08	36	20.95	18.57	21.26	21.83	36	0.76	0.73	0.69	0.78
37	24.04	26.47	23.70	23.09	37	4.95	4.91	6.34	4.58	37	15.23	12.84	14.18	16.55	37	20.18	17.75	20.52	21.13	37	0.75	0.72	0.69	0.78
38	23.80	26.33	23.49	22.86	38	4.80	4.75	6.18	4.42	38	14.67	12.18	13.60	15.98	38	19.47	16.93	19.78	20.40	38	0.75	0.72	0.69	0.78
39	23.58	26.20	23.27	22.65	39	4.63	4.58	6.04	4.27	39	14.11	11.54	13.01	15.40	39	18.74	16.12	19.05	19.67	39	0.75	0.72	0.68	0.78
40	23.35	26.07	23.06	22.43	40	4.46	4.39	5.91	4.11	40	13.56	10.92	12.40	14.84	40	18.03	15.31	18.32	18.95	40	0.75	0.71	0.68	0.78
41	23.18	25.93	22.89	22.20	41	4.30	4.20	5.77	3.95	41	12.96	10.31	11.78	14.29	41	17.26	14.51	17.55	18.24	41	0.75	0.71	0.67	0.78
42	22.94	25.81	22.73	22.00	42	4.15	4.04	5.59	3.80	42	12.41	9.66	11.19	13.71	42	16.56	13.70	16.78	17.50	42	0.75	0.71	0.67	0.78
43	22.74	25.71	22.53	21.80	43	3.98	3.87	5.41	3.65	43	11.85	8.99	10.63	13.12	43	15.83	12.86	16.04	16.77	43	0.75	0.70	0.66	0.78
44	22.56	25.63	22.33	21.60	44	3.83	3.71	5.27	3.52	44	11.26	8.32	10.06	12.53	44	15.09	12.02	15.32	16.05	44	0.75	0.69	0.66	0.78
45	22.40	25.55	22.12	21.42	45	3.68	3.51	5.15	3.38	45	10.65	7.67	9.46	11.93	45	14.33	11.18	14.61	15.31	45	0.74	0.69	0.65	0.78
46	22.23	25.52	21.94	21.22	46	3.51	3.31	5.05	3.24	46	10.07	6.99	8.82	11.35	46	13.58	10.29	13.87	14.60	46	0.74	0.68	0.64	0.78
47	22.01	25.40	21.77	20.99	47	3.37	3.14	4.92	3.11	47	9.52	6.36	8.20	10.80	47	12.88	9.50	13.12	13.91	47	0.74	0.67	0.63	0.78
48	21.85	25.25	21.60	20.79	48	3.23	3.00	4.78	2.98	48	8.90	5.74	7.60	10.22	48	12.13	8.74	12.38	13.20	48	0.73	0.66	0.61	0.77
49	21.73	25.16	21.48	20.60	49	3.10	2.84	4.64	2.86	49	8.25	5.09	6.96	9.63	49	11.35	7.93	11.60	12.48	49	0.73	0.64	0.60	0.77
50	21.57	25.00	21.31	20.40	50	2.98	2.68	4.54	2.74	50	7.63	4.51	6.33	9.05	50	10.61	7.19	10.87	11.78	50	0.72	0.63	0.58	0.77
51	21.44	24.84	21.06	20.15	51	2.82	2.50	4.41	2.62	51	7.02	3.94	5.81	8.51	51	9.85	6.44	10.22	11.13	51	0.71	0.61	0.57	0.76
52	21.20	24.65	20.79	19.91	52	2.71	2.33	4.23	2.52	52	6.48	3.41	5.37	7.96	52	9.19	5.74	9.60	10.48	52	0.70	0.59	0.56	0.76
53	21.12	24.36	20.55	19.69	53	2.58	2.19	4.08	2.41	53	5.81	2.94	4.88	7.40	53	8.38	5.14	8.95	9.81	53	0.69	0.57	0.54	0.75
54	20.95	24.08	20.34	19.44	54	2.43	2.04	3.95	2.30	54	5.24	2.51	4.33	6.89	54	7.67	4.55	8.28	9.18	54	0.68	0.55	0.52	0.75
55	20.77	23.75	20.10	19.15	55	2.32	1.89	3.81	2.20	55	4.65	2.10	3.84	6.40	55	6.98	3.99	7.65	8.60	55	0.67	0.53	0.50	0.74
56	20.58	23.40	19.83	18.83	56	2.21	1.75	3.72	2.12	56	4.10	1.74	3.33	5.93	56	6.31	3.49	7.05	8.05	56	0.65	0.50	0.47	0.74
57	20.30	23.03	19.49	18.52	57	2.08	1.58	3.65	2.04	57	3.64	1.40	2.88	5.46	57	5.72	2.99	6.53	7.50	57	0.64	0.47	0.44	0.73
58	20.13	22.62	19.12	18.25	58	1.96	1.43	3.50	1.95	58	3.08	1.12	2.55	4.97	58	5.04	2.54	6.05	6.92	58	0.61	0.44	0.42	0.72
59	19.91	22.14	18.79	17.99	59	1.81	1.29	3.34	1.87	59	2.61	0.90	2.20	4.47	59	4.42	2.19	5.54	6.34	59	0.59	0.41	0.40	0.70
60	19.62	21.60	18.41	17.70	60	1.69	1.17	3.22	1.81	60	2.19	0.73	1.87	4.00	60	3.88	1.90	5.09	5.81	60	0.56	0.39	0.37	0.69
61	19.39	21.02	18.01	17.38	61	1.56	1.05	3.10	1.74	61	1.73	0.60	1.57	3.56	61	3.29	1.66	4.67	5.30	61	0.52	0.36	0.34	0.67
62	19.08	20.42	17.47	16.93	62	1.44	0.95	3.06	1.68	62	1.34	0.50	1.34	3.26	62	2.78	1.45	4.40	4.94	62	0.48	0.35	0.31	0.66
63	18.71	19.82	16.82	16.37	63	1.29	0.83	3.05	1.62	63	1.07	0.41	1.20	3.07	63	2.36	1.25	4.25	4.69	63	0.45	0.33	0.28	0.65
64	18.19	19.23	16.22	15.88	64	1.19	0.72	3.00	1.57	64	0.89	0.33	1.06	2.83	64	2.09	1.05	4.06	4.40	64	0.43	0.31	0.26	0.64
65	17.83	18.61	15.59	15.25	65	1.02	0.62	2.94	1.55	65	0.65	0.27	0.96	2.70	65	1.67	0.89	3.91	4.25	65	0.39	0.30	0.25	0.64
66	17.26	17.98	15.03	14.52	66	0.91	0.53	2.84	1.53	66	0.56	0.22	0.86	2.69	66	1.47	0.75	3.70	4.22	66	0.38	0.29	0.23	0.64
67	16.75	17.36	14.45	13.92	67	0.78	0.44	2.74	1.50	67	0.45	0.17	0.79	2.56	67	1.23	0.62	3.53	4.06	67	0.37	0.28	0.22	0.63
68	16.20	16.73	13.88	13.33	68	0.67	0.37	2.65	1.44	68	0.37	0.14	0.71	2.46	68	1.03	0.51	3.36	3.90	68	0.35	0.28	0.21	0.63
69	15.67	16.09	13.33	12.81	69	0.54	0.29	2.53	1.35	69	0.29	0.11	0.63	2.34	69	0.83	0.41	3.17	3.69	69	0.35	0.28	0.20	0.63
70	15.08	15.45	12.77	12.31	70	0.46	0.24	2.45	1.22	70	0.23	0.09	0.56	2.26	70	0.70	0.33	3.01	3.47	70	0.34	0.28	0.18	0.65
71	14.49	14.81	12.28	11.73	71	0.40	0.19	2.34	1.04	71	0.19	0.07	0.46	2.31	71	0.59	0.27	2.80	3.34	71	0.33	0.27	0.17	0.69
72	13.91	14.17	11.79	11.24	72	0.32	0.16	2.16	0.94	72	0.15	0.05	0.43	2.21	72	0.47	0.21	2.59	3.14	72	0.31	0.25	0.17	0.70
73	13.34	13.55	11.30	10.78	73	0.25	0.12	2.03	0.88	73	0.11	0.04	0.37	2.04	73	0.36	0.16	2.40	2.92	73	0.31	0.23	0.15	0.70
74	12.75	12.92	10.81	10.29	74	0.20	0.09	1.95	0.80	74	0.08	0.03	0.28	1.94	74	0.28	0.12	2.23	2.75	74	0.29	0.23	0.13	0.71
75	12.17	12.30	10.28	9.79	75	0.15	0.06	1.88	0.66	75	0.06	0.02	0.22	1.94	75	0.21	0.08	2.11	2.59	75	0.28	0.21	0.11	0.75

Table 7. Full-time and Part-time Worklife Expectancy of Females with less than a High School Education in the United States, 1998-2004

	Years of Inactive					Years in Part-time Labor Force					Years in Full-time Labor Force					Years in the Active Labor Force					Portion Years Full-time Labor Force			
	Beginning Labor Force State					*Beginning Labor Force State*					*Beginning Labor Force State*					*Beginning Labor Force State*					*Beginning Labor Force State*			
Age	All	Inactive	PT	FT	Age	All	Inactive	PT	FT	Age	All	Inactive	PT	FT	Age	All	Inactive	PT	FT	Age	All	Inactive	PT	FT
17	39.37	39.88	38.76	38.72	17	6.95	6.55	7.52	6.72	17	17.27	17.16	17.31	18.15	17	24.22	23.71	24.83	24.86	17	0.71	0.72	0.70	0.73
18	38.85	39.42	38.34	38.32	18	6.54	6.18	7.04	6.28	18	17.22	17.02	17.22	18.02	18	23.76	23.20	24.27	24.30	18	0.72	0.73	0.71	0.74
19	38.44	39.04	37.90	37.93	19	6.05	5.84	6.66	5.88	19	17.15	16.76	17.08	17.83	19	23.20	22.61	23.75	23.71	19	0.74	0.74	0.72	0.75
20	38.08	38.79	37.36	37.48	20	5.70	5.52	6.43	5.57	20	16.89	16.36	16.88	17.62	20	22.59	21.88	23.31	23.19	20	0.75	0.75	0.72	0.76
21	37.67	38.46	37.00	36.94	21	5.49	5.29	6.25	5.42	21	16.53	15.95	16.44	17.34	21	22.03	21.24	22.69	22.76	21	0.75	0.75	0.72	0.76
22	37.19	38.04	36.64	36.45	22	5.31	5.13	6.07	5.27	22	16.23	15.56	16.01	17.01	22	21.54	20.69	22.09	22.28	22	0.75	0.75	0.73	0.76
23	36.73	37.62	36.09	35.96	23	5.18	5.01	5.92	5.15	23	15.84	15.13	15.74	16.65	23	21.02	20.14	21.66	21.80	23	0.75	0.75	0.73	0.76
24	36.23	37.16	35.57	35.36	24	5.09	4.92	5.78	5.05	24	15.46	14.70	15.43	16.37	24	20.55	19.63	21.21	21.42	24	0.75	0.75	0.73	0.76
25	35.73	36.63	35.14	34.77	25	5.02	4.84	5.65	4.93	25	15.06	14.33	15.01	16.10	25	20.08	19.18	20.66	21.03	25	0.75	0.75	0.73	0.77
26	35.28	36.17	34.77	34.26	26	4.85	4.73	5.50	4.77	26	14.71	13.93	14.57	15.80	26	19.56	18.66	20.07	20.58	26	0.75	0.75	0.73	0.77
27	34.89	35.76	34.40	33.84	27	4.69	4.57	5.37	4.62	27	14.29	13.53	14.10	15.41	27	18.98	18.11	19.47	20.03	27	0.75	0.75	0.72	0.77
28	34.38	35.33	33.75	33.44	28	4.56	4.42	5.36	4.48	28	13.95	13.14	13.78	14.96	28	18.51	17.56	19.14	19.45	28	0.75	0.75	0.72	0.77
29	33.98	34.91	33.18	32.98	29	4.42	4.26	5.37	4.34	29	13.52	12.75	13.37	14.59	29	17.94	17.01	18.74	18.94	29	0.75	0.75	0.71	0.77
30	33.45	34.50	32.78	32.42	30	4.31	4.13	5.21	4.20	30	13.19	12.33	12.96	14.33	30	17.50	16.45	18.17	18.53	30	0.75	0.75	0.71	0.77
31	32.93	34.16	32.28	31.88	31	4.18	4.02	4.98	4.11	31	12.87	11.81	12.72	13.99	31	17.05	15.83	17.70	18.10	31	0.75	0.75	0.72	0.77
32	32.67	33.87	31.86	31.38	32	4.04	3.87	4.81	4.00	32	12.30	11.28	12.35	13.64	32	16.34	15.15	17.16	17.64	32	0.75	0.74	0.72	0.77
33	32.20	33.47	31.52	31.00	33	3.93	3.73	4.78	3.87	33	11.92	10.85	11.75	13.18	33	15.85	14.58	16.53	17.05	33	0.75	0.74	0.71	0.77
34	31.74	33.02	31.15	30.65	34	3.83	3.62	4.69	3.75	34	11.51	10.45	11.25	12.69	34	15.35	14.07	15.94	16.44	34	0.75	0.74	0.71	0.77
35	31.39	32.69	30.55	30.27	35	3.69	3.52	4.55	3.61	35	11.05	9.92	11.03	12.25	35	14.73	13.44	15.58	15.86	35	0.75	0.74	0.71	0.77
36	30.88	32.36	29.95	29.84	36	3.57	3.40	4.56	3.45	36	10.71	9.41	10.66	11.88	36	14.29	12.81	15.22	15.33	36	0.75	0.73	0.70	0.77
37	30.50	31.98	29.67	29.34	37	3.43	3.25	4.50	3.33	37	10.29	8.98	10.05	11.55	37	13.72	12.24	14.55	14.88	37	0.75	0.73	0.69	0.78
38	30.03	31.66	29.39	28.86	38	3.29	3.07	4.28	3.22	38	9.94	8.54	9.60	11.18	38	13.23	11.61	13.88	14.41	38	0.75	0.74	0.69	0.78
39	29.69	31.34	28.97	28.40	39	3.16	2.91	4.17	3.10	39	9.47	8.07	9.18	10.81	39	12.63	10.97	13.35	13.92	39	0.75	0.74	0.69	0.78
40	29.33	30.97	28.44	27.96	40	3.05	2.79	4.19	3.00	40	9.00	7.62	8.75	10.42	40	12.05	10.41	12.94	13.42	40	0.75	0.73	0.68	0.78
41	28.97	30.57	28.00	27.52	41	2.93	2.67	4.06	2.89	41	8.54	7.20	8.38	10.03	41	11.47	9.87	12.44	12.92	41	0.74	0.73	0.67	0.78
42	28.45	30.22	27.57	27.15	42	2.84	2.55	3.84	2.78	42	8.22	6.73	8.09	9.57	42	11.06	9.29	11.93	12.35	42	0.74	0.72	0.68	0.77
43	28.22	29.92	27.14	26.84	43	2.69	2.43	3.76	2.67	43	7.67	6.23	7.68	9.07	43	10.36	8.66	11.44	11.73	43	0.74	0.72	0.67	0.77
44	27.91	29.71	26.63	26.45	44	2.57	2.29	3.74	2.56	44	7.18	5.66	7.28	8.64	44	9.74	7.94	11.03	11.21	44	0.74	0.71	0.66	0.77
45	27.55	29.44	26.18	26.04	45	2.44	2.14	3.62	2.44	45	6.74	5.15	6.93	8.25	45	9.18	7.29	10.55	10.69	45	0.73	0.71	0.66	0.77
46	27.16	29.15	25.98	25.65	46	2.29	1.99	3.39	2.28	46	6.37	4.67	6.44	7.88	46	8.65	6.66	9.83	10.16	46	0.74	0.70	0.66	0.78
47	26.83	28.86	25.61	25.11	47	2.13	1.84	3.28	2.16	47	5.93	4.20	6.01	7.62	47	8.06	6.04	9.28	9.79	47	0.74	0.70	0.65	0.78
48	26.46	28.49	24.98	24.59	48	2.02	1.72	3.21	2.06	48	5.50	3.77	5.79	7.34	48	7.52	5.49	9.00	9.40	48	0.73	0.69	0.64	0.78
49	26.10	28.13	24.72	24.14	49	1.90	1.62	3.17	1.93	49	5.09	3.33	5.20	7.02	49	6.98	4.96	8.36	8.94	49	0.73	0.67	0.62	0.78
50	25.81	27.77	24.40	23.71	50	1.84	1.52	3.05	1.84	50	4.53	2.89	4.74	6.63	50	6.38	4.41	7.79	8.47	50	0.71	0.65	0.61	0.78
51	25.38	27.40	23.61	23.20	51	1.69	1.39	3.01	1.76	51	4.21	2.49	4.66	6.33	51	5.90	3.88	7.67	8.08	51	0.71	0.64	0.61	0.78
52	24.76	26.92	22.98	22.58	52	1.65	1.27	2.90	1.71	52	3.98	2.20	4.51	6.10	52	5.63	3.48	7.41	7.81	52	0.71	0.63	0.61	0.78
53	24.32	26.30	22.78	22.00	53	1.55	1.21	2.69	1.66	53	3.63	1.99	4.03	5.84	53	5.18	3.20	6.72	7.50	53	0.70	0.62	0.60	0.78
54	23.91	25.75	22.50	21.50	54	1.47	1.14	2.70	1.57	54	3.25	1.72	3.43	5.55	54	4.71	2.87	6.12	7.12	54	0.69	0.60	0.56	0.78
55	23.54	25.31	21.89	21.05	55	1.41	1.06	2.73	1.52	55	2.80	1.37	3.13	5.17	55	4.21	2.43	5.86	6.70	55	0.67	0.56	0.53	0.77
56	23.22	24.84	21.55	20.56	56	1.29	0.96	2.66	1.49	56	2.37	1.09	2.68	4.84	56	3.66	2.05	5.33	6.33	56	0.65	0.53	0.50	0.76
57	22.57	24.23	21.18	20.15	57	1.24	0.87	2.60	1.45	57	2.21	0.92	2.25	4.42	57	3.45	1.79	4.84	5.87	57	0.64	0.51	0.46	0.75
58	22.25	23.60	20.68	19.79	58	1.12	0.80	2.48	1.41	58	1.80	0.76	2.01	3.97	58	2.92	1.57	4.49	5.38	58	0.62	0.49	0.45	0.74
59	21.68	22.97	20.31	19.40	59	1.09	0.73	2.43	1.36	59	1.56	0.63	1.59	3.57	59	2.65	1.36	4.02	4.93	59	0.59	0.46	0.40	0.72
60	21.25	22.31	19.87	19.03	60	1.00	0.67	2.34	1.30	60	1.26	0.52	1.29	3.18	60	2.25	1.19	3.63	4.48	60	0.56	0.44	0.36	0.71
61	20.81	21.64	19.26	18.64	61	0.89	0.61	2.25	1.24	61	0.98	0.43	1.17	2.80	61	1.87	1.04	3.42	4.04	61	0.52	0.41	0.34	0.69
62	20.28	20.97	18.45	18.10	62	0.80	0.53	2.30	1.19	62	0.79	0.37	1.12	2.59	62	1.59	0.90	3.42	3.77	62	0.50	0.41	0.33	0.69
63	19.72	20.31	17.65	17.48	63	0.71	0.46	2.33	1.15	63	0.64	0.30	1.08	2.44	63	1.35	0.76	3.41	3.59	63	0.48	0.39	0.32	0.68
64	19.04	19.65	16.94	16.94	64	0.70	0.40	2.32	1.16	64	0.54	0.23	1.02	2.17	64	1.24	0.63	3.34	3.34	64	0.43	0.37	0.31	0.65
65	18.54	18.97	16.25	16.13	65	0.56	0.34	2.32	1.24	65	0.39	0.19	0.93	2.14	65	0.96	0.53	3.25	3.37	65	0.41	0.36	0.29	0.63
66	17.86	18.29	15.65	15.29	66	0.51	0.29	2.30	1.17	66	0.36	0.15	0.79	2.27	66	0.87	0.44	3.09	3.44	66	0.41	0.35	0.26	0.66
67	17.31	17.61	15.14	14.80	67	0.40	0.24	2.16	1.06	67	0.27	0.13	0.67	2.12	67	0.67	0.37	2.84	3.18	67	0.40	0.35	0.24	0.67
68	16.65	16.92	14.57	14.25	68	0.36	0.20	2.10	1.10	68	0.22	0.11	0.57	1.88	68	0.58	0.31	2.66	2.98	68	0.38	0.35	0.21	0.63
69	16.00	16.23	13.74	13.44	69	0.32	0.17	2.28	1.12	69	0.18	0.10	0.48	1.94	69	0.50	0.27	2.76	3.06	69	0.36	0.36	0.17	0.63
70	15.30	15.56	13.03	12.78	70	0.31	0.14	2.34	0.99	70	0.18	0.08	0.42	2.01	70	0.48	0.22	2.75	3.00	70	0.36	0.37	0.15	0.67
71	14.73	14.90	12.51	12.39	71	0.23	0.12	2.19	0.78	71	0.11	0.07	0.37	1.91	71	0.34	0.18	2.56	2.69	71	0.33	0.36	0.14	0.71
72	14.09	14.24	11.98	11.94	72	0.18	0.10	2.01	0.55	72	0.11	0.05	0.40	1.90	72	0.29	0.14	2.40	2.45	72	0.38	0.32	0.17	0.78
73	13.49	13.60	11.48	11.20	73	0.14	0.07	1.85	0.54	73	0.07	0.03	0.38	1.96	73	0.21	0.10	2.22	2.50	73	0.34	0.29	0.17	0.78
74	12.87	12.96	10.92	10.63	74	0.10	0.05	1.78	0.50	74	0.06	0.02	0.33	1.90	74	0.16	0.07	2.11	2.40	74	0.35	0.29	0.16	0.79
75	12.25	12.34	10.33	10.31	75	0.09	0.03	1.83	0.23	75	0.04	0.01	0.23	1.84	75	0.13	0.05	2.05	2.07	75	0.33	0.29	0.11	0.89

Table 8. Full-time and Part-time Worklife Expectancy of Females with a High School Education in the United States, 1998-2004

	Years of Inactive					Years in Part-time Labor Force					Years in Full-time Labor Force					Years in the Active Labor Force					Portion Years Full-time Labor Force			
	Beginning Labor Force State					*Beginning Labor Force State*					*Beginning Labor Force State*					*Beginning Labor Force State*					*Beginning Labor Force State*			
Age	All	Inactive	PT	FT	Age	All	Inactive	PT	FT	Age	All	Inactive	PT	FT	Age	All	Inactive	PT	FT	Age	All	Inactive	PT	FT
17	30.17	30.83	29.66	29.62	17	8.72	8.47	9.17	8.50	17	24.70	24.28	24.76	25.46	17	33.41	32.75	33.93	33.96	17	0.74	0.74	0.73	0.75
18	29.70	30.47	29.20	29.16	18	8.49	8.13	9.06	8.23	18	24.42	24.02	24.36	25.22	18	32.91	32.14	33.42	33.45	18	0.74	0.75	0.73	0.75
19	29.26	30.18	28.90	28.83	19	8.08	7.80	8.72	7.79	19	24.30	23.66	24.02	25.02	19	32.38	31.46	32.74	32.81	19	0.75	0.75	0.73	0.76
20	28.89	29.94	28.65	28.53	20	7.68	7.50	8.38	7.44	20	24.10	23.23	23.64	24.69	20	31.78	30.73	32.02	32.14	20	0.76	0.76	0.74	0.77
21	28.69	29.81	28.44	28.25	21	7.40	7.24	8.13	7.23	21	23.61	22.64	23.12	24.22	21	31.00	29.89	31.26	31.45	21	0.76	0.76	0.74	0.77
22	28.43	29.71	28.21	27.98	22	7.21	7.09	8.02	7.02	22	23.08	21.93	22.50	23.72	22	30.30	29.02	30.51	30.75	22	0.76	0.76	0.74	0.77
23	28.23	29.56	28.00	27.67	23	7.05	6.97	7.91	6.84	23	22.48	21.22	21.84	23.25	23	29.52	28.19	29.75	30.09	23	0.76	0.75	0.73	0.77
24	27.92	29.32	27.80	27.34	24	6.89	6.82	7.84	6.69	24	21.97	20.64	21.15	22.76	24	28.86	27.46	28.99	29.44	24	0.76	0.75	0.73	0.77
25	27.69	29.07	27.52	27.03	25	6.73	6.66	7.75	6.53	25	21.39	20.07	20.54	22.24	25	28.12	26.74	28.29	28.78	25	0.76	0.75	0.73	0.77
26	27.46	28.88	27.21	26.75	26	6.60	6.52	7.64	6.36	26	20.77	19.43	19.98	21.72	26	27.37	25.95	27.62	28.08	26	0.76	0.75	0.72	0.77
27	27.21	28.70	26.90	26.49	27	6.43	6.39	7.43	6.21	27	20.23	18.78	19.54	21.17	27	26.66	25.17	26.96	27.37	27	0.76	0.75	0.72	0.77
28	26.85	28.47	26.63	26.19	28	6.29	6.25	7.26	6.07	28	19.75	18.17	19.00	20.63	28	26.04	24.42	26.26	26.70	28	0.76	0.74	0.72	0.77
29	26.60	28.18	26.31	25.86	29	6.15	6.09	7.21	5.91	29	19.17	17.65	18.39	20.15	29	25.32	23.74	25.61	26.06	29	0.76	0.74	0.72	0.77
30	26.26	27.99	25.95	25.55	30	6.01	5.90	7.13	5.74	30	18.68	17.06	17.87	19.67	30	24.69	22.96	25.00	25.41	30	0.76	0.74	0.71	0.77
31	26.05	27.86	25.68	25.24	31	5.84	5.74	6.95	5.58	31	18.09	16.38	17.35	19.16	31	23.94	22.12	24.30	24.74	31	0.76	0.74	0.71	0.77
32	25.74	27.65	25.45	24.94	32	5.71	5.60	6.80	5.41	32	17.56	15.77	16.76	18.67	32	23.27	21.37	23.57	24.08	32	0.75	0.74	0.71	0.78
33	25.48	27.42	25.14	24.65	33	5.53	5.46	6.75	5.23	33	17.05	15.17	16.16	18.17	33	22.57	20.63	22.91	23.40	33	0.76	0.74	0.71	0.78
34	25.17	27.22	24.84	24.37	34	5.37	5.35	6.59	5.06	34	16.54	14.52	15.65	17.65	34	21.91	19.87	22.25	22.72	34	0.75	0.73	0.70	0.78
35	25.00	27.09	24.59	24.11	35	5.22	5.22	6.47	4.91	35	15.91	13.82	15.07	17.11	35	21.13	19.04	21.54	22.02	35	0.75	0.73	0.70	0.78
36	24.69	26.97	24.36	23.86	36	5.10	5.05	6.34	4.76	36	15.37	13.16	14.47	16.54	36	20.48	18.21	20.81	21.31	36	0.75	0.72	0.70	0.78
37	24.50	26.79	24.16	23.63	37	4.92	4.90	6.13	4.61	37	14.80	12.53	13.92	15.99	37	19.72	17.43	20.06	20.59	37	0.75	0.72	0.69	0.78
38	24.28	26.62	23.93	23.41	38	4.79	4.75	6.03	4.46	38	14.20	11.89	13.31	15.40	38	18.98	16.64	19.34	19.86	38	0.75	0.71	0.69	0.78
39	24.07	26.48	23.73	23.19	39	4.63	4.57	5.93	4.32	39	13.62	11.26	12.66	14.80	39	18.25	15.84	18.59	19.13	39	0.75	0.71	0.68	0.77
40	23.81	26.40	23.52	22.95	40	4.48	4.38	5.78	4.17	40	13.09	10.60	12.08	14.25	40	17.57	14.98	17.86	18.42	40	0.74	0.71	0.68	0.77
41	23.68	26.33	23.33	22.71	41	4.32	4.18	5.63	4.02	41	12.44	9.93	11.48	13.71	41	16.76	14.11	17.11	17.73	41	0.74	0.70	0.67	0.77
42	23.44	26.24	23.17	22.50	42	4.15	4.01	5.49	3.87	42	11.91	9.25	10.85	13.14	42	16.07	13.26	16.34	17.01	42	0.74	0.70	0.66	0.77
43	23.18	26.11	22.94	22.25	43	4.00	3.88	5.36	3.72	43	11.40	8.59	10.27	12.60	43	15.39	12.46	15.63	16.33	43	0.74	0.69	0.66	0.77
44	22.97	25.98	22.70	22.00	44	3.86	3.74	5.19	3.60	44	10.82	7.93	9.75	12.05	44	14.68	11.68	14.95	15.65	44	0.74	0.68	0.65	0.77
45	22.86	25.91	22.42	21.81	45	3.73	3.54	5.12	3.46	45	10.14	7.28	9.19	11.46	45	13.87	10.82	14.31	14.92	45	0.73	0.67	0.64	0.77
46	22.62	25.82	22.19	21.56	46	3.57	3.34	5.11	3.32	46	9.63	6.65	8.52	10.93	46	13.19	9.99	13.63	14.25	46	0.73	0.67	0.63	0.77
47	22.37	25.66	22.03	21.31	47	3.47	3.19	5.09	3.21	47	9.05	6.04	7.78	10.38	47	12.52	9.24	12.87	13.59	47	0.72	0.65	0.60	0.76
48	22.25	25.50	21.87	21.11	48	3.36	3.05	4.98	3.10	48	8.38	5.44	7.14	9.77	48	11.74	8.49	12.12	12.87	48	0.71	0.64	0.59	0.76
49	22.18	25.38	21.75	20.92	49	3.21	2.88	4.79	2.98	49	7.69	4.82	6.54	9.18	49	10.90	7.70	11.33	12.16	49	0.71	0.63	0.58	0.76
50	21.92	25.17	21.58	20.71	50	3.06	2.73	4.68	2.83	50	7.20	4.29	5.92	8.64	50	10.26	7.02	10.60	11.47	50	0.70	0.61	0.56	0.75
51	21.78	24.97	21.31	20.41	51	2.92	2.59	4.55	2.71	51	6.59	3.72	5.42	8.16	51	9.50	6.31	9.97	10.87	51	0.69	0.59	0.54	0.75
52	21.50	24.69	21.04	20.12	52	2.83	2.45	4.39	2.60	52	6.06	3.25	4.96	7.67	52	8.89	5.70	9.35	10.27	52	0.68	0.57	0.53	0.75
53	21.41	24.40	20.77	19.89	53	2.67	2.30	4.23	2.50	53	5.42	2.80	4.50	7.11	53	8.09	5.10	8.73	9.61	53	0.67	0.55	0.52	0.74
54	21.24	24.18	20.53	19.62	54	2.51	2.10	4.08	2.39	54	4.87	2.34	4.01	6.61	54	7.38	4.44	8.09	9.00	54	0.66	0.53	0.50	0.73
55	21.04	23.85	20.29	19.32	55	2.37	1.93	3.93	2.27	55	4.33	1.97	3.53	6.16	55	6.70	3.90	7.45	8.43	55	0.65	0.51	0.47	0.73
56	20.69	23.46	19.96	19.00	56	2.28	1.80	3.81	2.18	56	3.91	1.62	3.12	5.71	56	6.19	3.42	6.93	7.89	56	0.63	0.47	0.45	0.72
57	20.44	23.11	19.47	18.66	57	2.16	1.65	3.73	2.10	57	3.41	1.26	2.83	5.26	57	5.58	2.91	6.55	7.36	57	0.61	0.43	0.43	0.71
58	20.29	22.70	19.03	18.36	58	2.04	1.49	3.63	2.02	58	2.84	0.98	2.51	4.79	58	4.88	2.47	6.14	6.81	58	0.58	0.40	0.41	0.70
59	20.03	22.21	18.78	18.07	59	1.87	1.34	3.48	1.96	59	2.43	0.78	2.06	4.30	59	4.30	2.12	5.55	6.26	59	0.56	0.37	0.37	0.69
60	19.72	21.68	18.46	17.72	60	1.76	1.20	3.35	1.92	60	2.02	0.62	1.69	3.86	60	3.78	1.82	5.04	5.78	60	0.53	0.34	0.34	0.67
61	19.41	21.08	18.05	17.36	61	1.66	1.09	3.24	1.87	61	1.61	0.51	1.39	3.45	61	3.27	1.60	4.63	5.32	61	0.49	0.32	0.30	0.65
62	19.14	20.45	17.42	16.90	62	1.52	0.99	3.24	1.82	62	1.20	0.43	1.21	3.15	62	2.72	1.42	4.45	4.97	62	0.44	0.30	0.27	0.63
63	18.72	19.84	16.66	16.34	63	1.38	0.88	3.32	1.74	63	0.97	0.35	1.09	2.99	63	2.35	1.23	4.41	4.73	63	0.41	0.28	0.25	0.63
64	18.21	19.22	16.12	15.76	64	1.26	0.78	3.24	1.70	64	0.81	0.28	0.91	2.82	64	2.07	1.05	4.15	4.52	64	0.39	0.26	0.22	0.62
65	17.80	18.59	15.59	15.05	65	1.11	0.68	3.11	1.71	65	0.59	0.23	0.80	2.74	65	1.70	0.91	3.91	4.45	65	0.35	0.25	0.21	0.62
66	17.18	17.96	15.04	14.29	66	1.02	0.58	2.98	1.77	66	0.53	0.19	0.72	2.67	66	1.55	0.78	3.69	4.44	66	0.34	0.25	0.19	0.60
67	16.72	17.33	14.32	13.65	67	0.86	0.49	2.97	1.83	67	0.39	0.15	0.69	2.50	67	1.25	0.64	3.65	4.33	67	0.31	0.24	0.19	0.58
68	16.21	16.71	13.66	13.00	68	0.72	0.40	2.92	1.83	68	0.31	0.12	0.66	2.40	68	1.03	0.52	3.57	4.23	68	0.30	0.23	0.18	0.57
69	15.62	16.08	13.14	12.38	69	0.61	0.33	2.78	1.73	69	0.26	0.09	0.58	2.39	69	0.87	0.42	3.36	4.12	69	0.30	0.22	0.17	0.58
70	15.10	15.45	12.52	12.03	70	0.49	0.26	2.75	1.50	70	0.19	0.07	0.51	2.25	70	0.68	0.33	3.26	3.75	70	0.28	0.21	0.16	0.60
71	14.45	14.82	12.03	11.52	71	0.45	0.21	2.65	1.35	71	0.18	0.05	0.40	2.20	71	0.63	0.26	3.05	3.55	71	0.28	0.20	0.13	0.62
72	13.91	14.19	11.61	10.99	72	0.36	0.16	2.45	1.30	72	0.11	0.04	0.31	2.09	72	0.47	0.19	2.77	3.39	72	0.22	0.18	0.11	0.62
73	13.36	13.56	11.13	10.71	73	0.26	0.12	2.34	1.19	73	0.08	0.03	0.23	1.81	73	0.34	0.14	2.57	3.00	73	0.24	0.18	0.09	0.60
74	12.75	12.92	10.65	10.29	74	0.23	0.09	2.22	1.07	74	0.06	0.02	0.16	1.68	74	0.29	0.11	2.38	2.75	74	0.21	0.17	0.07	0.61
75	12.17	12.30	10.29	9.61	75	0.18	0.07	1.95	1.05	75	0.04	0.01	0.14	1.73	75	0.22	0.09	2.09	2.78	75	0.20	0.15	0.07	0.62

Table 9. Full-time and Part-time Worklife Expectancy of Females with Some College Education in the United States, 1998-2004

	Years of Inactive					Years in Part-time Labor Force					Years in Full-time Labor Force					Years in the Active Labor Force					Portion Years Full-time Labor Force			
	Beginning Labor Force State					*Beginning Labor Force State*					*Beginning Labor Force State*					*Beginning Labor Force State*					*Beginning Labor Force State*			
Age	All	Inactive	PT	FT	Age	All	Inactive	PT	FT	Age	All	Inactive	PT	FT	Age	All	Inactive	PT	FT	Age	All	Inactive	PT	FT
18	27.04	27.80	26.47	26.38	18	9.81	9.32	10.41	9.52	18	25.76	25.50	25.74	26.72	18	35.57	34.82	36.15	36.23	18	0.72	0.73	0.71	0.74
19	26.63	27.48	26.18	26.06	19	9.41	8.95	9.95	8.98	19	25.61	25.22	25.51	26.60	19	35.02	34.17	35.46	35.58	19	0.73	0.74	0.72	0.75
20	26.26	27.15	25.91	25.74	20	8.98	8.60	9.52	8.53	20	25.43	24.93	25.24	26.40	20	34.41	33.52	34.76	34.93	20	0.74	0.74	0.73	0.76
21	25.94	26.79	25.65	25.45	21	8.56	8.25	9.13	8.10	21	25.21	24.65	24.92	26.14	21	33.76	32.90	34.05	34.25	21	0.75	0.75	0.73	0.76
22	25.58	26.52	25.40	25.18	22	8.15	7.95	8.80	7.74	22	25.00	24.26	24.53	25.80	22	33.15	32.21	33.33	33.54	22	0.75	0.75	0.74	0.77
23	25.30	26.43	25.18	24.93	23	7.80	7.72	8.53	7.49	23	24.65	23.61	24.05	25.34	23	32.45	31.32	32.58	32.82	23	0.76	0.75	0.74	0.77
24	25.13	26.43	25.02	24.71	24	7.54	7.54	8.36	7.29	24	24.12	22.82	23.39	24.78	24	31.65	30.35	31.76	32.07	24	0.76	0.75	0.74	0.77
25	24.98	26.39	24.86	24.47	25	7.38	7.36	8.30	7.09	25	23.44	22.05	22.65	24.24	25	30.83	29.42	30.95	31.33	25	0.76	0.75	0.73	0.77
26	24.74	26.36	24.63	24.23	26	7.19	7.22	8.15	6.92	26	22.90	21.25	22.06	23.68	26	30.09	28.47	30.21	30.60	26	0.76	0.75	0.73	0.77
27	24.50	26.22	24.43	24.01	27	7.04	7.07	8.03	6.77	27	22.32	20.57	21.40	23.08	27	29.36	27.64	29.43	29.85	27	0.76	0.74	0.73	0.77
28	24.29	26.04	24.24	23.77	28	6.90	6.94	7.95	6.63	28	21.71	19.91	20.71	22.49	28	28.60	26.85	28.65	29.12	28	0.76	0.74	0.72	0.77
29	24.09	25.92	23.97	23.54	29	6.78	6.81	7.85	6.46	29	21.06	19.18	20.10	21.93	29	27.83	26.00	27.95	28.38	29	0.76	0.74	0.72	0.77
30	23.92	25.82	23.75	23.29	30	6.58	6.63	7.76	6.27	30	20.44	18.50	19.44	21.39	30	27.03	25.13	27.20	27.66	30	0.76	0.74	0.71	0.77
31	23.70	25.62	23.59	23.05	31	6.46	6.46	7.64	6.09	31	19.81	17.89	18.76	20.84	31	26.28	24.36	26.39	26.93	31	0.75	0.73	0.71	0.77
32	23.51	25.45	23.43	22.83	32	6.28	6.30	7.54	5.91	32	19.23	17.26	18.05	20.28	32	25.51	23.57	25.59	26.19	32	0.75	0.73	0.71	0.77
33	23.30	25.33	23.21	22.60	33	6.13	6.14	7.41	5.74	33	18.63	16.58	17.43	19.71	33	24.75	22.73	24.84	25.45	33	0.75	0.73	0.70	0.77
34	23.10	25.19	22.94	22.39	34	5.96	5.98	7.28	5.59	34	18.03	15.92	16.87	19.11	34	23.99	21.90	24.14	24.69	34	0.75	0.73	0.70	0.77
35	22.95	25.06	22.75	22.20	35	5.79	5.81	7.16	5.40	35	17.39	15.26	16.22	18.53	35	23.18	21.07	23.38	23.93	35	0.75	0.72	0.69	0.77
36	22.69	24.96	22.60	21.99	36	5.63	5.64	7.06	5.20	36	16.86	14.57	15.51	17.98	36	22.49	20.21	22.57	23.18	36	0.75	0.72	0.69	0.78
37	22.59	24.94	22.42	21.80	37	5.42	5.44	6.86	5.03	37	16.21	13.84	14.93	17.39	37	21.63	19.28	21.79	22.42	37	0.75	0.72	0.69	0.78
38	22.40	24.95	22.23	21.62	38	5.27	5.29	6.64	4.87	38	15.60	13.03	14.40	16.78	38	20.86	18.32	21.03	21.65	38	0.75	0.71	0.68	0.78
39	22.24	24.89	22.05	21.45	39	5.11	5.13	6.50	4.70	39	14.97	12.30	13.77	16.18	39	20.08	17.43	20.27	20.87	39	0.75	0.71	0.68	0.78
40	22.01	24.73	21.94	21.27	40	4.91	4.93	6.40	4.52	40	14.45	11.72	13.04	15.59	40	19.37	16.65	19.44	20.11	40	0.75	0.70	0.67	0.78
41	21.89	24.65	21.83	21.09	41	4.76	4.73	6.30	4.34	41	13.79	11.06	12.31	15.01	41	18.55	15.79	18.61	19.35	41	0.74	0.70	0.66	0.78
42	21.73	24.63	21.69	20.92	42	4.59	4.56	6.08	4.18	42	13.19	10.32	11.73	14.40	42	17.78	14.88	17.82	18.59	42	0.74	0.69	0.66	0.77
43	21.57	24.63	21.51	20.74	43	4.41	4.36	5.88	4.05	43	12.60	9.58	11.18	13.79	43	17.01	13.94	17.07	17.84	43	0.74	0.69	0.66	0.77
44	21.39	24.58	21.27	20.57	44	4.26	4.15	5.73	3.91	44	12.01	8.92	10.65	13.17	44	16.26	13.07	16.38	17.08	44	0.74	0.68	0.65	0.77
45	21.20	24.45	21.08	20.44	45	4.11	3.95	5.61	3.77	45	11.42	8.33	10.04	12.52	45	15.53	12.28	15.65	16.29	45	0.74	0.68	0.64	0.77
46	21.11	24.46	20.96	20.27	46	3.95	3.77	5.51	3.63	46	10.75	7.59	9.34	11.91	46	14.70	11.36	14.85	15.54	46	0.73	0.67	0.63	0.77
47	20.99	24.41	20.81	20.05	47	3.79	3.61	5.35	3.47	47	10.11	6.88	8.74	11.37	47	13.90	10.49	14.08	14.85	47	0.73	0.66	0.62	0.77
48	20.77	24.33	20.65	19.84	48	3.63	3.48	5.18	3.32	48	9.59	6.18	8.16	10.82	48	13.22	9.66	13.34	14.14	48	0.73	0.64	0.61	0.77
49	20.66	24.28	20.48	19.67	49	3.49	3.34	5.06	3.20	49	8.93	5.46	7.54	10.21	49	12.42	8.80	12.60	13.42	49	0.72	0.62	0.60	0.76
50	20.45	24.07	20.27	19.48	50	3.39	3.16	5.03	3.10	50	8.34	4.96	6.87	9.61	50	11.73	8.11	11.91	12.71	50	0.71	0.61	0.58	0.76
51	20.36	23.94	20.08	19.27	51	3.21	2.94	4.94	2.97	51	7.71	4.40	6.26	9.04	51	10.92	7.34	11.20	12.01	51	0.71	0.60	0.56	0.75
52	20.26	23.91	19.94	19.07	52	3.10	2.76	4.73	2.86	52	7.03	3.71	5.72	8.46	52	10.13	6.48	10.45	11.32	52	0.69	0.57	0.55	0.75
53	20.07	23.74	19.71	18.86	53	3.01	2.62	4.61	2.75	53	6.43	3.14	5.18	7.88	53	9.43	5.76	9.79	10.64	53	0.68	0.54	0.53	0.74
54	20.01	23.44	19.37	18.63	54	2.84	2.45	4.45	2.65	54	5.77	2.73	4.80	7.34	54	8.61	5.18	9.25	9.99	54	0.67	0.53	0.52	0.73
55	19.82	23.08	19.15	18.35	55	2.73	2.28	4.25	2.57	55	5.20	2.38	4.35	6.82	55	7.93	4.66	8.60	9.40	55	0.66	0.51	0.51	0.73
56	19.66	22.68	18.99	18.09	56	2.63	2.15	4.18	2.49	56	4.60	2.06	3.71	6.31	56	7.23	4.21	7.89	8.79	56	0.64	0.49	0.47	0.72
57	19.33	22.28	18.81	17.84	57	2.50	2.00	4.13	2.36	57	4.19	1.74	3.08	5.82	57	6.69	3.74	7.21	8.18	57	0.63	0.47	0.43	0.71
58	19.24	21.94	18.58	17.63	58	2.35	1.84	3.91	2.23	58	3.58	1.39	2.67	5.31	58	5.93	3.23	6.59	7.54	58	0.60	0.43	0.41	0.70
59	19.13	21.52	18.20	17.40	59	2.17	1.69	3.71	2.14	59	3.02	1.12	2.42	4.78	59	5.19	2.81	6.13	6.93	59	0.58	0.40	0.39	0.69
60	18.77	21.05	17.73	17.14	60	2.08	1.54	3.65	2.06	60	2.66	0.91	2.13	4.30	60	4.74	2.45	5.78	6.36	60	0.56	0.37	0.37	0.68
61	18.70	20.55	17.35	16.89	61	1.91	1.40	3.54	1.96	61	2.06	0.73	1.79	3.82	61	3.98	2.13	5.33	5.78	61	0.52	0.34	0.34	0.66
62	18.41	19.96	16.98	16.53	62	1.81	1.29	3.37	1.86	62	1.65	0.62	1.52	3.48	62	3.46	1.91	4.89	5.34	62	0.48	0.33	0.31	0.65
63	18.10	19.41	16.45	15.96	63	1.62	1.14	3.29	1.81	63	1.34	0.52	1.32	3.30	63	2.96	1.66	4.61	5.11	63	0.45	0.31	0.29	0.65
64	17.66	18.90	15.89	15.50	64	1.48	0.96	3.26	1.75	64	1.14	0.42	1.13	3.03	64	2.62	1.38	4.39	4.78	64	0.43	0.30	0.26	0.63
65	17.40	18.33	15.17	15.07	65	1.30	0.83	3.23	1.63	65	0.80	0.34	1.09	2.80	65	2.10	1.17	4.33	4.43	65	0.38	0.29	0.25	0.63
66	16.97	17.74	14.55	14.38	66	1.11	0.71	3.12	1.57	66	0.65	0.28	1.06	2.78	66	1.77	0.99	4.18	4.35	66	0.37	0.28	0.25	0.64
67	16.32	17.16	14.14	13.60	67	1.03	0.60	2.90	1.57	67	0.62	0.22	0.93	2.81	67	1.65	0.82	3.83	4.38	67	0.37	0.27	0.24	0.64
68	15.82	16.57	13.71	12.90	68	0.90	0.49	2.71	1.49	68	0.51	0.18	0.81	2.84	68	1.41	0.66	3.52	4.33	68	0.36	0.27	0.23	0.66
69	15.37	15.95	13.25	12.52	69	0.72	0.40	2.53	1.40	69	0.41	0.14	0.72	2.58	69	1.13	0.54	3.25	3.98	69	0.37	0.26	0.22	0.65
70	14.84	15.33	12.82	12.07	70	0.61	0.33	2.37	1.27	70	0.33	0.12	0.59	2.44	70	0.94	0.45	2.96	3.71	70	0.35	0.26	0.20	0.66
71	14.31	14.69	12.26	11.52	71	0.51	0.28	2.32	0.95	71	0.27	0.10	0.50	2.61	71	0.77	0.38	2.82	3.56	71	0.34	0.27	0.18	0.73
72	13.72	14.07	11.64	11.25	72	0.43	0.23	2.20	0.78	72	0.23	0.08	0.55	2.35	72	0.66	0.31	2.74	3.13	72	0.35	0.25	0.20	0.75
73	13.22	13.48	11.16	10.84	73	0.32	0.17	2.05	0.65	73	0.16	0.06	0.49	2.21	73	0.48	0.23	2.54	2.86	73	0.33	0.25	0.19	0.77
74	12.64	12.87	10.79	10.27	74	0.26	0.12	1.92	0.60	74	0.13	0.04	0.33	2.16	74	0.39	0.16	2.24	2.76	74	0.32	0.24	0.15	0.78
75	12.12	12.27	10.08	9.67	75	0.18	0.09	1.99	0.63	75	0.08	0.03	0.32	2.08	75	0.27	0.11	2.31	2.71	75	0.32	0.22	0.14	0.77

Table 10. Full-time and Part-time Worklife Expectancy of Females with a least a 4-year College Education in the United States, 1998-2004

	Years of Inactive					Years in Part-time Labor Force					Years in Full-time Labor Force					Years in the Active Labor Force					Portion Years Full-time Labor Force			
	Beginning Labor Force State					*Beginning Labor Force State*					*Beginning Labor Force State*					*Beginning Labor Force State*					*Beginning Labor Force State*			
Age	All	Inactive	PT	FT	Age	All	Inactive	PT	FT	Age	All	Inactive	PT	FT	Age	All	Inactive	PT	FT	Age	All	Inactive	PT	FT
20	25.41	26.26	24.58	24.37	20	7.80	7.73	8.29	7.71	20	27.45	26.68	27.80	28.60	20	35.26	34.41	36.09	36.30	20	0.78	0.78	0.77	0.79
21	24.33	25.71	23.98	23.99	21	7.58	7.60	8.11	7.38	21	27.78	26.39	27.61	28.33	21	35.36	33.99	35.72	35.71	21	0.79	0.78	0.77	0.79
22	24.10	25.52	23.87	23.71	22	7.47	7.47	8.23	7.27	22	27.16	25.74	26.62	27.75	22	34.63	33.20	34.86	35.02	22	0.78	0.78	0.76	0.79
23	23.84	25.31	23.71	23.52	23	7.32	7.41	8.21	7.14	23	26.59	25.03	25.83	27.10	23	33.91	32.45	34.04	34.24	23	0.78	0.77	0.76	0.79
24	23.60	25.21	23.60	23.31	24	7.19	7.32	8.15	7.00	24	25.98	24.26	25.03	26.47	24	33.18	31.57	33.18	33.47	24	0.78	0.77	0.75	0.79
25	23.40	25.21	23.60	23.14	25	7.04	7.24	8.12	6.87	25	25.36	23.36	24.09	25.79	25	32.40	30.60	32.21	32.66	25	0.78	0.76	0.75	0.79
26	23.35	25.22	23.65	23.01	26	6.99	7.22	8.13	6.78	26	24.49	22.39	23.06	25.04	26	31.48	29.61	31.19	31.82	26	0.78	0.76	0.74	0.79
27	23.24	25.22	23.57	22.85	27	6.91	7.15	8.19	6.68	27	23.72	21.49	22.11	24.34	27	30.63	28.64	30.30	31.02	27	0.77	0.75	0.73	0.78
28	23.09	25.29	23.34	22.64	28	6.82	7.06	8.27	6.54	28	22.98	20.55	21.28	23.70	28	29.80	27.60	29.55	30.25	28	0.77	0.74	0.72	0.78
29	23.03	25.44	23.15	22.43	29	6.72	6.96	8.23	6.41	29	22.17	19.52	20.53	23.08	29	28.89	26.48	28.77	29.49	29	0.77	0.74	0.71	0.78
30	22.85	25.37	22.98	22.23	30	6.60	6.81	8.07	6.26	30	21.50	18.77	19.90	22.46	30	28.10	25.58	27.97	28.72	30	0.77	0.73	0.71	0.78
31	22.70	25.24	22.83	22.02	31	6.46	6.62	7.98	6.09	31	20.83	18.12	19.17	21.87	31	27.29	24.74	27.15	27.96	31	0.76	0.73	0.71	0.78
32	22.57	25.18	22.67	21.76	32	6.30	6.45	7.89	5.90	32	20.15	17.38	18.46	21.36	32	26.44	23.83	26.35	27.26	32	0.76	0.73	0.70	0.78
33	22.39	25.08	22.34	21.50	33	6.18	6.30	7.79	5.73	33	19.48	16.68	17.92	20.83	33	25.66	22.98	25.71	26.55	33	0.76	0.73	0.70	0.78
34	22.17	24.93	22.08	21.27	34	6.02	6.13	7.71	5.54	34	18.90	16.03	17.30	20.28	34	24.92	22.16	25.01	25.82	34	0.76	0.72	0.69	0.79
35	21.98	24.80	21.89	21.06	35	5.88	5.96	7.60	5.36	35	18.27	15.36	16.63	19.71	35	24.15	21.33	24.23	25.07	35	0.76	0.72	0.69	0.79
36	21.82	24.68	21.61	20.84	36	5.70	5.81	7.46	5.18	36	17.66	14.68	16.11	19.15	36	23.36	20.49	23.56	24.33	36	0.76	0.72	0.68	0.79
37	21.63	24.54	21.36	20.61	37	5.54	5.65	7.27	4.98	37	17.05	14.02	15.58	18.63	37	22.59	19.68	22.86	23.61	37	0.75	0.71	0.68	0.79
38	21.41	24.33	21.18	20.42	38	5.40	5.52	7.10	4.80	38	16.46	13.41	14.99	18.05	38	21.86	18.93	22.09	22.84	38	0.75	0.71	0.68	0.79
39	21.16	24.15	20.97	20.27	39	5.18	5.38	6.92	4.65	39	15.98	12.80	14.43	17.40	39	21.16	18.17	21.35	22.05	39	0.76	0.70	0.68	0.79
40	20.96	24.02	20.78	20.09	40	4.99	5.19	6.74	4.48	40	15.43	12.17	13.86	16.81	40	20.42	17.36	20.60	21.29	40	0.76	0.70	0.67	0.79
41	20.78	23.82	20.67	19.92	41	4.80	5.01	6.55	4.31	41	14.86	11.62	13.22	16.22	41	19.66	16.62	19.77	20.52	41	0.76	0.70	0.67	0.79
42	20.59	23.57	20.56	19.77	42	4.69	4.83	6.36	4.15	42	14.22	11.11	12.59	15.58	42	18.92	15.94	18.94	19.73	42	0.75	0.70	0.66	0.79
43	20.41	23.44	20.47	19.66	43	4.47	4.65	6.11	4.00	43	13.69	10.49	12.00	14.92	43	18.16	15.14	18.10	18.91	43	0.75	0.69	0.66	0.79
44	20.31	23.32	20.42	19.56	44	4.30	4.46	5.94	3.84	44	13.04	9.87	11.29	14.25	44	17.34	14.33	17.24	18.09	44	0.75	0.69	0.66	0.79
45	20.19	23.27	20.32	19.45	45	4.14	4.24	5.82	3.71	45	12.40	9.22	10.59	13.57	45	16.54	13.45	16.41	17.28	45	0.75	0.69	0.65	0.79
46	20.07	23.30	20.17	19.33	46	3.96	4.01	5.64	3.58	46	11.78	8.51	10.01	12.90	46	15.74	12.52	15.65	16.48	46	0.75	0.68	0.64	0.78
47	19.84	23.13	20.03	19.23	47	3.76	3.83	5.42	3.44	47	11.29	7.94	9.45	12.23	47	15.05	11.77	14.87	15.66	47	0.75	0.67	0.64	0.78
48	19.81	22.94	19.98	19.14	48	3.62	3.69	5.23	3.30	48	10.56	7.35	8.78	11.55	48	14.18	11.04	14.01	14.85	48	0.74	0.67	0.63	0.78
49	19.69	22.93	19.94	19.04	49	3.50	3.51	5.10	3.19	49	9.90	6.65	8.04	10.86	49	13.40	10.15	13.14	14.05	49	0.74	0.65	0.61	0.77
50	19.64	22.91	19.84	18.91	50	3.39	3.31	4.99	3.05	50	9.15	5.96	7.35	10.21	50	12.54	9.27	12.34	13.27	50	0.73	0.64	0.60	0.77
51	19.58	22.87	19.71	18.78	51	3.23	3.11	4.80	2.92	51	8.48	5.30	6.77	9.58	51	11.70	8.41	11.57	12.50	51	0.72	0.63	0.58	0.77
52	19.38	22.82	19.46	18.67	52	3.08	2.91	4.61	2.82	52	7.94	4.66	6.33	8.90	52	11.01	7.57	10.93	11.72	52	0.72	0.62	0.58	0.76
53	19.40	22.68	19.23	18.54	53	2.94	2.75	4.44	2.68	53	7.16	4.07	5.83	8.28	53	10.10	6.82	10.27	10.96	53	0.71	0.60	0.57	0.76
54	19.23	22.48	19.24	18.38	54	2.78	2.63	4.29	2.54	54	6.61	3.51	5.10	7.70	54	9.39	6.14	9.38	10.24	54	0.70	0.57	0.54	0.75
55	19.19	22.27	19.14	18.18	55	2.70	2.49	4.18	2.42	55	5.86	2.98	4.42	7.15	55	8.56	5.47	8.60	9.57	55	0.68	0.55	0.51	0.75
56	19.13	22.14	18.93	17.90	56	2.56	2.27	4.07	2.32	56	5.19	2.48	3.88	6.66	56	7.75	4.75	7.95	8.99	56	0.67	0.52	0.49	0.74
57	18.96	22.01	18.70	17.61	57	2.38	2.01	3.98	2.23	57	4.67	2.00	3.35	6.18	57	7.05	4.01	7.32	8.41	57	0.66	0.50	0.46	0.73
58	18.69	21.78	18.35	17.38	58	2.29	1.77	3.81	2.13	58	4.19	1.62	3.02	5.66	58	6.48	3.39	6.82	7.79	58	0.65	0.48	0.44	0.73
59	18.64	21.37	17.94	17.19	59	2.14	1.60	3.61	2.03	59	3.55	1.36	2.78	5.11	59	5.69	2.96	6.39	7.14	59	0.62	0.46	0.44	0.72
60	18.54	20.89	17.60	17.02	60	1.96	1.47	3.42	1.94	60	3.00	1.15	2.48	4.55	60	4.96	2.61	5.90	6.48	60	0.60	0.44	0.42	0.70
61	18.36	20.42	17.35	16.73	61	1.85	1.31	3.27	1.84	61	2.47	0.95	2.06	4.10	61	4.32	2.26	5.33	5.95	61	0.57	0.42	0.39	0.69
62	18.12	19.93	17.05	16.28	62	1.72	1.15	3.17	1.79	62	2.02	0.79	1.65	3.80	62	3.75	1.94	4.82	5.59	62	0.54	0.41	0.34	0.68
63	17.91	19.38	16.60	15.82	63	1.56	1.02	3.07	1.73	63	1.60	0.67	1.41	3.52	63	3.16	1.69	4.47	5.25	63	0.51	0.40	0.31	0.67
64	17.47	18.87	15.93	15.50	64	1.45	0.89	3.01	1.61	64	1.35	0.53	1.33	3.16	64	2.81	1.41	4.35	4.78	64	0.48	0.37	0.31	0.66
65	17.23	18.30	15.29	14.94	65	1.23	0.78	2.98	1.55	65	1.04	0.43	1.23	3.02	65	2.27	1.20	4.21	4.56	65	0.46	0.35	0.29	0.66
66	16.81	17.74	14.81	14.31	66	1.06	0.66	2.83	1.45	66	0.86	0.33	1.09	2.97	66	1.92	0.99	3.92	4.42	66	0.45	0.34	0.28	0.67
67	16.32	17.17	14.27	13.91	67	0.92	0.55	2.71	1.29	67	0.74	0.25	0.99	2.77	67	1.66	0.81	3.70	4.06	67	0.45	0.32	0.27	0.68
68	15.88	16.57	13.76	13.53	68	0.77	0.45	2.61	1.12	68	0.58	0.21	0.86	2.59	68	1.35	0.67	3.47	3.71	68	0.43	0.32	0.25	0.70
69	15.49	15.99	13.29	13.21	69	0.58	0.34	2.39	0.98	69	0.42	0.17	0.81	2.30	69	1.00	0.51	3.21	3.28	69	0.42	0.34	0.25	0.70
70	14.90	15.36	12.80	12.58	70	0.53	0.27	2.21	0.92	70	0.35	0.15	0.78	2.28	70	0.88	0.42	2.98	3.20	70	0.40	0.36	0.26	0.71
71	14.30	14.74	12.42	11.66	71	0.46	0.22	2.00	0.88	71	0.32	0.12	0.66	2.53	71	0.78	0.34	2.65	3.41	71	0.41	0.35	0.25	0.74
72	13.78	14.12	12.04	10.92	72	0.37	0.18	1.77	0.91	72	0.23	0.08	0.57	2.55	72	0.60	0.26	2.34	3.46	72	0.39	0.30	0.24	0.74
73	13.12	13.48	11.60	10.39	73	0.35	0.16	1.60	0.95	73	0.23	0.06	0.50	2.36	73	0.58	0.22	2.11	3.31	73	0.40	0.28	0.24	0.71
74	12.62	12.85	11.02	10.02	74	0.26	0.13	1.59	0.80	74	0.16	0.05	0.42	2.22	74	0.41	0.18	2.01	3.01	74	0.38	0.30	0.21	0.74
75	12.08	12.27	10.40	9.78	75	0.19	0.08	1.68	0.40	75	0.12	0.03	0.30	2.21	75	0.31	0.11	1.98	2.61	75	0.38	0.27	0.15	0.85

Table 11. Calculation of Lifetime Expected Earnings of a 18-year Full-time Employed Male with a High School Education

Age	Probability Alive	Alive & Inactive	Alive & PT	Alive & FT	PT Unemployment Rate	FT Unemployment Rate	Earnings - YR PT	Earnings - YR FT	Present Value of Expected Earnings 1.0%	2.0%	3.0%	4.0%	Present Value of FT Earnings in LF 1.0%	2.0%	3.0%	4.0%
18	0.9994	0.1105	0.0848	0.8047	0.0657	0.1149	$10,240	$23,158	$17,211	$17,126	$17,043	$16,961	$18,133	$18,043	$17,956	$17,869
19	0.9981	0.2477	0.1731	0.5792	0.0657	0.1149	$10,240	$23,158	$13,302	$13,107	$12,917	$12,731	$15,163	$14,940	$14,723	$14,511
20	0.9967	0.2690	0.1554	0.5756	0.0657	0.1149	$10,240	$23,158	$12,916	$12,602	$12,298	$12,005	$14,567	$14,213	$13,870	$13,539
21	0.9953	0.2481	0.1205	0.6313	0.0657	0.1149	$10,240	$23,158	$13,548	$13,088	$12,649	$12,228	$14,814	$14,312	$13,831	$13,372
22	0.9939	0.2264	0.0921	0.6815	0.0657	0.1149	$10,240	$23,158	$14,114	$13,502	$12,922	$12,372	$15,071	$14,417	$13,798	$13,211
23	0.9925	0.2114	0.0757	0.7129	0.0657	0.1149	$10,240	$23,158	$14,412	$13,652	$12,938	$12,269	$15,189	$14,388	$13,637	$12,931
24	0.9911	0.1961	0.0761	0.7278	0.0657	0.1149	$10,240	$23,158	$14,536	$13,635	$12,797	$12,018	$15,309	$14,359	$13,477	$12,657
25	0.9897	0.1873	0.0728	0.7400	0.0453	0.0646	$16,570	$31,218	$20,905	$19,416	$18,046	$16,785	$21,800	$20,247	$18,819	$17,503
26	0.9884	0.1820	0.0632	0.7548	0.0453	0.0646	$16,570	$31,218	$20,926	$19,245	$17,714	$16,317	$21,695	$19,952	$18,364	$16,916
27	0.9871	0.1759	0.0623	0.7618	0.0453	0.0646	$16,570	$31,218	$20,862	$18,998	$17,316	$15,797	$21,610	$19,679	$17,937	$16,364
28	0.9858	0.1689	0.0667	0.7644	0.0453	0.0646	$16,570	$31,218	$20,758	$18,718	$16,896	$15,266	$21,551	$19,433	$17,541	$15,848
29	0.9844	0.1590	0.0625	0.7785	0.0453	0.0646	$16,570	$31,218	$20,828	$18,597	$16,623	$14,875	$21,562	$19,253	$17,209	$15,400
30	0.9831	0.1504	0.0505	0.7991	0.0432	0.0494	$19,354	$36,218	$24,695	$21,834	$19,327	$17,128	$25,392	$22,450	$19,873	$17,612
31	0.9817	0.1514	0.0416	0.8070	0.0432	0.0494	$19,354	$36,218	$24,507	$21,455	$18,807	$16,508	$25,075	$21,952	$19,243	$16,890
32	0.9803	0.1564	0.0413	0.8023	0.0432	0.0494	$19,354	$36,218	$24,087	$20,881	$18,126	$15,757	$24,645	$21,364	$18,546	$16,122
33	0.9788	0.1532	0.0470	0.7998	0.0432	0.0494	$19,354	$36,218	$23,831	$20,456	$17,585	$15,139	$24,459	$20,995	$18,048	$15,538
34	0.9772	0.1447	0.0515	0.8037	0.0432	0.0494	$19,354	$36,218	$23,739	$20,177	$17,177	$14,646	$24,419	$20,755	$17,669	$15,065
35	0.9756	0.1420	0.0502	0.8079	0.0438	0.0438	$21,260	$40,522	$26,494	$22,298	$18,798	$15,874	$27,251	$22,935	$19,335	$16,328
36	0.9738	0.1490	0.0471	0.8039	0.0438	0.0438	$21,260	$40,522	$26,009	$21,675	$18,096	$15,134	$26,712	$22,261	$18,585	$15,543
37	0.9719	0.1531	0.0471	0.7998	0.0438	0.0438	$21,260	$40,522	$25,573	$21,103	$17,447	$14,451	$26,267	$21,676	$17,921	$14,843
38	0.9698	0.1550	0.0445	0.8005	0.0438	0.0438	$21,260	$40,522	$25,245	$20,629	$16,889	$13,854	$25,893	$21,158	$17,323	$14,210
39	0.9676	0.1671	0.0378	0.7951	0.0438	0.0438	$21,260	$40,522	$24,670	$19,960	$16,184	$13,148	$25,214	$20,401	$16,540	$13,438
40	0.9652	0.1784	0.0346	0.7869	0.0461	0.0388	$21,578	$42,845	$25,555	$20,474	$16,438	$13,227	$26,105	$20,914	$16,792	$13,511
41	0.9625	0.1836	0.0342	0.7822	0.0461	0.0388	$21,578	$42,845	$25,076	$19,894	$15,818	$12,605	$25,613	$20,319	$16,156	$12,874
42	0.9597	0.1891	0.0345	0.7764	0.0461	0.0388	$21,578	$42,845	$24,583	$19,311	$15,205	$12,000	$25,118	$19,731	$15,536	$12,261
43	0.9567	0.2010	0.0391	0.7599	0.0461	0.0388	$21,578	$42,845	$23,829	$18,535	$14,453	$11,297	$24,427	$19,000	$14,815	$11,580
44	0.9534	0.2228	0.0483	0.7290	0.0461	0.0388	$21,578	$42,845	$22,716	$17,496	$13,510	$10,459	$23,445	$18,057	$13,944	$10,794
45	0.9499	0.2422	0.0528	0.7050	0.0317	0.0393	$21,731	$44,391	$22,526	$17,179	$13,137	$10,072	$23,349	$17,808	$13,617	$10,440
46	0.9461	0.2506	0.0464	0.7030	0.0317	0.0393	$21,731	$44,391	$22,056	$16,656	$12,613	$9,577	$22,771	$17,196	$13,022	$9,887
47	0.9419	0.2535	0.0436	0.7029	0.0317	0.0393	$21,731	$44,391	$21,697	$16,225	$12,167	$9,150	$22,359	$16,720	$12,538	$9,429
48	0.9375	0.2571	0.0527	0.6902	0.0317	0.0393	$21,731	$44,391	$21,140	$15,653	$11,624	$8,657	$21,927	$16,236	$12,057	$8,980
49	0.9327	0.2643	0.0574	0.6783	0.0317	0.0393	$21,731	$44,391	$20,546	$15,064	$11,078	$8,171	$21,392	$15,684	$11,534	$8,508
50	0.9276	0.2736	0.0505	0.6758	0.0352	0.0347	$24,465	$44,845	$20,440	$14,839	$10,807	$7,895	$21,107	$15,324	$11,160	$8,153
51	0.9221	0.2842	0.0468	0.6690	0.0352	0.0347	$24,465	$44,845	$19,864	$14,280	$10,299	$7,451	$20,472	$14,717	$10,614	$7,679
52	0.9163	0.2973	0.0482	0.6545	0.0352	0.0347	$24,465	$44,845	$19,157	$13,637	$9,739	$6,978	$19,774	$14,076	$10,053	$7,203
53	0.9101	0.3163	0.0442	0.6395	0.0352	0.0347	$24,465	$44,845	$18,364	$12,944	$9,155	$6,497	$18,920	$13,336	$9,432	$6,693
54	0.9036	0.3419	0.0457	0.6124	0.0352	0.0347	$24,465	$44,845	$17,336	$12,100	$8,475	$5,956	$17,901	$12,494	$8,751	$6,150
55	0.8965	0.3629	0.0604	0.5767	0.0400	0.0312	$22,706	$45,248	$16,420	$11,348	$7,871	$5,478	$17,241	$11,915	$8,265	$5,753
56	0.8890	0.3780	0.0716	0.5504	0.0400	0.0312	$22,706	$45,248	$15,569	$10,654	$7,318	$5,045	$16,525	$11,308	$7,767	$5,355
57	0.8811	0.4006	0.0693	0.5302	0.0400	0.0312	$22,706	$45,248	$14,721	$9,975	$6,785	$4,632	$15,629	$10,590	$7,203	$4,918
58	0.8723	0.4235	0.0633	0.5132	0.0400	0.0312	$22,706	$45,248	$13,920	$9,340	$6,292	$4,254	$14,733	$9,886	$6,659	$4,503
59	0.8627	0.4403	0.0670	0.4927	0.0400	0.0312	$22,706	$45,248	$13,164	$8,746	$5,834	$3,907	$14,006	$9,306	$6,207	$4,157
60	0.8524	0.4590	0.0677	0.4733	0.0449	0.0285	$18,932	$44,186	$12,029	$7,914	$5,228	$3,467	$12,968	$8,531	$5,636	$3,738
61	0.8415	0.4967	0.0611	0.4423	0.0449	0.0285	$18,932	$44,186	$10,965	$7,143	$4,673	$3,069	$11,793	$7,683	$5,026	$3,301
62	0.8295	0.5664	0.0674	0.3662	0.0449	0.0285	$18,932	$44,186	$9,025	$5,821	$3,771	$2,453	$9,916	$6,397	$4,144	$2,696
63	0.8167	0.6434	0.0724	0.2842	0.0449	0.0285	$18,932	$44,186	$7,015	$4,481	$2,875	$1,852	$7,950	$5,078	$3,258	$2,099
64	0.8030	0.7002	0.0679	0.2319	0.0449	0.0285	$18,932	$44,186	$5,653	$3,575	$2,271	$1,449	$6,506	$4,115	$2,614	$1,668
65	0.7884	0.7381	0.0672	0.1947	0.0308	0.0399	$15,082	$40,184	$4,174	$2,614	$1,645	$1,039	$4,966	$3,110	$1,956	$1,236
66	0.7730	0.7644	0.0693	0.1663	0.0308	0.0399	$15,082	$40,184	$3,544	$2,198	$1,369	$857	$4,336	$2,689	$1,675	$1,049
67	0.7564	0.7857	0.0744	0.1400	0.0308	0.0399	$15,082	$40,184	$2,999	$1,841	$1,136	$704	$3,822	$2,347	$1,448	$898
68	0.7388	0.8084	0.0788	0.1129	0.0308	0.0399	$15,082	$40,184	$2,461	$1,496	$914	$561	$3,305	$2,009	$1,228	$754
69	0.7199	0.8311	0.0778	0.0911	0.0308	0.0399	$15,082	$40,184	$2,007	$1,208	$731	$444	$2,810	$1,692	$1,024	$622
70	0.6998	0.8444	0.0761	0.0796	0.0422	0.0294	$14,914	$40,797	$1,759	$1,049	$628	$378	$2,558	$1,525	$914	$550
71	0.6784	0.8517	0.0748	0.0735	0.0422	0.0294	$14,914	$40,797	$1,586	$936	$555	$331	$2,340	$1,381	$820	$489
72	0.6560	0.8665	0.0701	0.0635	0.0422	0.0294	$14,914	$40,797	$1,340	$783	$460	$272	$2,016	$1,179	$693	$409
73	0.6324	0.8827	0.0642	0.0531	0.0422	0.0294	$14,914	$40,797	$1,099	$636	$370	$216	$1,691	$979	$569	$333
74	0.6073	0.8979	0.0587	0.0434	0.0422	0.0294	$14,914	$40,797	$885	$507	$292	$169	$1,399	$802	$462	$268
75	0.5811	0.9132	0.0543	0.0325	0.0384	0.0291	$14,364	$40,544	$666	$378	$216	$124	$1,121	$636	$363	$208
76	0.5536	0.9193	0.0539	0.0268	0.0384	0.0291	$14,364	$40,544	$557	$313	$177	$101	$983	$552	$312	$177
77	0.5251	0.9189	0.0541	0.0270	0.0384	0.0291	$14,364	$40,544	$526	$293	$164	$92	$928	$516	$289	$163
78	0.4957	0.9196	0.0482	0.0322	0.0384	0.0291	$14,364	$40,544	$525	$289	$160	$89	$859	$474	$262	$146
79	0.4652	0.9261	0.0385	0.0353	0.0384	0.0291	$14,364	$40,544	$485	$265	$145	$80	$733	$400	$220	$121
							$1,126,460	$2,417,096	$921,146	$740,245	$604,995	$502,321	$967,604	$775,896	$633,281	$525,462

Table 12. Calculation of Lifetime Expected Earnings of a 18-year Full-time Employed Female with a High School Education

									Present Value of Expected Earnings				Present Value of FT Earnings in LF			
Age	Probability Alive	Alive & Inactive	Alive & PT	Alive & FT	PT Unemployment Rate	FT Unemployment Rate	Earnings - YR PT	Earnings - YR FT	1.0%	2.0%	3.0%	4.0%	1.0%	2.0%	3.0%	4.0%
18	0.9998	0.0878	0.1546	0.7576	0.0603	0.1285	$9,378	$19,444	$14,126	$14,056	$13,988	$13,921	$15,376	$15,301	$15,226	$15,153
19	0.9993	0.2041	0.3183	0.4775	0.0603	0.1285	$9,378	$19,444	$10,728	$10,571	$10,417	$10,267	$13,277	$13,082	$12,892	$12,707
20	0.9989	0.2358	0.2965	0.4677	0.0603	0.1285	$9,378	$19,444	$10,267	$10,017	$9,776	$9,543	$12,617	$12,310	$12,013	$11,726
21	0.9984	0.2413	0.2341	0.5246	0.0603	0.1285	$9,378	$19,444	$10,560	$10,202	$9,860	$9,532	$12,396	$11,976	$11,574	$11,189
22	0.9979	0.2500	0.1876	0.5624	0.0603	0.1285	$9,378	$19,444	$10,671	$10,208	$9,770	$9,354	$12,127	$11,601	$11,103	$10,630
23	0.9974	0.2672	0.1619	0.5709	0.0603	0.1285	$9,378	$19,444	$10,483	$9,930	$9,411	$8,924	$11,726	$11,107	$10,527	$9,982
24	0.9970	0.2821	0.1500	0.5679	0.0603	0.1285	$9,378	$19,444	$10,228	$9,594	$9,004	$8,456	$11,368	$10,663	$10,007	$9,398
25	0.9965	0.2831	0.1510	0.5659	0.0471	0.0767	$13,589	$24,321	$13,561	$12,595	$11,706	$10,888	$14,888	$13,828	$12,852	$11,954
26	0.9960	0.2763	0.1561	0.5676	0.0471	0.0767	$13,589	$24,321	$13,515	$12,429	$11,440	$10,538	$14,873	$13,678	$12,590	$11,597
27	0.9955	0.2763	0.1545	0.5692	0.0471	0.0767	$13,589	$24,321	$13,388	$12,192	$11,113	$10,138	$14,718	$13,403	$12,216	$11,145
28	0.9949	0.2894	0.1482	0.5624	0.0471	0.0767	$13,589	$24,321	$13,038	$11,757	$10,612	$9,588	$14,301	$12,895	$11,640	$10,517
29	0.9943	0.2984	0.1523	0.5493	0.0471	0.0767	$13,589	$24,321	$12,688	$11,329	$10,126	$9,061	$13,972	$12,475	$11,151	$9,979
30	0.9937	0.2917	0.1612	0.5471	0.0389	0.0639	$14,327	$26,693	$13,943	$12,328	$10,912	$9,671	$15,530	$13,731	$12,154	$10,771
31	0.9931	0.2858	0.1627	0.5515	0.0389	0.0639	$14,327	$26,693	$13,911	$12,178	$10,675	$9,370	$15,495	$13,566	$11,892	$10,437
32	0.9924	0.2871	0.1591	0.5538	0.0389	0.0639	$14,327	$26,693	$13,771	$11,938	$10,363	$9,008	$15,304	$13,267	$11,517	$10,011
33	0.9917	0.2869	0.1564	0.5567	0.0389	0.0639	$14,327	$26,693	$13,653	$11,719	$10,075	$8,673	$15,144	$12,999	$11,175	$9,621
34	0.9908	0.2804	0.1540	0.5655	0.0389	0.0639	$14,327	$26,693	$13,665	$11,615	$9,888	$8,431	$15,118	$12,850	$10,939	$9,327
35	0.9899	0.2686	0.1539	0.5775	0.0385	0.0500	$15,247	$28,806	$15,021	$12,642	$10,658	$9,000	$16,648	$14,011	$11,812	$9,975
36	0.9890	0.2588	0.1592	0.5820	0.0385	0.0500	$15,247	$28,806	$15,023	$12,519	$10,452	$8,741	$16,686	$13,906	$11,609	$9,709
37	0.9879	0.2534	0.1585	0.5881	0.0385	0.0500	$15,247	$28,806	$14,986	$12,367	$10,224	$8,469	$16,624	$13,719	$11,342	$9,394
38	0.9867	0.2475	0.1538	0.5987	0.0385	0.0500	$15,247	$28,806	$14,997	$12,254	$10,033	$8,230	$16,569	$13,539	$11,085	$9,093
39	0.9854	0.2416	0.1565	0.6019	0.0385	0.0500	$15,247	$28,806	$14,930	$12,080	$9,794	$7,957	$16,512	$13,360	$10,832	$8,800
40	0.9840	0.2377	0.1623	0.6001	0.0274	0.0453	$15,042	$29,602	$15,207	$12,183	$9,782	$7,871	$16,946	$13,577	$10,901	$8,771
41	0.9824	0.2336	0.1645	0.6019	0.0274	0.0453	$15,042	$29,602	$15,098	$11,978	$9,524	$7,589	$16,842	$13,361	$10,624	$8,466
42	0.9808	0.2349	0.1600	0.6052	0.0274	0.0453	$15,042	$29,602	$14,943	$11,739	$9,243	$7,295	$16,619	$13,055	$10,280	$8,113
43	0.9789	0.2421	0.1518	0.6060	0.0274	0.0453	$15,042	$29,602	$14,696	$11,431	$8,913	$6,967	$16,268	$12,654	$9,867	$7,712
44	0.9769	0.2433	0.1492	0.6075	0.0274	0.0453	$15,042	$29,602	$14,523	$11,186	$8,637	$6,686	$16,049	$12,361	$9,545	$7,389
45	0.9748	0.2429	0.1482	0.6089	0.0287	0.0351	$14,749	$30,622	$14,912	$11,373	$8,697	$6,667	$16,584	$12,648	$9,672	$7,415
46	0.9725	0.2486	0.1400	0.6114	0.0287	0.0351	$14,749	$30,622	$14,699	$11,100	$8,406	$6,383	$16,260	$12,279	$9,299	$7,060
47	0.9701	0.2514	0.1318	0.6168	0.0287	0.0351	$14,749	$30,622	$14,548	$10,878	$8,158	$6,135	$15,998	$11,963	$8,971	$6,746
48	0.9675	0.2474	0.1349	0.6177	0.0287	0.0351	$14,749	$30,622	$14,415	$10,674	$7,927	$5,903	$15,882	$11,760	$8,733	$6,504
49	0.9646	0.2467	0.1428	0.6105	0.0287	0.0351	$14,749	$30,622	$14,160	$10,382	$7,635	$5,632	$15,693	$11,506	$8,462	$6,241
50	0.9616	0.2583	0.1441	0.5976	0.0222	0.0322	$14,938	$30,897	$13,899	$10,091	$7,349	$5,368	$15,433	$11,204	$8,160	$5,961
51	0.9584	0.2765	0.1418	0.5817	0.0222	0.0322	$14,938	$30,897	$13,366	$9,609	$6,930	$5,014	$14,856	$10,680	$7,702	$5,573
52	0.9549	0.2904	0.1400	0.5696	0.0222	0.0322	$14,938	$30,897	$12,924	$9,200	$6,571	$4,708	$14,374	$10,232	$7,308	$5,236
53	0.9512	0.2989	0.1428	0.5583	0.0222	0.0322	$14,938	$30,897	$12,548	$8,845	$6,255	$4,439	$14,007	$9,873	$6,983	$4,955
54	0.9472	0.3117	0.1483	0.5400	0.0222	0.0322	$14,938	$30,897	$12,063	$8,419	$5,897	$4,144	$13,557	$9,462	$6,627	$4,658
55	0.9426	0.3348	0.1449	0.5203	0.0233	0.0301	$14,453	$30,722	$11,391	$7,873	$5,460	$3,801	$12,866	$8,892	$6,168	$4,293
56	0.9379	0.3614	0.1371	0.5016	0.0233	0.0301	$14,453	$30,722	$10,794	$7,386	$5,073	$3,497	$12,168	$8,327	$5,719	$3,943
57	0.9328	0.3846	0.1349	0.4805	0.0233	0.0301	$14,453	$30,722	$10,214	$6,921	$4,708	$3,214	$11,545	$7,823	$5,321	$3,633
58	0.9270	0.4056	0.1348	0.4596	0.0233	0.0301	$14,453	$30,722	$9,664	$6,484	$4,368	$2,953	$10,973	$7,363	$4,960	$3,354
59	0.9207	0.4328	0.1336	0.4336	0.0233	0.0301	$14,453	$30,722	$9,021	$5,993	$3,998	$2,677	$10,297	$6,842	$4,564	$3,056
60	0.9138	0.4705	0.1320	0.3975	0.0296	0.0276	$13,831	$30,107	$8,027	$5,281	$3,489	$2,314	$9,281	$6,106	$4,033	$2,675
61	0.9065	0.5206	0.1308	0.3487	0.0296	0.0276	$13,831	$30,107	$7,034	$4,582	$2,998	$1,969	$8,254	$5,377	$3,517	$2,310
62	0.8985	0.5792	0.1327	0.2881	0.0296	0.0276	$13,831	$30,107	$5,895	$3,803	$2,464	$1,603	$7,110	$4,586	$2,971	$1,933
63	0.8898	0.6305	0.1358	0.2337	0.0296	0.0276	$13,831	$30,107	$4,902	$3,131	$2,009	$1,294	$6,120	$3,909	$2,508	$1,616
64	0.8804	0.6750	0.1374	0.1875	0.0296	0.0276	$13,831	$30,107	$4,065	$2,571	$1,633	$1,042	$5,273	$3,335	$2,119	$1,352
65	0.8701	0.7165	0.1372	0.1463	0.0296	0.0353	$11,772	$28,305	$3,018	$1,890	$1,189	$751	$4,199	$2,630	$1,655	$1,046
66	0.8592	0.7513	0.1308	0.1179	0.0296	0.0353	$11,772	$28,305	$2,500	$1,550	$966	$605	$3,602	$2,234	$1,392	$871
67	0.8473	0.7792	0.1239	0.0969	0.0296	0.0353	$11,772	$28,305	$2,103	$1,291	$797	$494	$3,121	$1,916	$1,182	$733
68	0.8346	0.7999	0.1223	0.0778	0.0296	0.0353	$11,772	$28,305	$1,779	$1,082	$661	$406	$2,759	$1,678	$1,025	$629
69	0.8208	0.8177	0.1178	0.0645	0.0296	0.0353	$11,772	$28,305	$1,528	$920	$557	$338	$2,448	$1,474	$892	$542
70	0.8059	0.8358	0.1086	0.0556	0.0249	0.0254	$10,402	$26,777	$1,220	$727	$436	$262	$2,048	$1,221	$732	$441
71	0.7900	0.8518	0.1002	0.0479	0.0249	0.0254	$10,402	$26,777	$1,052	$621	$368	$220	$1,794	$1,059	$628	$375
72	0.7730	0.8673	0.0904	0.0424	0.0249	0.0254	$10,402	$26,777	$909	$531	$312	$184	$1,557	$910	$535	$316
73	0.7548	0.8863	0.0779	0.0358	0.0249	0.0254	$10,402	$26,777	$749	$434	$252	$148	$1,289	$746	$434	$254
74	0.7353	0.9054	0.0684	0.0262	0.0249	0.0254	$10,402	$26,777	$577	$331	$191	$110	$1,035	$593	$342	$198
75	0.7142	0.9205	0.0612	0.0182	0.0272	0.0203	$9,622	$26,575	$422	$240	$137	$78	$834	$473	$270	$155
76	0.6919	0.9336	0.0525	0.0139	0.0272	0.0203	$9,622	$26,575	$330	$185	$105	$60	$668	$375	$212	$121
77	0.6681	0.9443	0.0445	0.0112	0.0272	0.0203	$9,622	$26,575	$262	$146	$81	$46	$536	$298	$167	$94
78	0.6429	0.9514	0.0391	0.0095	0.0272	0.0203	$9,622	$26,575	$216	$119	$66	$37	$446	$245	$136	$76
79	0.6160	0.9562	0.0355	0.0083	0.0272	0.0203	$9,622	$26,575	$184	$100	$55	$30	$381	$208	$114	$63
							$805,506	$1,703,243	$597,010	$479,801	$392,592	$326,696	$677,244	$542,502	$442,877	$367,994

Figure 1. Portion of Remaining Worklife Expectancy Spent at Full-time by Beginning Labor Force Status

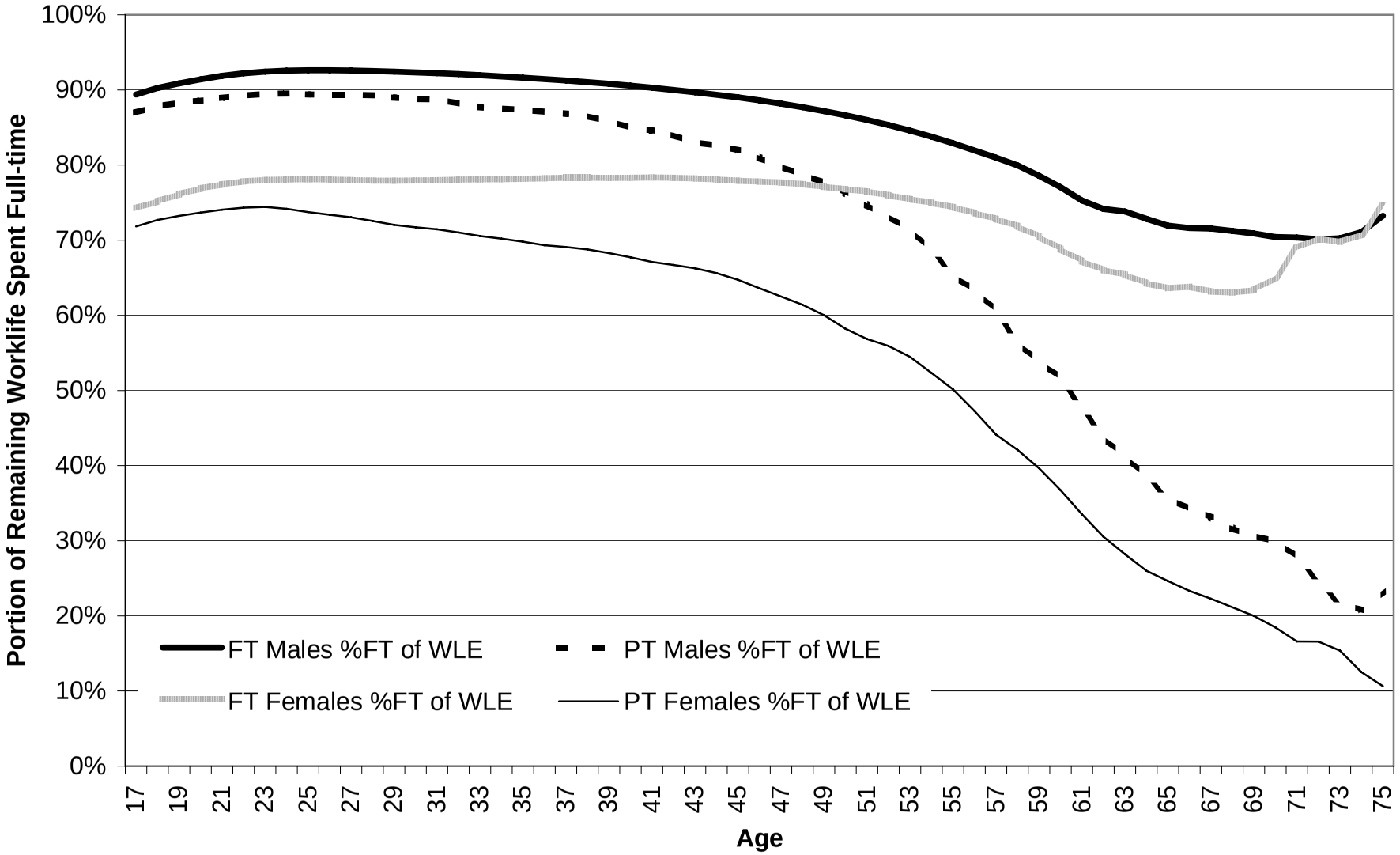

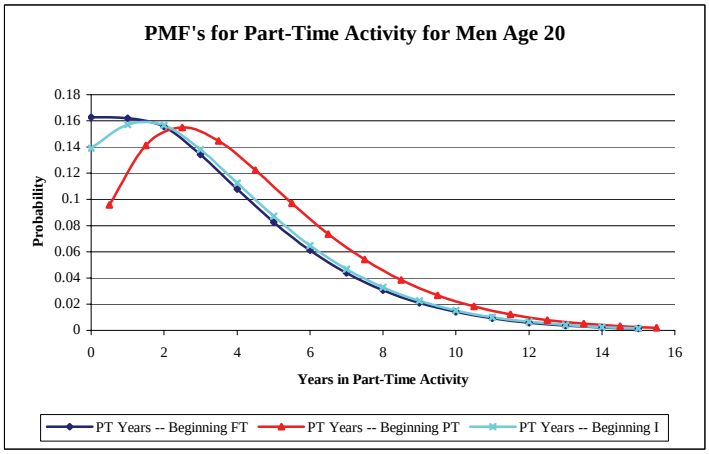

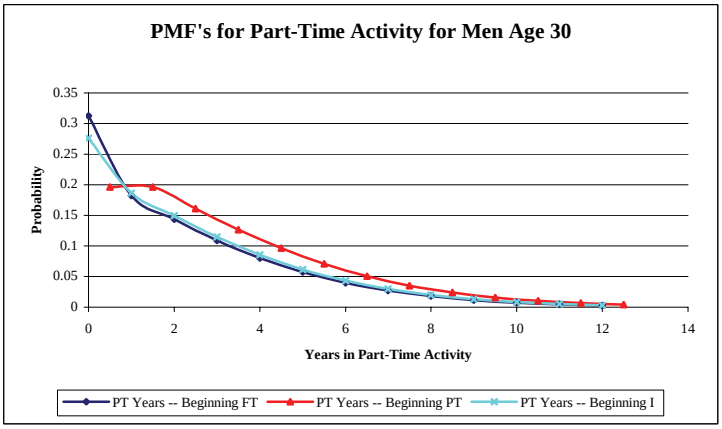

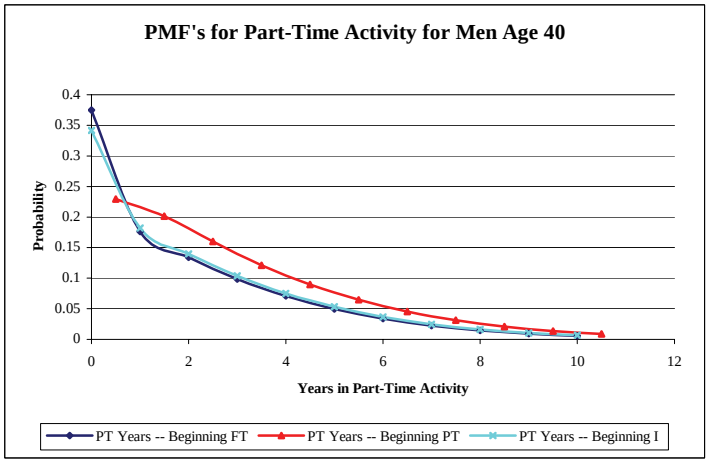

Figure 2. PMF'S for Years in Part-Time Activity, Beginning Full-Time, Part-Time, and Inactive for Men at Various Ages

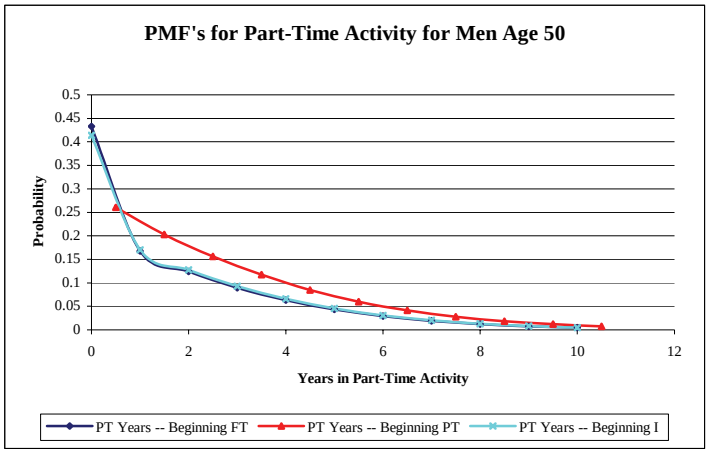

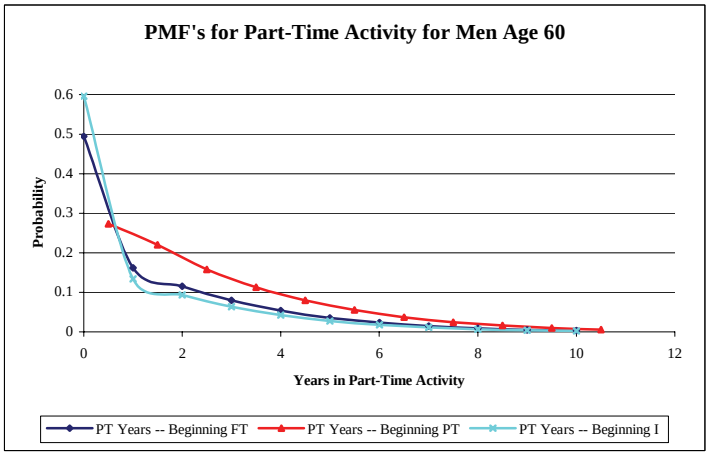

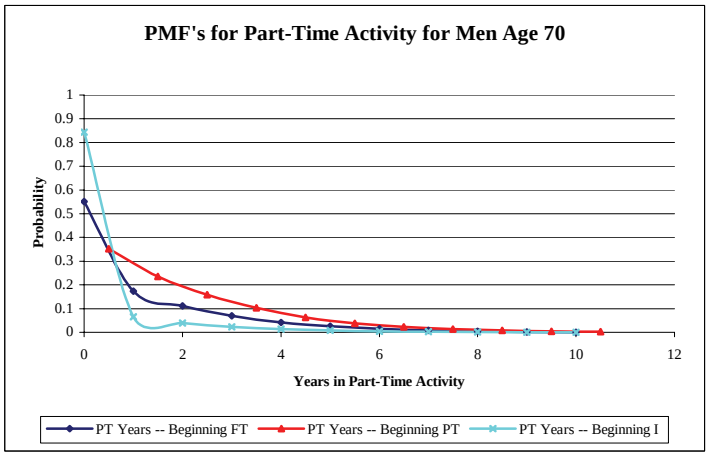

Figure 2 (Continued). PMF'S for Years in Part-Time Activity, Beginning Full-Time, Part-Time, and Inactive for Men at Various Ages

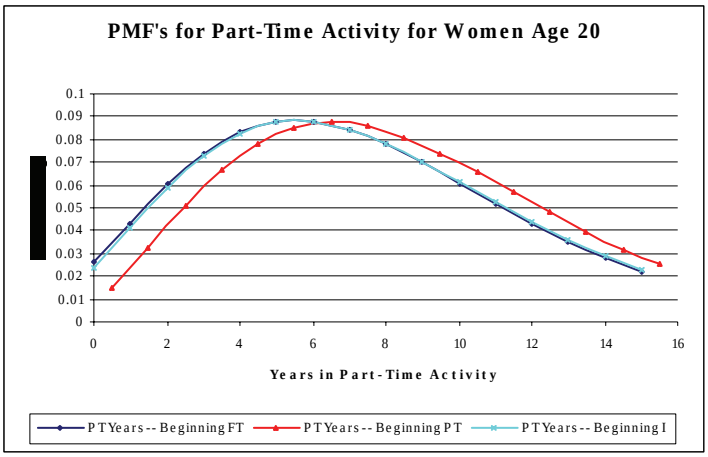

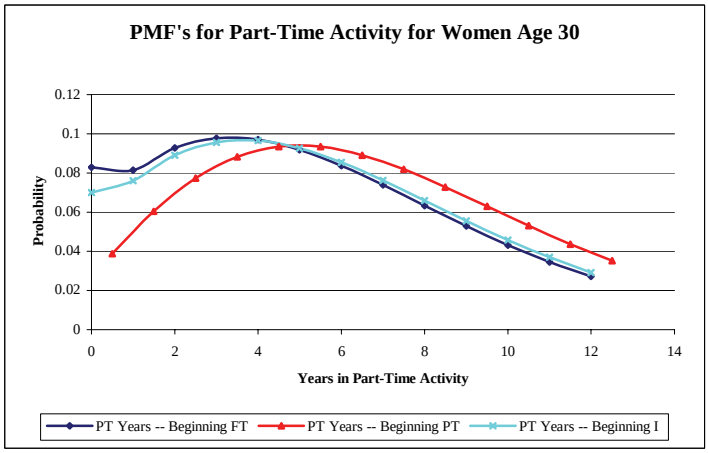

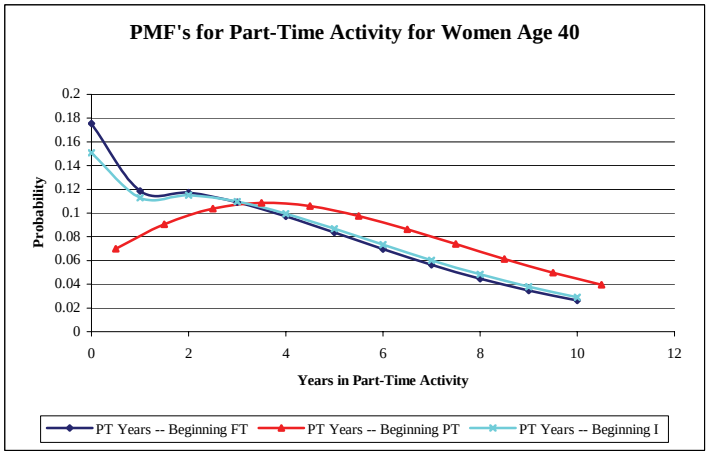

Figure 3. PMF'S for Years in Part-Time Activity, Beginning Full-Time, Part-Time, and Inactive for Women at Various Ages

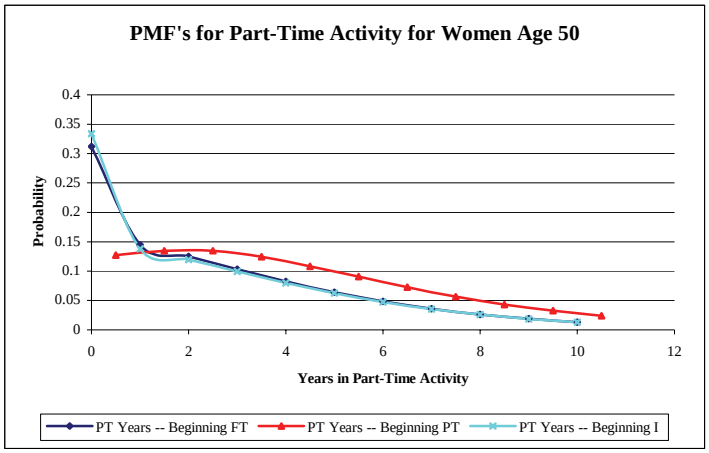

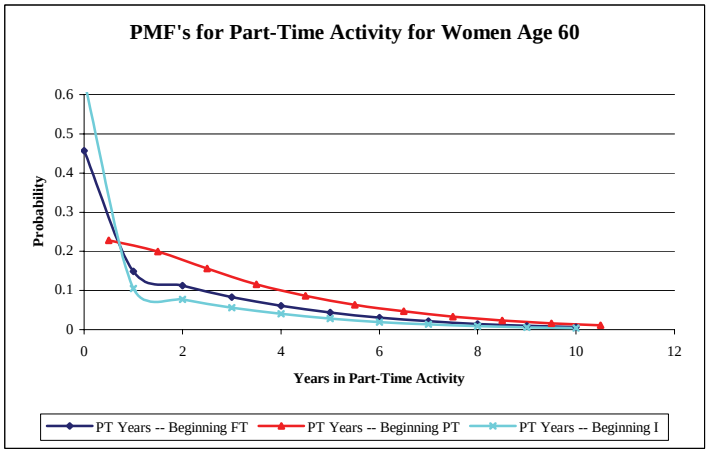

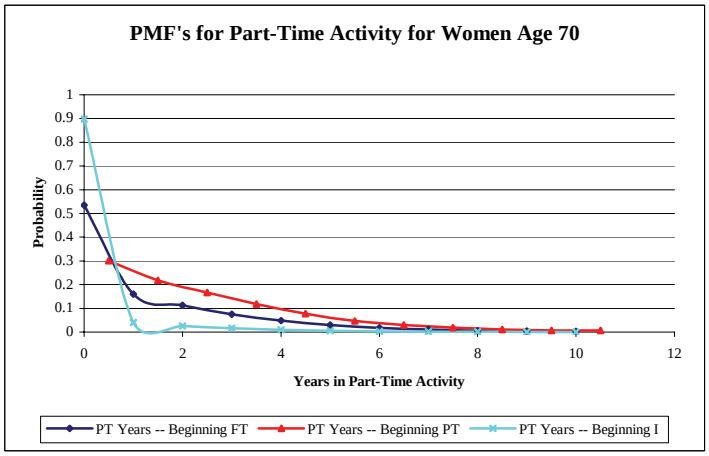

Figure 3 (Continued). PMF'S for Years in Part-Time Activity, Beginning Full-Time, Part-Time, and Inactive for Women at Various Ages